



US00D945885S

(12) **United States Design Patent**
Cho

(10) **Patent No.:** **US D945,885 S**

(45) **Date of Patent:** **** Mar. 15, 2022**

(54) **PACKAGING BOTTLE**

(71) Applicant: **WHEALTHFIELDS (HONG KONG) LIMITED**, Hong Kong (HK)

(72) Inventor: **Ping Joyce Cho**, Hong Kong (HK)

(73) Assignee: **WHEALTHFIELDS (HONG KONG) LIMITED**, Hong Kong (HK)

(**) Term: **15 Years**

(21) Appl. No.: **29/735,409**

(22) Filed: **May 20, 2020**

(30) **Foreign Application Priority Data**

Mar. 25, 2020 (CN) 202030106568.8

(51) **LOC (13) Cl.** **09-01**

(52) **U.S. Cl.**
USPC **D9/682**

(58) **Field of Classification Search**

USPC D9/682-694, 516-575, 723-729, 435,
D9/436, 439, 440, 445, 448, 452-454
CPC .. A45D 34/00; A45D 34/02; A45D 2034/005;
A45D 2034/007; A45D 2200/051-057;
B05B 11/00-3098; B65D 83/14; B65D
83/16; B65D 83/20; B65D 83/205; B65D
83/206; B65D 83/207; B65D 83/22;
B65D 83/40; B65D 83/38

See application file for complete search history.

(56) **References Cited**

U.S. PATENT DOCUMENTS

D73,866 S * 11/1927 Pui D9/542
D97,178 S * 10/1935 Clevenger D9/571
D263,373 S * 3/1982 Howard D9/563

D335,628 S * 5/1993 Tighe D9/571
D351,991 S * 11/1994 Bertolini D9/558
D355,369 S * 2/1995 Lund D9/558
D360,831 S * 8/1995 Boisset D9/529
D392,898 S * 3/1998 Butler D9/558
D550,093 S * 9/2007 Suxdorf D9/550
9,573,151 B1 * 2/2017 Miller B05B 11/3047
D780,594 S * 3/2017 Harris D9/682
D796,323 S * 9/2017 Harris D9/448

FOREIGN PATENT DOCUMENTS

CN 303048334 * 12/2014
CN 303802656 * 8/2016
CN 304476268 * 1/2018

* cited by examiner

Primary Examiner — Catherine A Tuttle


(57) **CLAIM**

The ornamental design for a packaging bottle, as shown and described.

DESCRIPTION

FIG. 1 is a front elevational view of a packaging bottle showing my new design;
FIG. 2 is a rear elevational view thereof;
FIG. 3 is a left side view thereof;
FIG. 4 is a right side view thereof;
FIG. 5 is a top plan view thereof;
FIG. 6 is a bottom plan view thereof;
FIG. 7 is a rear, bottom and right side perspective view thereof;
FIG. 8 is a front, top and right side perspective view thereof;
and,
FIG. 9 is a front, bottom and left side perspective view thereof.

1 Claim, 9 Drawing Sheets






Fig. 1




Fig. 2




Fig. 3




Fig. 4




Fig. 5




Fig. 6




Fig. 7

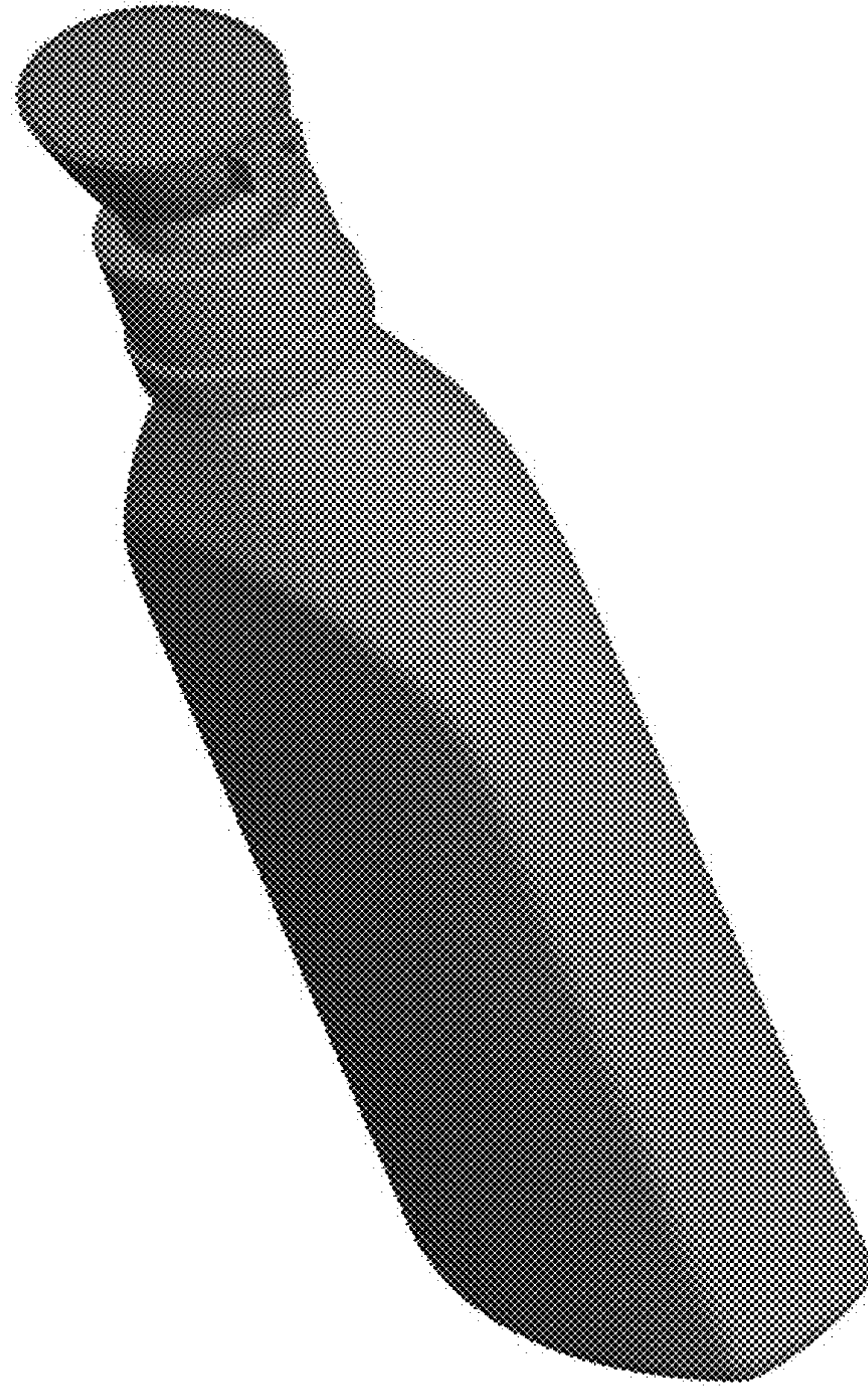


Fig. 8




Fig. 9