



US00D945874S

(12) **United States Design Patent**
King

(10) **Patent No.:** **US D945,874 S**
(45) **Date of Patent:** **** Mar. 15, 2022**

(54) **BAR CLIP**

D845,115 S * 4/2019 James D8/373
D886,708 S * 6/2020 Hodson D12/411
D899,223 S * 10/2020 Landgren D8/354

(71) Applicant: **James King**, Idaho Falls, ID (US)

(72) Inventor: **James King**, Idaho Falls, ID (US)

(**) Term: **15 Years**

(21) Appl. No.: **29/736,184**

(22) Filed: **May 28, 2020**

(51) **LOC (13) Cl.** **08-08**

(52) **U.S. Cl.**
USPC **D8/396**

(58) **Field of Classification Search**
USPC D8/70–72, 371–377, 380–381, 394–398
CPC E04H 15/646; F16B 5/0692; F16L 3/11;
Y10T 24/1412; Y10T 24/3444
See application file for complete search history.

(56) **References Cited**

U.S. PATENT DOCUMENTS

4,930,732	A	*	6/1990	Hardtke	F16L 3/11
						24/19
D341,977	S	*	12/1993	Schon	D6/580
6,148,488	A	*	11/2000	Gristock	E04H 15/646
						160/392
D578,869	S	*	10/2008	Fernandez	D8/354
D604,381	S	*	11/2009	Miller	D22/107
D648,620	S	*	11/2011	Wagner	D8/396
D665,643	S	*	8/2012	Brinton	D8/70
D684,034	S	*	6/2013	Vaughan	D8/354
D774,990	S	*	12/2016	Galley	D12/126
D798,136	S	*	9/2017	Pittman	D8/382
D800,536	S	*	10/2017	Kelley	D8/354
D812,121	S	*	3/2018	Jorgensen	D15/148
D815,517	S	*	4/2018	Van Fleet	D8/396
D836,431	S	*	12/2018	Frost	D8/396
D841,451	S	*	2/2019	McGugan	D8/395

OTHER PUBLICATIONS

“Taco Single Rod Hanger”, Feb. 14, 2015, Amazon.com, site visited Oct. 6, 2020: <https://www.amazon.com/Single-Hanger-Polished-Stainless-Steel/dp/B00TLEV3JS> (Year: 2015).*

“CC-1 Microphone Stand Cable Clips”, Sep. 16, 2015, Amazon.com, site visited Oct. 6, 2020: <https://www.amazon.com/CC-1-Microphone-Stand-Cable-Clips/dp/B00HKLIT8W> (Year: 2015).*

(Continued)

Primary Examiner — Jack Reickel

Assistant Examiner — Michael A Kervin

(74) *Attorney, Agent, or Firm* — Travis Lee Johnson;
Ascentage Patent Law

(57) **CLAIM**

The ornamental design for a bar clip, as shown and described.

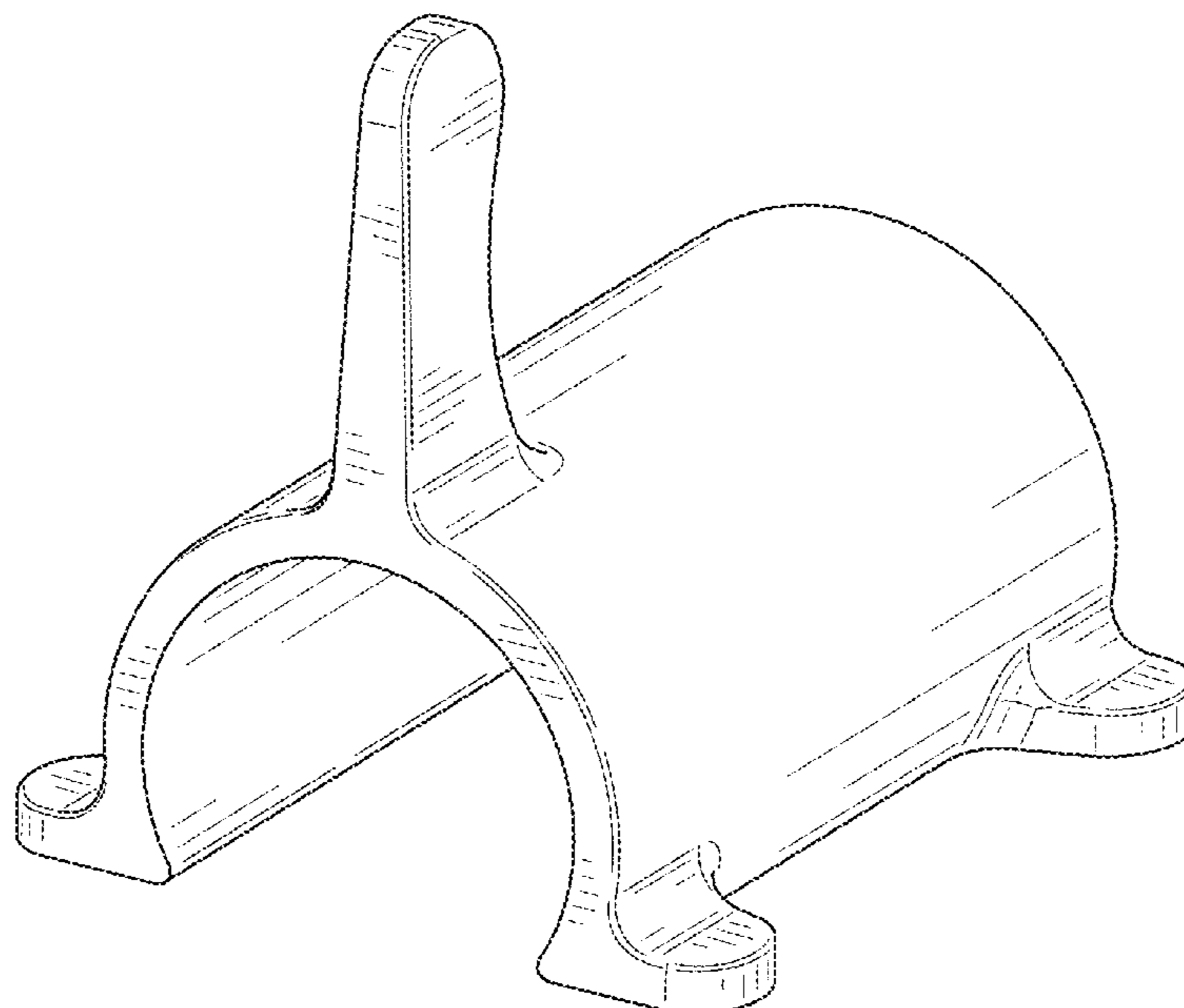
DESCRIPTION

FIG. 1 is a perspective view of the bar clip;
FIG. 2 is a front view of the bar clip;
FIG. 3 is a back view of the bar clip;
FIG. 4 is a right-side view of the bar clip;
FIG. 5 is a left-side view of the bar clip;
FIG. 6 is a top view of the bar clip;
FIG. 7 is a bottom view of the bar clip; and,
FIG. 8 is a perspective view of the bar clip shown with environment.

The ornamental design, which is claimed, is shown in solid lines in the drawings.

The broken line showing of a bar or rod is for the purpose of illustrating environmental structure and forms no part of the claimed design.

1 Claim, 5 Drawing Sheets



(56)

References Cited

OTHER PUBLICATIONS

“HD White Snap Clamp”, Jun. 20, 2018, Amazon.com, site visited Oct. 6, 2021: <https://www.amazon.com/White-Snap-Clamp-Inch-Inches/dp/B00BFF888A> (Year: 2018).*

“Pony Jorgensen 52 Pipe Clamp, Fixture for ½-Inch Black Pipe” Nov. 8, 1999, Amazon, site visited Oct. 26, 2021: <https://www.amazon.com/PONY-52-Clamp-Fixture-2-Inch/dp/B0000224CA> (Year: 1999).*

* cited by examiner

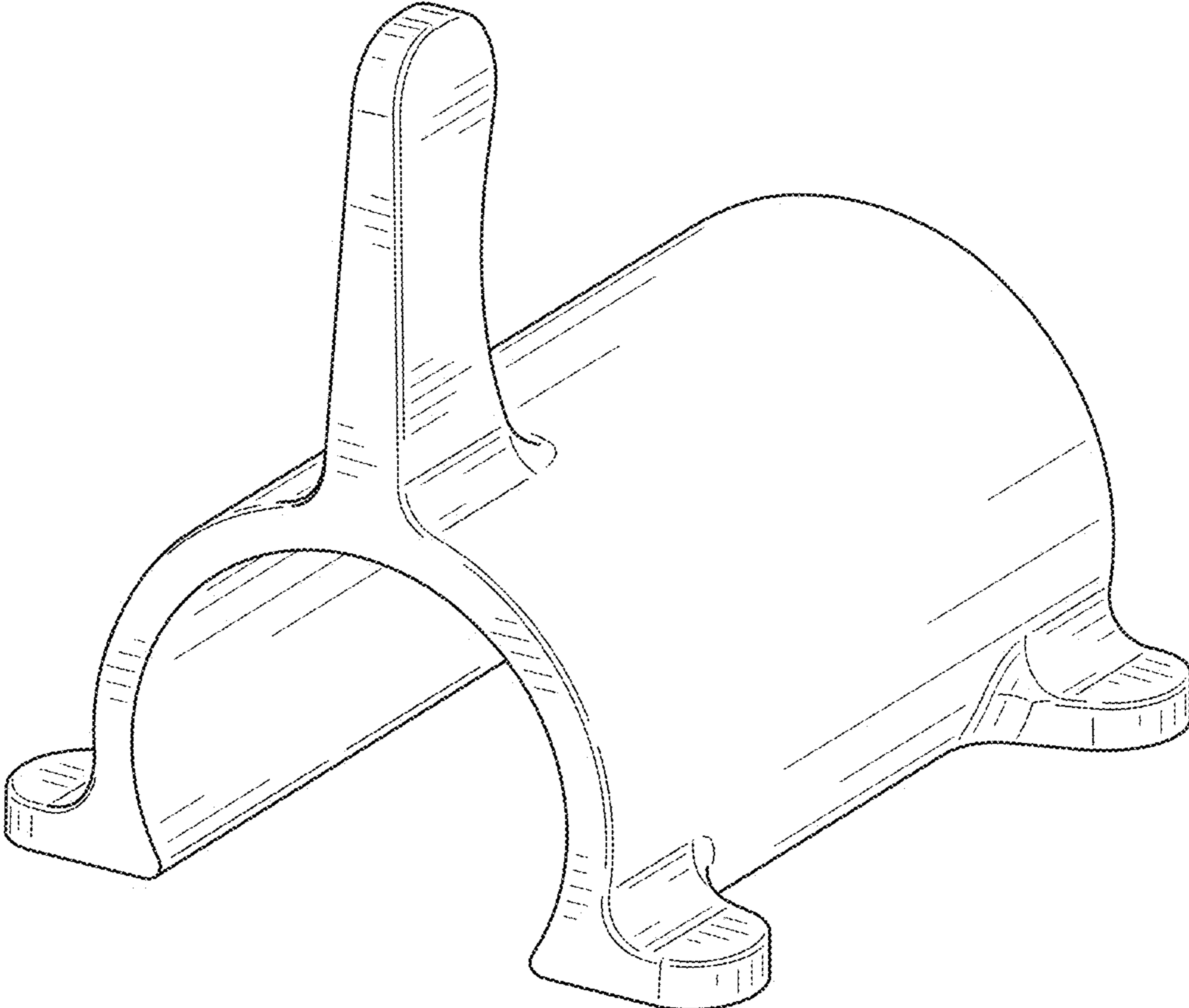


FIG. 1

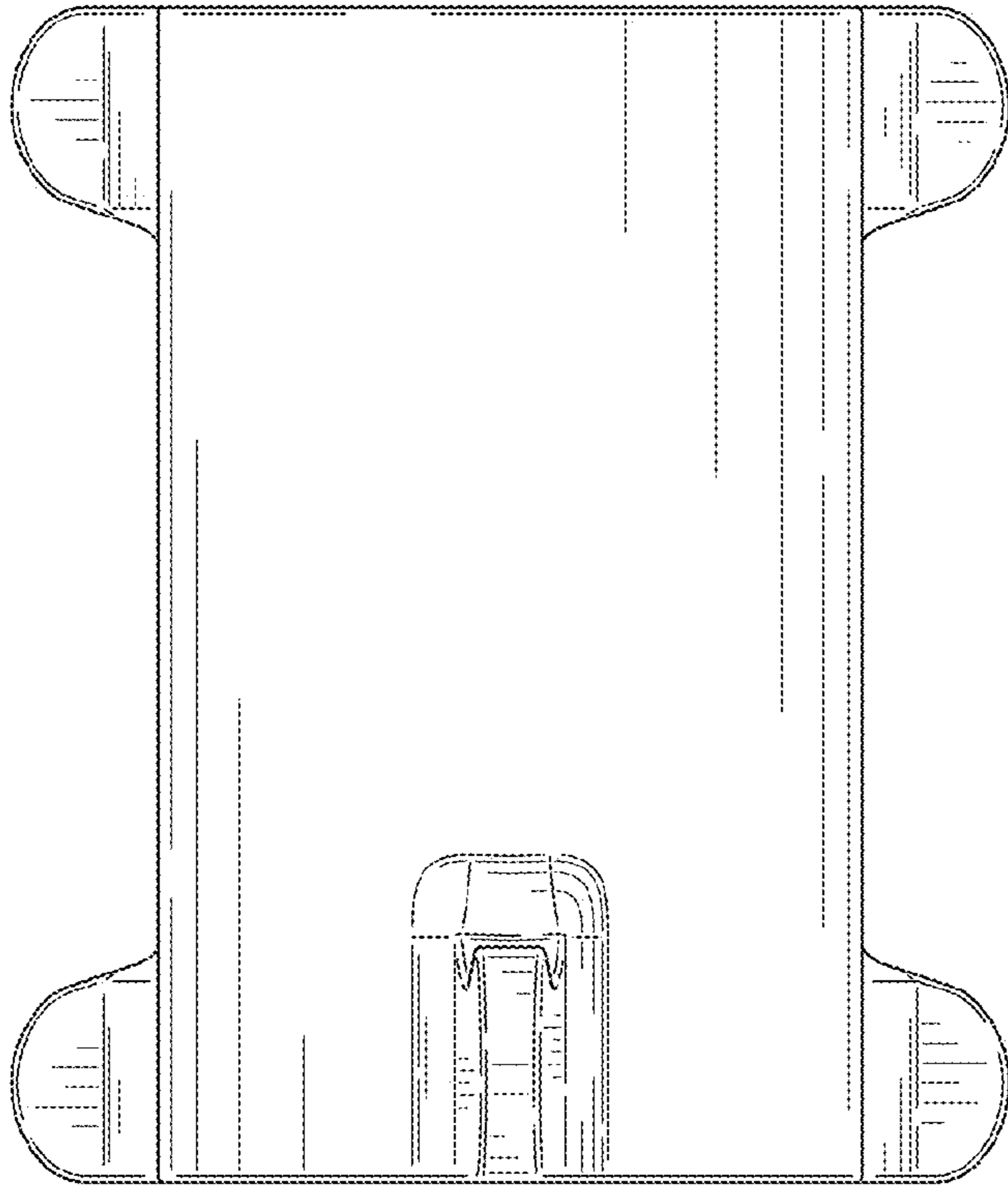


FIG. 2

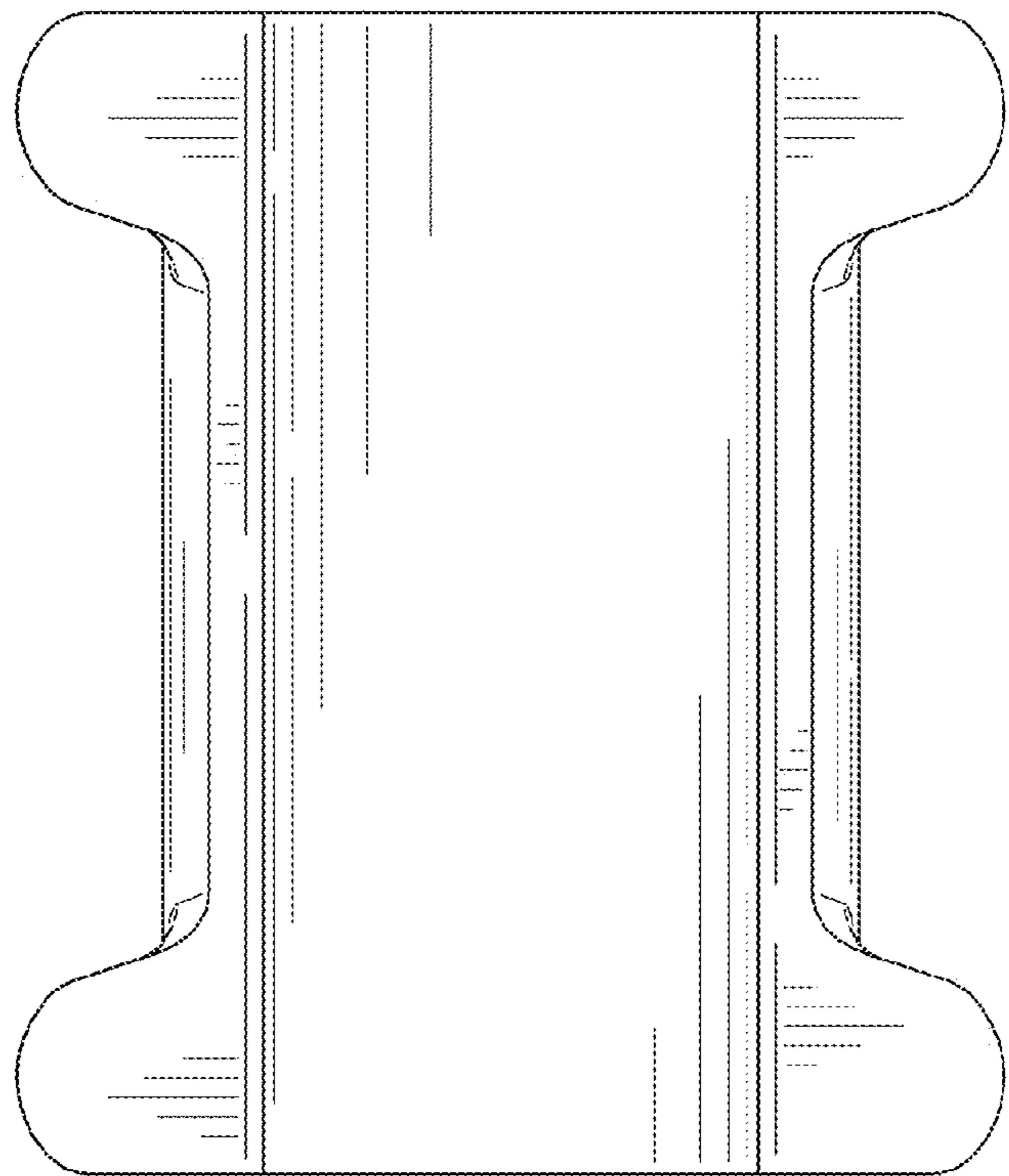


FIG. 3

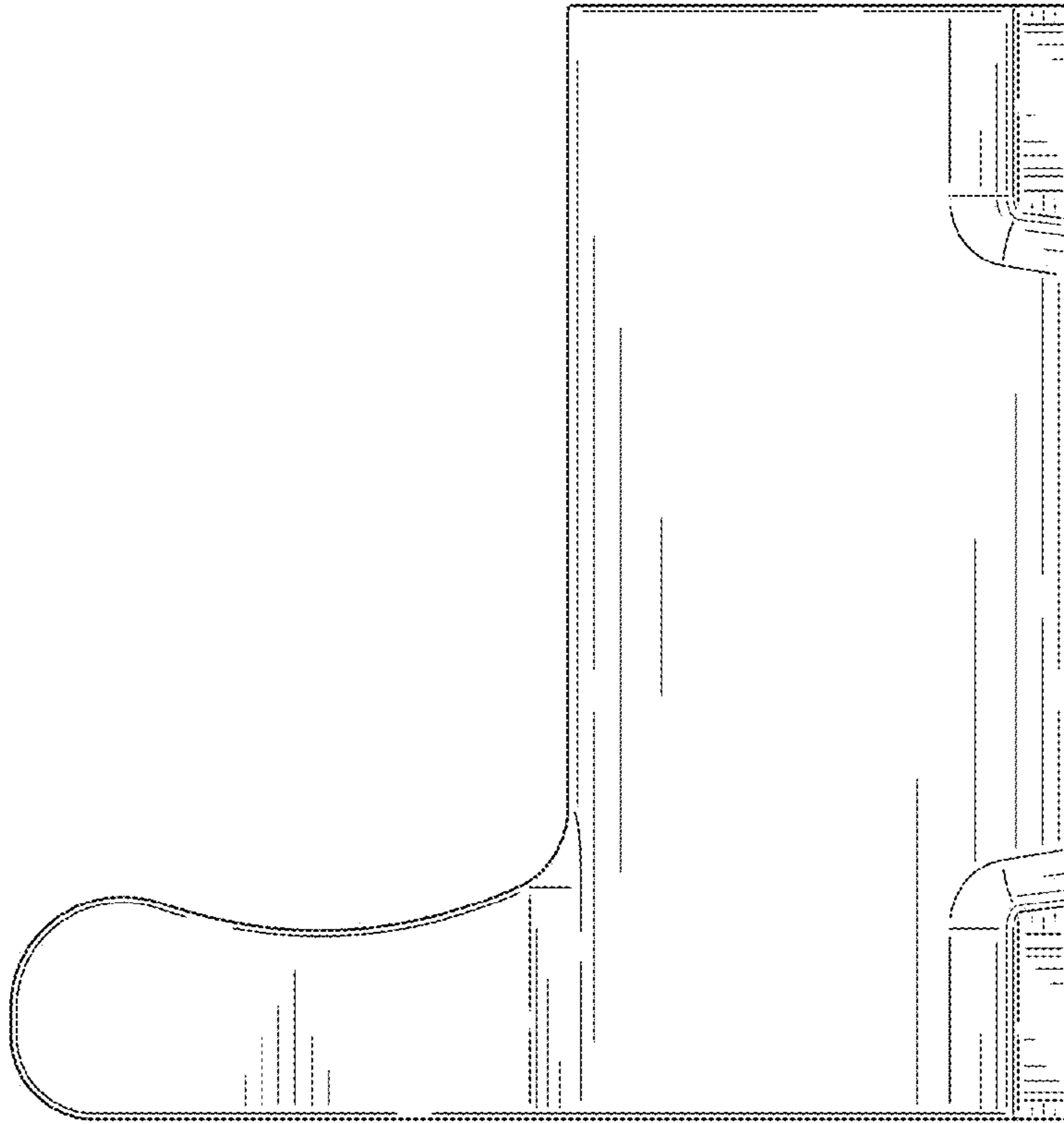


FIG. 4



FIG. 5

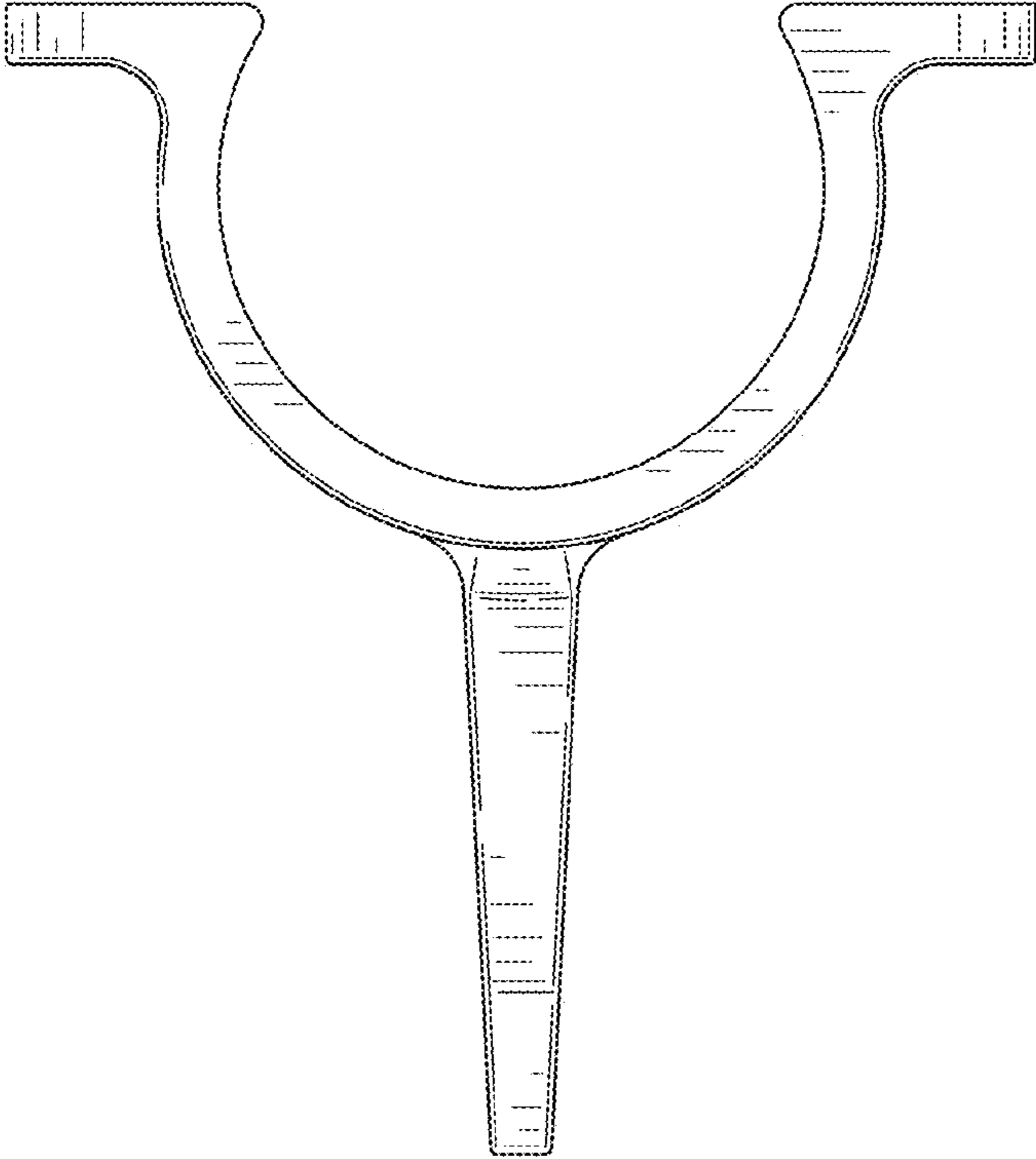


FIG. 6

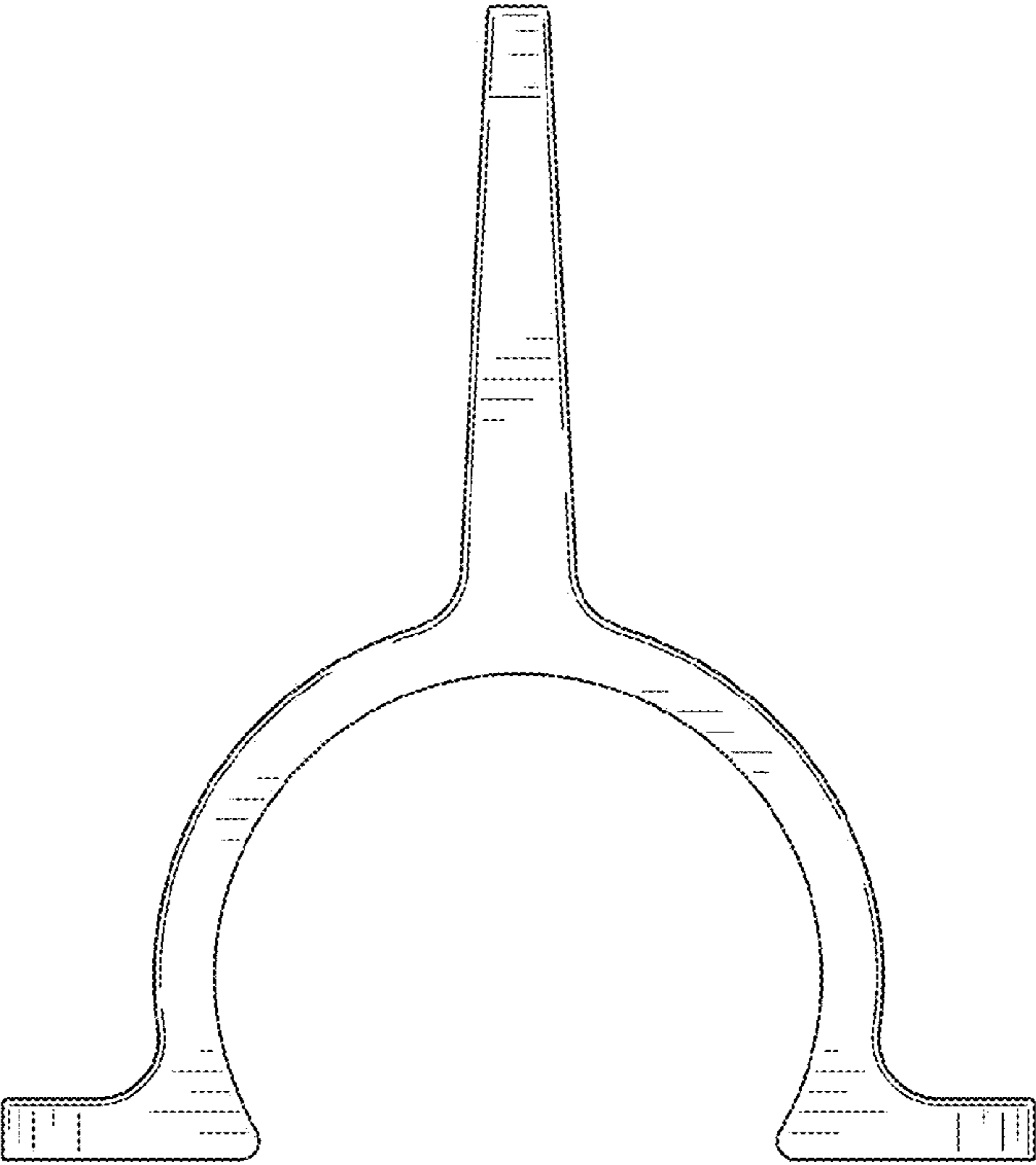


FIG. 7

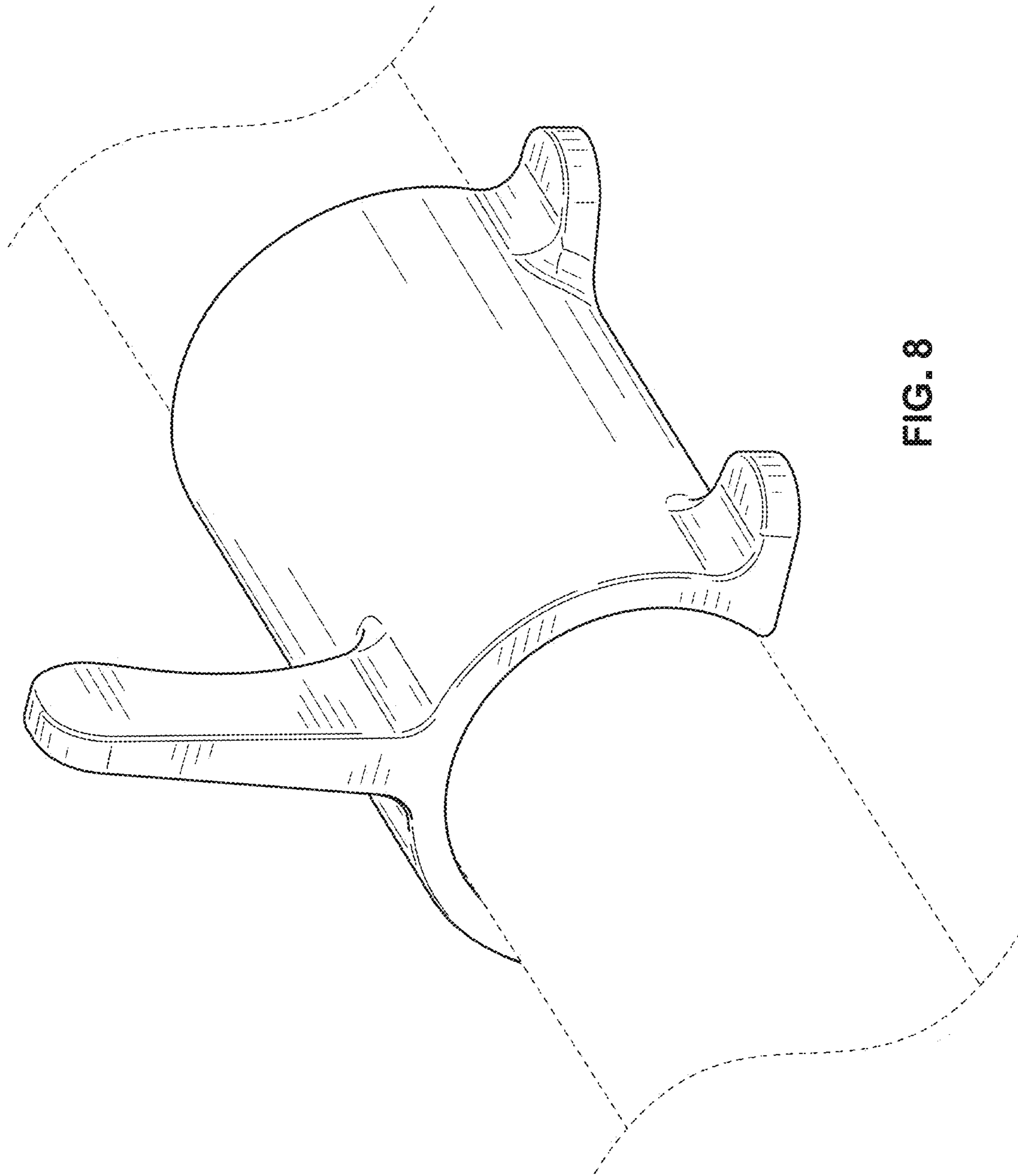


FIG. 8