



US00D945822S

(12) **United States Design Patent**
Taylor et al.

(10) **Patent No.:** **US D945,822 S**
(45) **Date of Patent:** **** Mar. 15, 2022**

- (54) **WINE DISPENSER**
- (71) Applicant: **Chagrinovations, LLC**, Naples, FL
(US)
- (72) Inventors: **Curtis Taylor**, Chagrin Falls, OH (US);
Matthew Hanson, Chagrin Falls, OH
(US)
- (73) Assignee: **Chagrinovations, LLC**, Naples, FL
(US)
- (**) Term: **15 Years**
- (21) Appl. No.: **29/740,330**
- (22) Filed: **Jul. 2, 2020**
- (51) **LOC (13) Cl.** **07-99**
- (52) **U.S. Cl.**
USPC **D7/398**
- (58) **Field of Classification Search**
USPC D7/300-322, 368, 387, 397-400, 412,
D7/665, 666, 700; D3/29, 207, 208, 211;
D6/541, 542, 545; D8/2, 14.1; D9/435,
D9/440, 447, 448, 724; D11/70, 116;
D20/10, 16, 21, 41
CPC .. A47J 31/00; A47J 31/36; A47J 31/44; A47J
31/4407; A47J 31/46; A47J 31/461; A47J
31/468; A47J 31/4485; A47J 31/4489;
A47J 31/52; B67D 1/00; B67D 1/0003;
B67D 1/0005; B67D 1/0006; B67D
1/0042; B67D 1/0057; B67D 1/0081;
B67D 1/0872; B67D 2001/0088; B67D
2001/0093; B67D 2001/0094
See application file for complete search history.

- D608,578 S * 1/2010 Yang D6/542
- D628,481 S * 12/2010 Maddy D9/435
- D659,468 S * 5/2012 Nyambi D7/396
- D786,676 S * 5/2017 Bloc D9/449
- D787,854 S * 5/2017 Taylor B67D 1/1275
D6/542
- D821,872 S * 7/2018 Mahler D9/447
(Continued)

OTHER PUBLICATIONS

AirVi Automatic Wine Dispenser, first available Nov. 17, 2020, Amazon, [online], [site visited Aug. 13, 2021], Available from internet URL: <https://www.amazon.com/AirVi-Automatic-Dispenser-Electric-Decanter/dp/B08NRPY8RW> (Year: 2020).*

(Continued)

Primary Examiner — Christian P. McLean
Assistant Examiner — Natalya M Rapundalo
(74) *Attorney, Agent, or Firm* — Ulmer & Berne LLP;
Brian Turung

(57) **CLAIM**

The ornamental design for a wine dispenser, as shown and described.

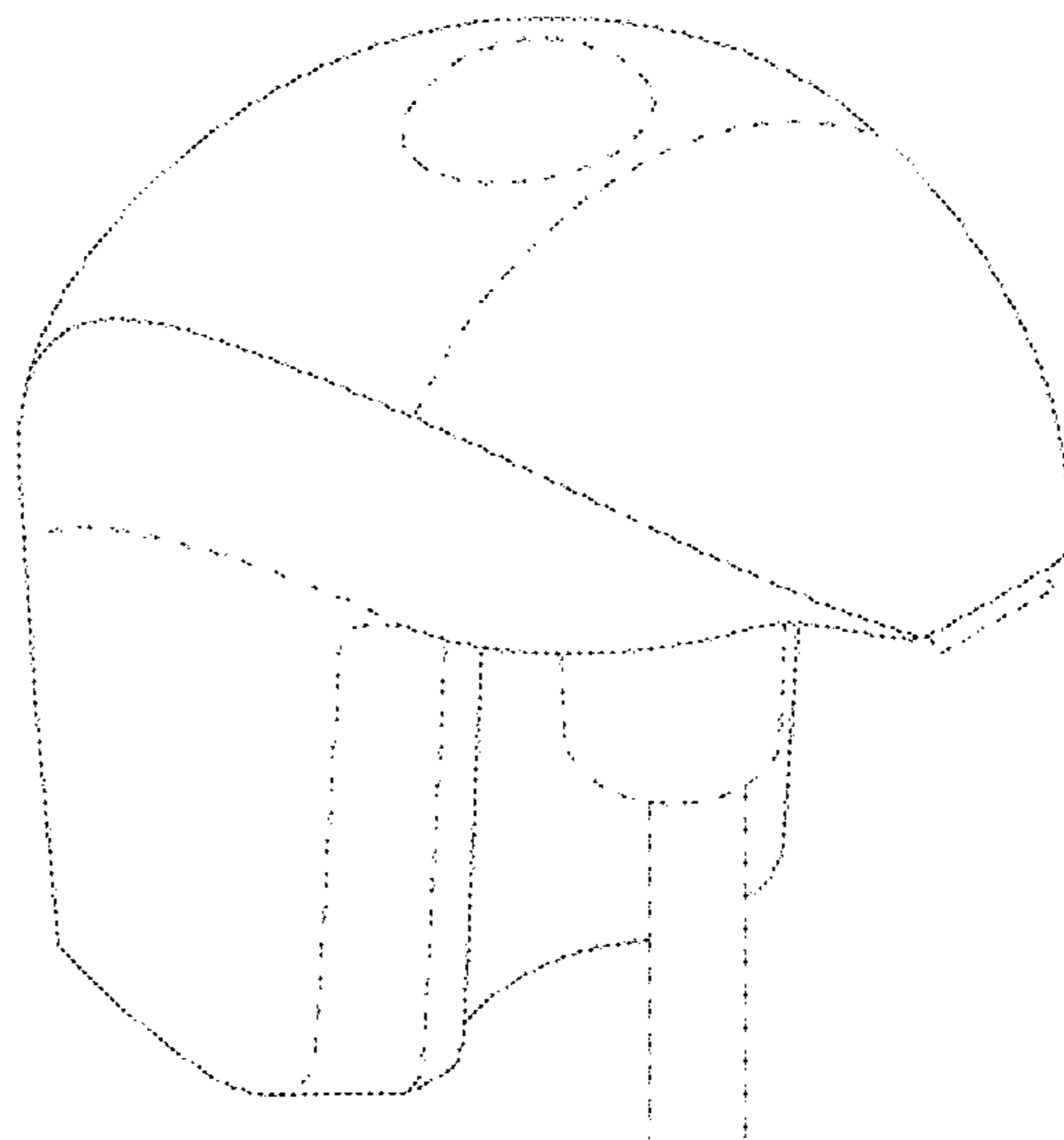
DESCRIPTION

FIG. 1 is a front top perspective view of a wine dispenser showing my new design;
FIG. 2 is a rear top perspective view of the wine dispenser of FIG. 1;
FIG. 3 is a side elevation view of the wine dispenser of FIG. 1;
FIG. 4 is a front elevation view of the wine dispenser of FIG. 1;
FIG. 5 a bottom plan view of the wine dispenser of FIG. 1; and,
FIG. 6 is a top plan view of the wine dispenser of FIG. 1. The broken lines illustrate portions of the wine dispenser that no part of the claimed design.

1 Claim, 6 Drawing Sheets

(56) **References Cited**
U.S. PATENT DOCUMENTS

- D426,413 S * 6/2000 Kreitemier D6/543
- 6,260,738 B1 * 7/2001 Kerr B65D 83/205
222/402.13



(56)

References Cited

U.S. PATENT DOCUMENTS

D838,557 S * 1/2019 Kujawski A47J 43/00
D7/666
D905,553 S * 12/2020 Lo B67C 11/02
D9/448
2011/0297006 A1* 12/2011 Belcher B01F 3/04801
99/323.1
2016/0325243 A1* 11/2016 McDonald B67D 1/1275
2016/0354733 A1* 12/2016 Chung B01F 3/04787
2020/0247655 A1* 8/2020 Taylor B67D 1/0004
2021/0094810 A1* 4/2021 Pelle B67C 11/02
2021/0219783 A1* 7/2021 Liu A47J 43/00

OTHER PUBLICATIONS

Electric Wine Decanter Automatic Wine Aerator Dispenser Pump,
Joom, [online], [site visited Aug. 20, 2021], Available from internet
URL: <https://www.joom.com/en/products/5ef06cd53782040106213f4b>
(Year: 2021).*

* cited by examiner

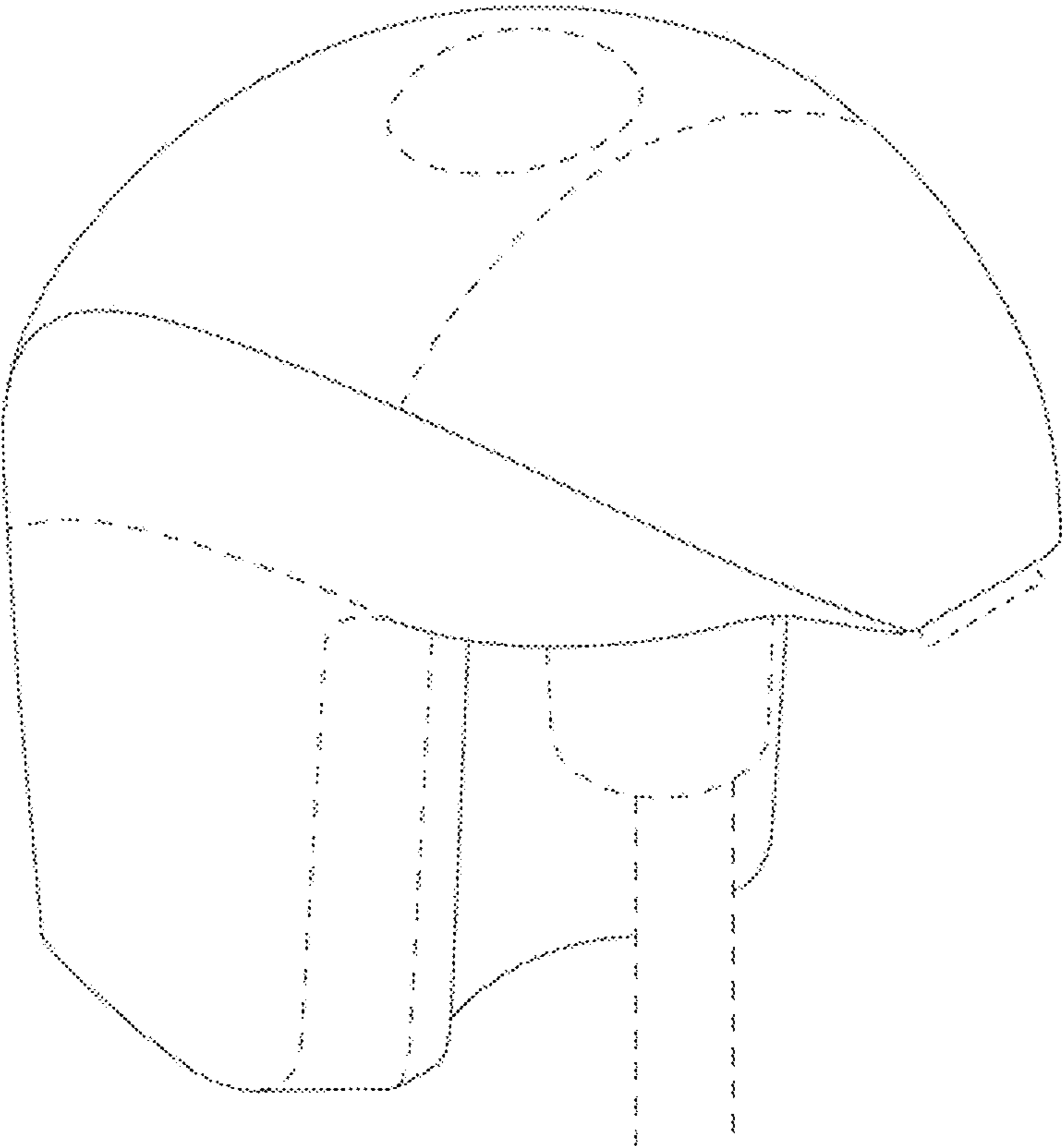


FIG. 1

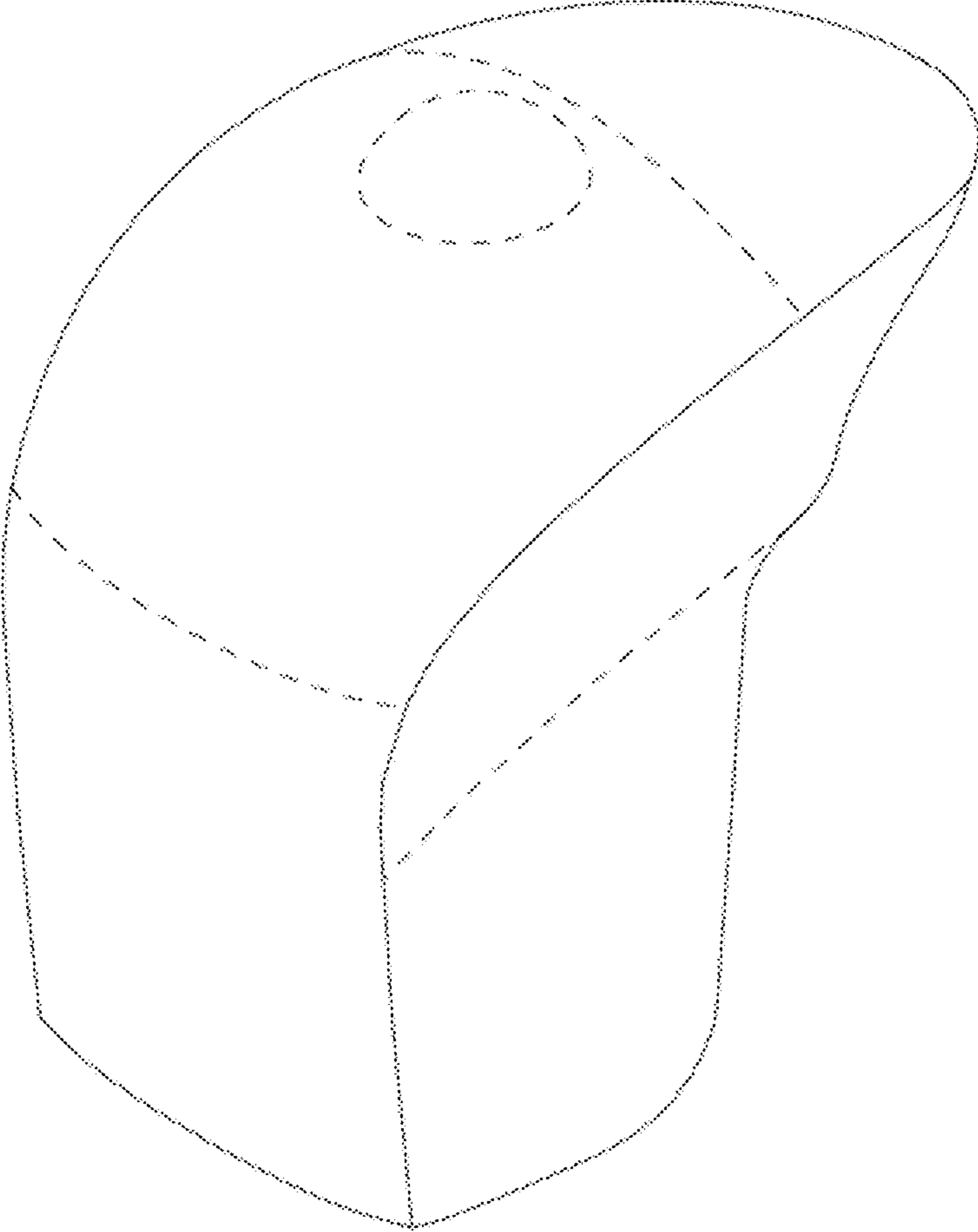


FIG. 2

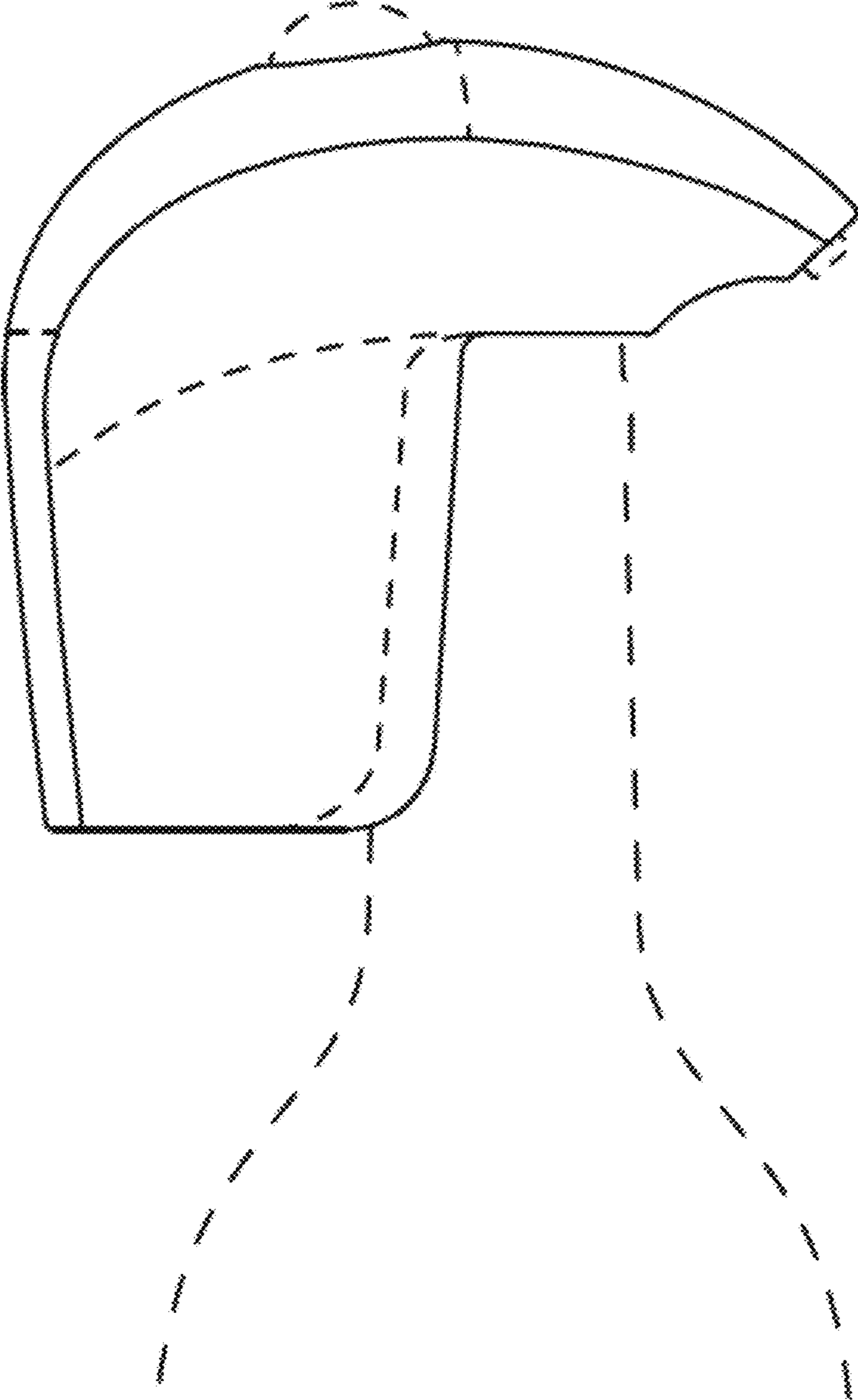


FIG. 3

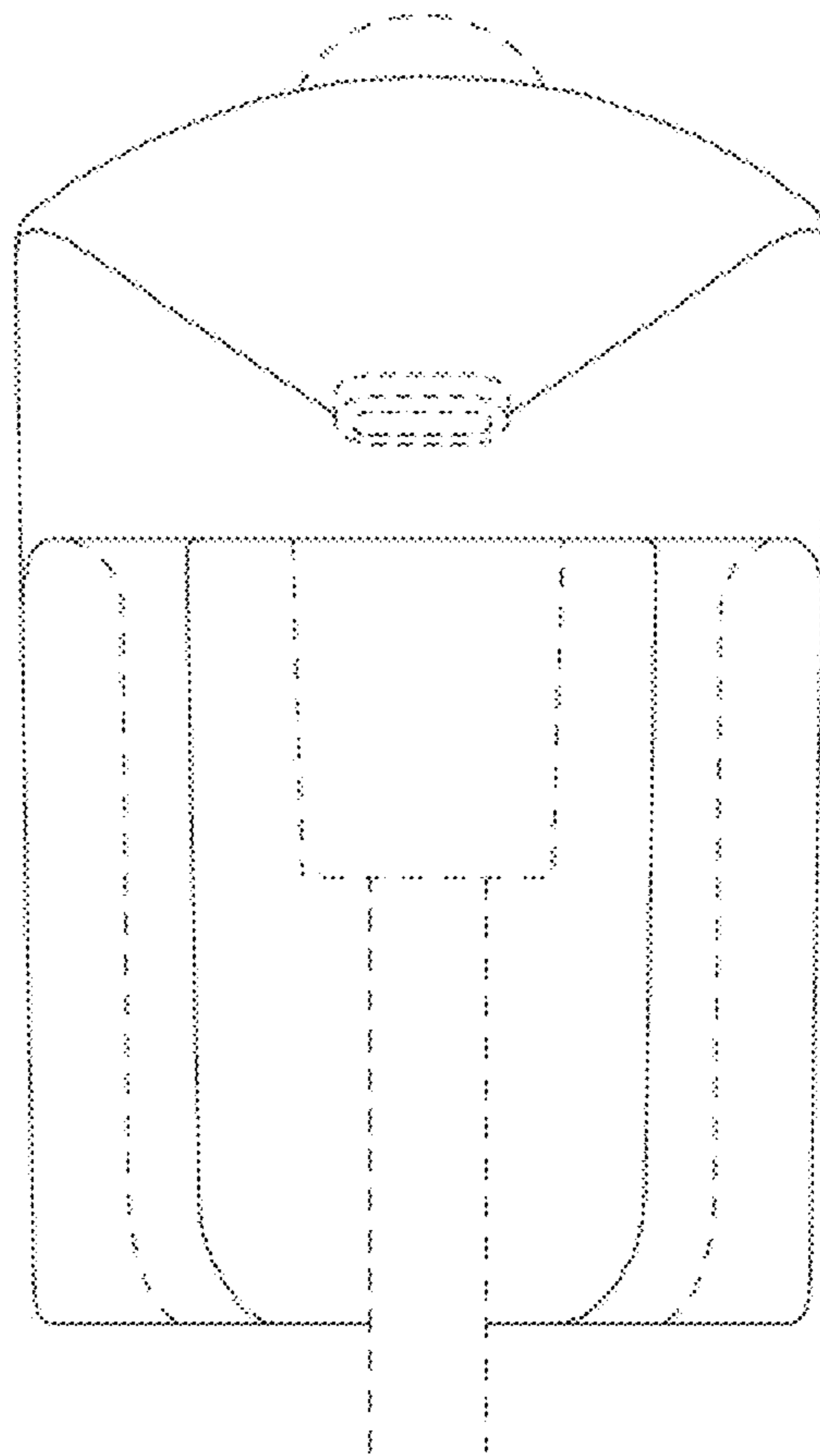


FIG. 4

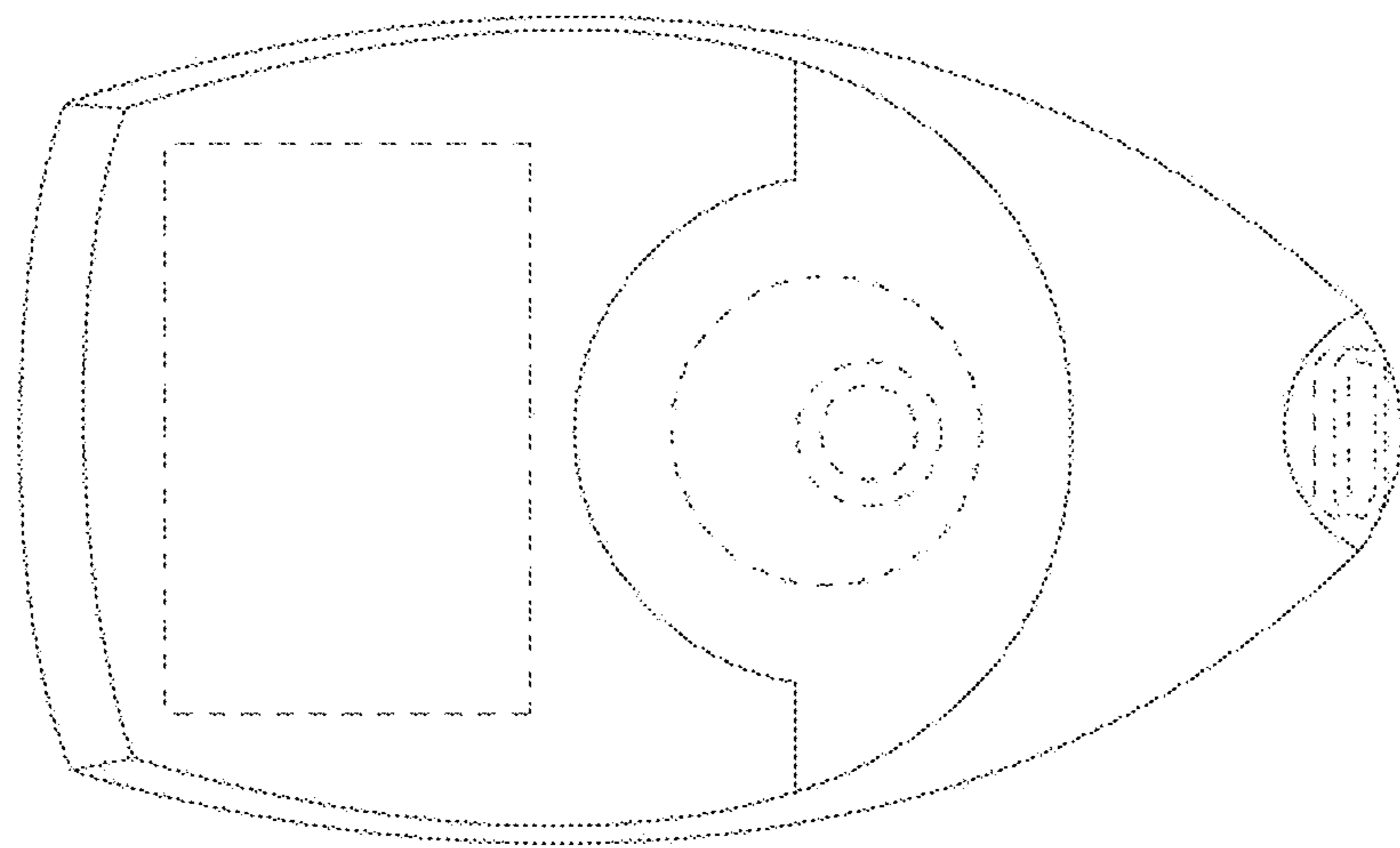


FIG. 5

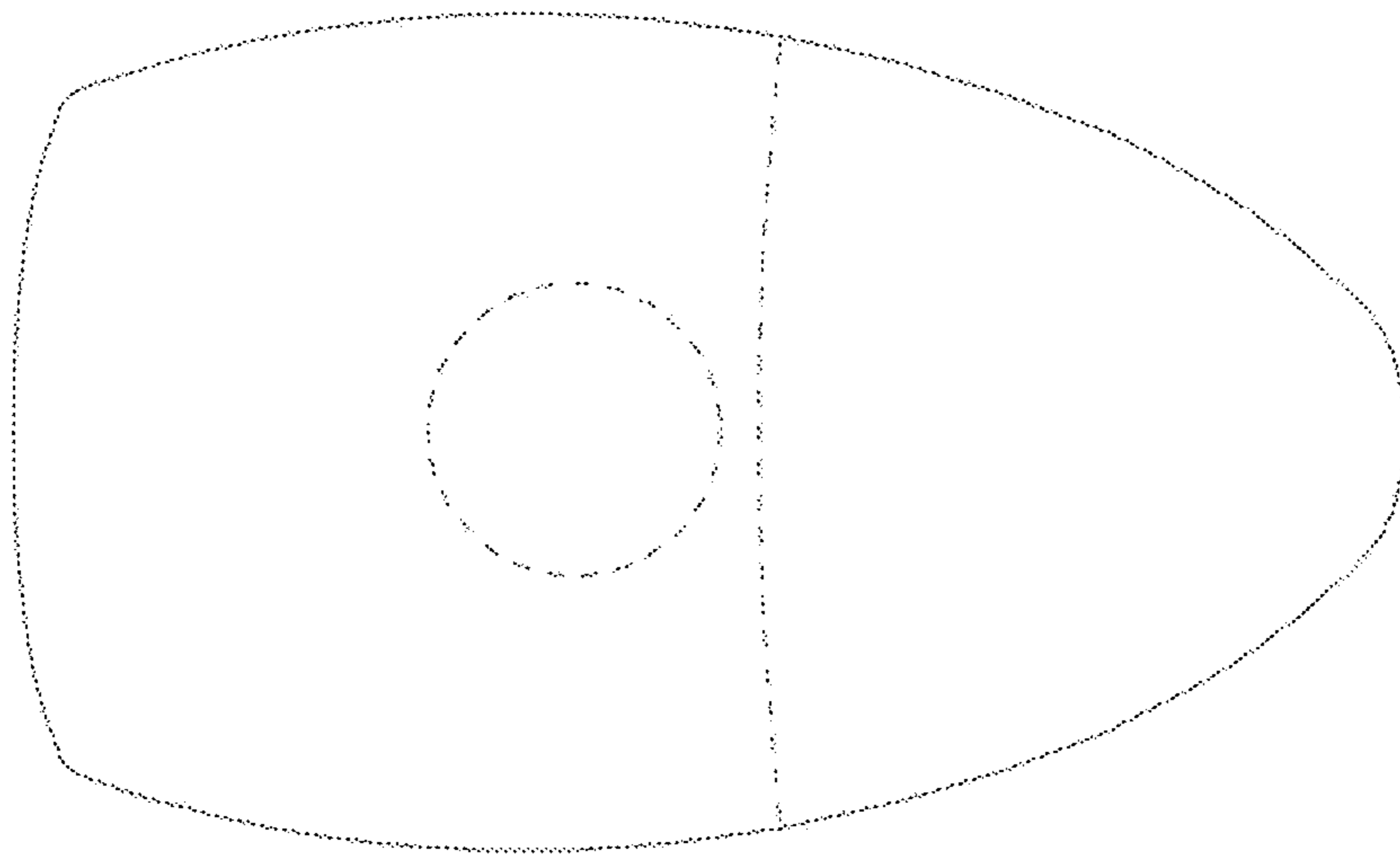


FIG. 6