



US00D945813S

(12) **United States Design Patent**
Zhaobo

(10) **Patent No.:** **US D945,813 S**
(45) **Date of Patent:** **** Mar. 15, 2022**

- (54) **BAKEWARE SET**
- (71) Applicant: **E. MISHAN & SONS, INC.**, New York, NY (US)
- (72) Inventor: **Zheng Zhaobo**, Zhejiang (CN)
- (73) Assignee: **E. Mishan & Sons, Inc.**, New York, NY (US)
- (**) Term: **15 Years**
- (21) Appl. No.: **29/740,917**
- (22) Filed: **Jul. 8, 2020**
- (51) **LOC (13) Cl.** **07-02**
- (52) **U.S. Cl.**
USPC **D7/357; D7/354**
- (58) **Field of Classification Search**
USPC D7/323, 352, 354-363, 408, 409, 543, D7/545, 549, 550.1, 553.1-553.8, D7/554.1-554.4, 555, 584, 586, 610; D9/430-433, 455-456, 737, 756-762
CPC A21B 3/00; A21B 3/13; A21B 3/15; A21B 3/134; A21B 3/135; A21B 3/139; A21B 5/00; A21B 5/02; A21C 15/00; A47G 23/04; A47J 27/04; A47J 36/022; A47J 36/025; A47J 36/027; A47J 37/00; A47J 37/01; A47J 37/04; A47J 37/041; A47J 37/0676; A47J 45/10; B65D 1/22; B65D 1/24; B65D 1/34; B65D 1/36; B65D 25/02; B65D 77/0433; B65D 81/343; B65D 85/36
See application file for complete search history.

(56) **References Cited**

U.S. PATENT DOCUMENTS

- 527,252 A * 10/1894 Stroud A47J 27/04
126/369
- 2,042,993 A 6/1936 Hopes
- 3,365,071 A * 1/1968 Ottinger A47J 27/04
211/153

- 3,484,035 A * 12/1969 Swett B65D 25/02
220/508
- 3,938,730 A * 2/1976 Detzel B65D 77/0433
229/120.01
- 5,546,851 A * 8/1996 Goto A47J 37/0676
99/446
- D380,347 S 7/1997 Norton
- D383,355 S 9/1997 Uter
- D396,999 S * 8/1998 Boothe D7/610
- D400,055 S * 10/1998 Mc Fadzean D7/610
- 5,912,033 A * 6/1999 Ferguson B65D 25/02
426/124
- D415,935 S 11/1999 Martinez
- D434,265 S 11/2000 Tatlow
- 6,415,945 B1 7/2002 Zank et al.
- D539,075 S 3/2007 Schuler

(Continued)

FOREIGN PATENT DOCUMENTS

EM 004036143-0003 6/2017

Primary Examiner — Ricky Pham

(74) *Attorney, Agent, or Firm* — Notaro, Michalos & Zaccaria P.C.

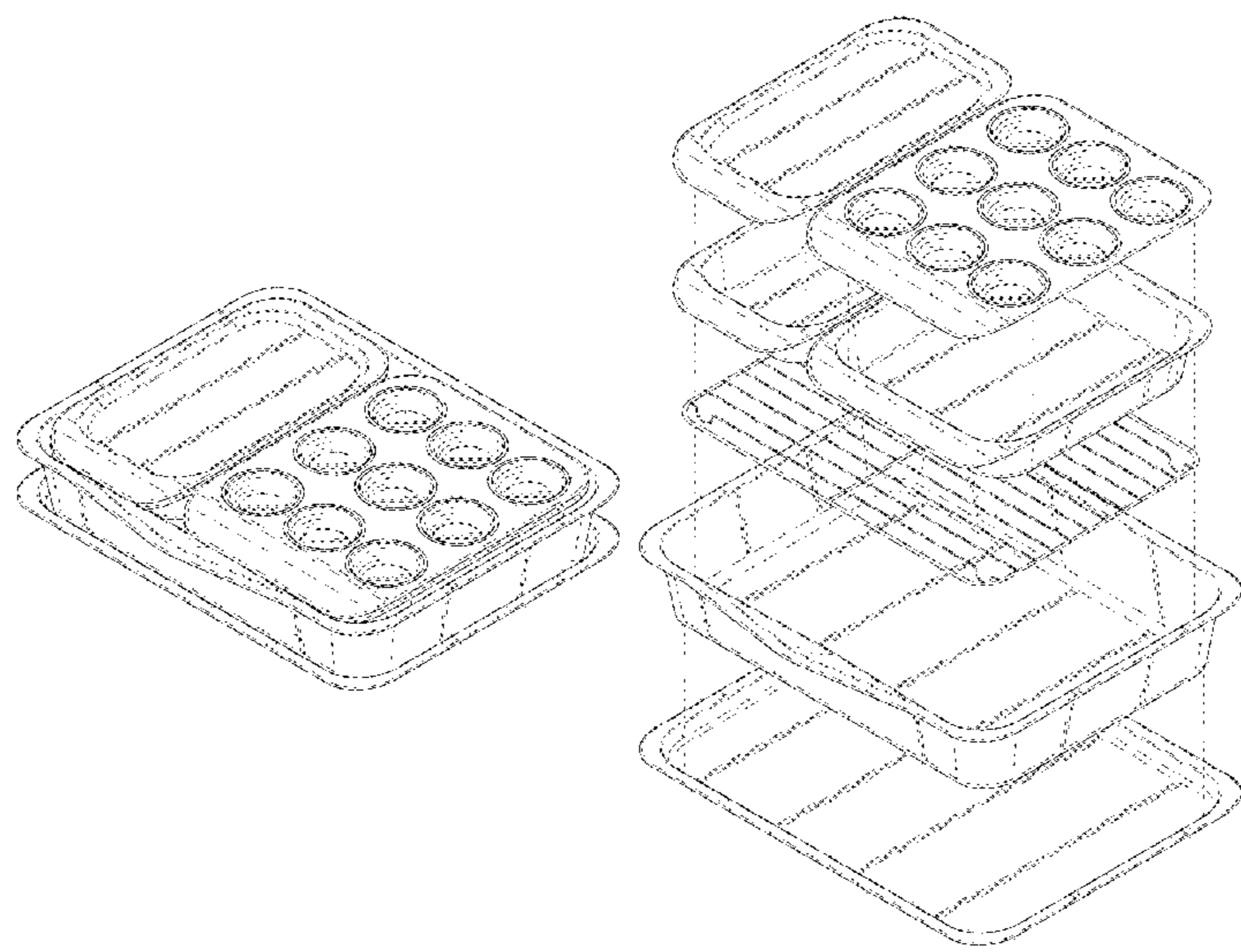
(57) **CLAIM**

The ornamental design for a bakeware set, as shown and described.

DESCRIPTION

FIG. 1 is a top, front, right, perspective view of a bakeware set showing my design therefor;
 FIG. 2 is a front, side elevational view thereof;
 FIG. 3 is a rear, side elevational view thereof;
 FIG. 4 is a right, side elevational view thereof;
 FIG. 5 is a left, side elevational view thereof;
 FIG. 6 is a top plan view thereof;
 FIG. 7 is a bottom plan view thereof; and,
 FIG. 8 is a top, front, right exploded view of FIG. 1.
 Any views not shown form no part of the claimed design.

1 Claim, 6 Drawing Sheets



(56)

References Cited

U.S. PATENT DOCUMENTS

D551,492	S	9/2007	Schuler	
D553,902	S *	10/2007	Barber	D7/357
D569,676	S	5/2008	Millsap et al.	
D578,811	S	10/2008	Gervasi	
D581,204	S	11/2008	Simon et al.	
D588,396	S	3/2009	Millsap et al.	
D588,859	S	3/2009	Simon et al.	
D599,611	S	9/2009	Hoekstra	
7,614,518	B2 *	11/2009	Barber	A21C 15/00 220/23.89
D609,961	S	2/2010	Bodum	
D635,820	S	4/2011	Molayem	
RE43,839	E	12/2012	Henry et al.	
9,033,181	B2	5/2015	Feriola et al.	
D754,466	S	4/2016	Stambolis	
D762,083	S	7/2016	Librus	
D764,855	S	8/2016	Stambolis	
9,510,699	B1 *	12/2016	Miller	A47G 23/04
D784,067	S	4/2017	Keating	
D786,008	S	5/2017	Librus	
D792,735	S	7/2017	Henry	
D815,882	S	4/2018	Mirchandani et al.	
D826,620	S	4/2018	Mirchandani et al.	
D838,536	S	1/2019	Wilkinson	
D859,060	S	9/2019	Mirchandani et al.	
2006/0266757	A1 *	11/2006	Camacho	A47J 37/01 220/574
2009/0200324	A1	8/2009	Geelen	
2009/0250473	A1	10/2009	Bois et al.	
2009/0302042	A1 *	12/2009	Henry	A21B 3/135 220/573.4
2013/0341335	A1	12/2013	Stabkhan et al.	

* cited by examiner



FIG. 1

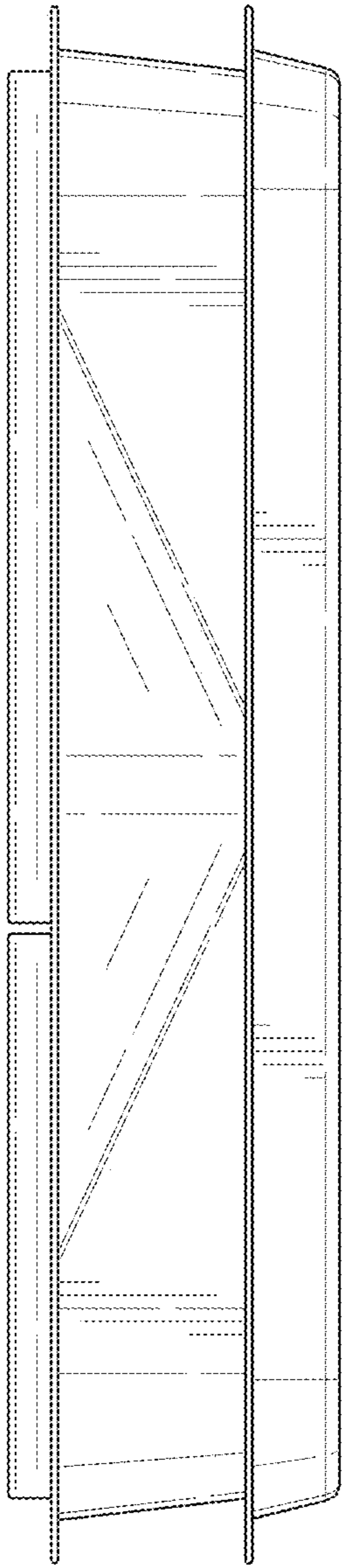


FIG. 2

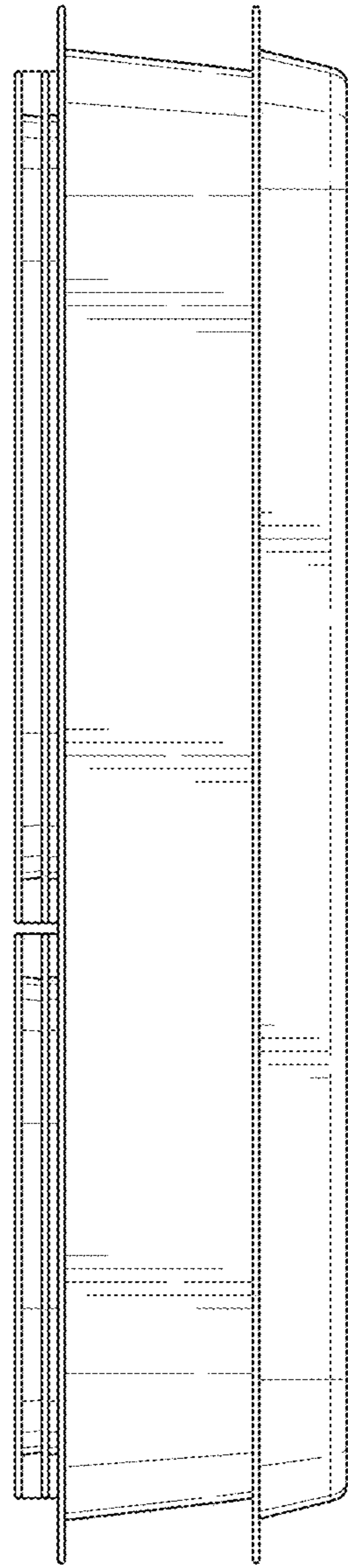


FIG. 3

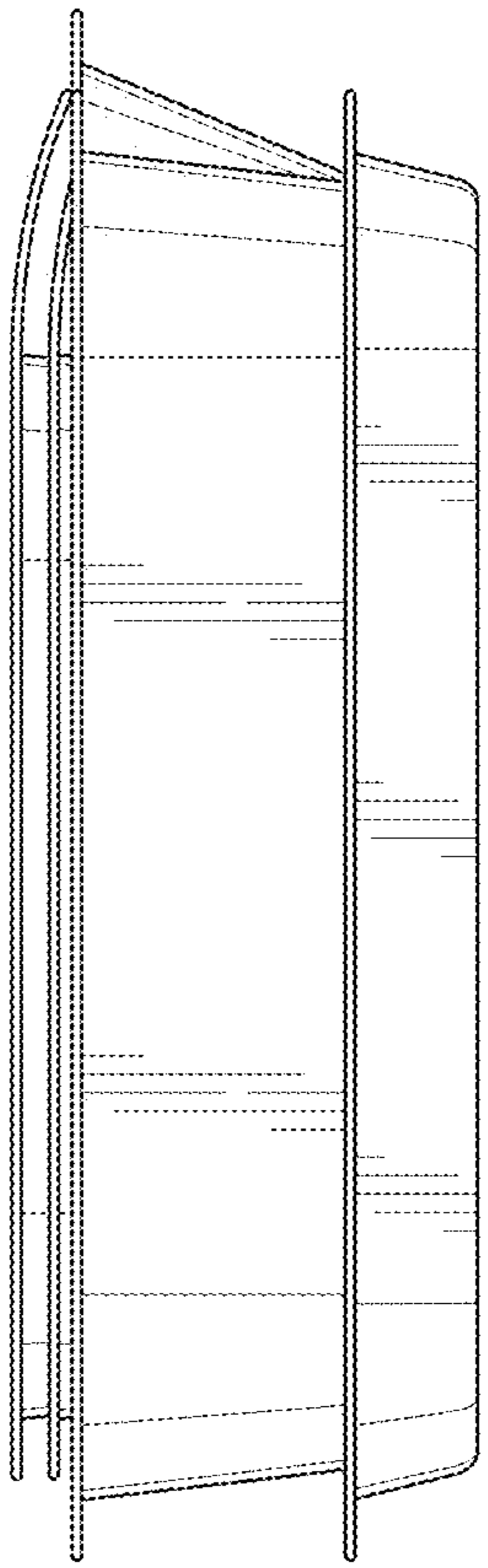


FIG. 4

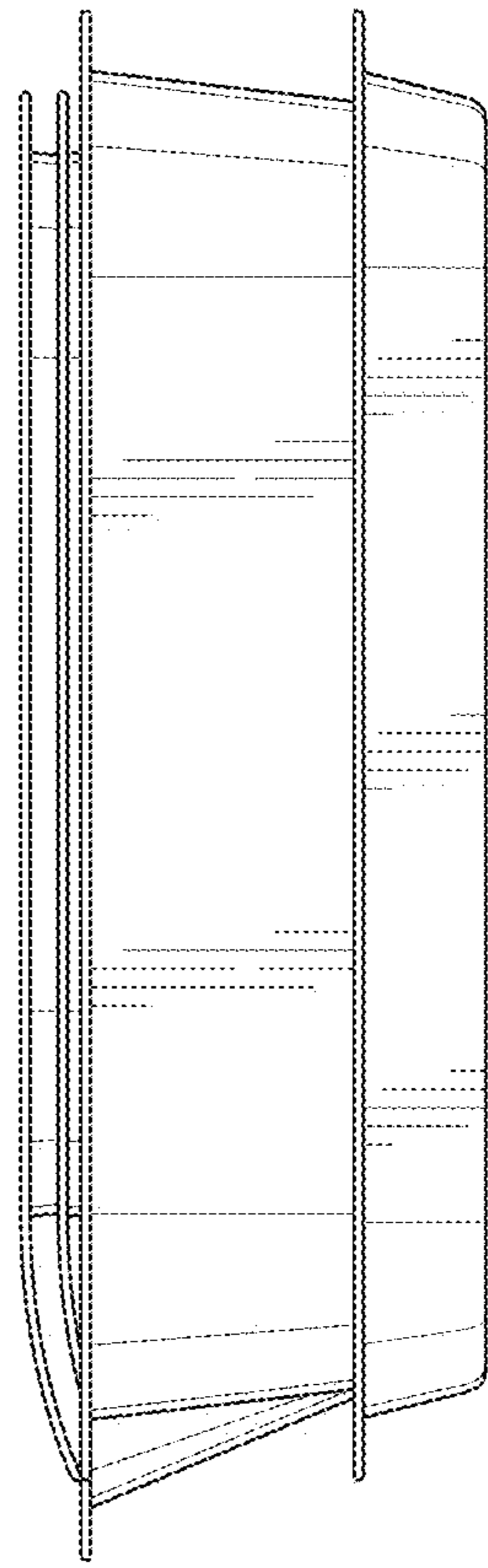


FIG. 5

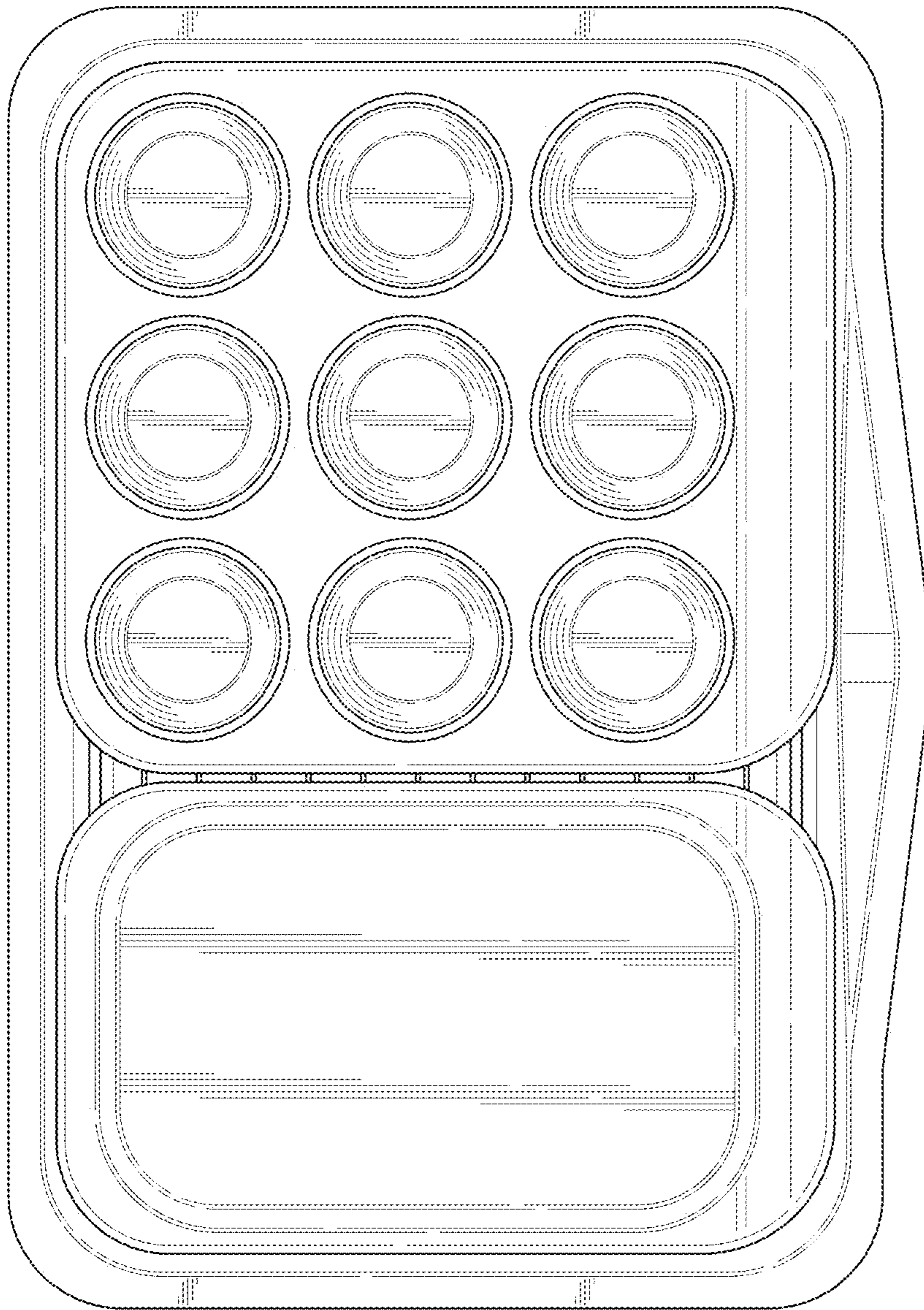


FIG. 6




FIG. 7

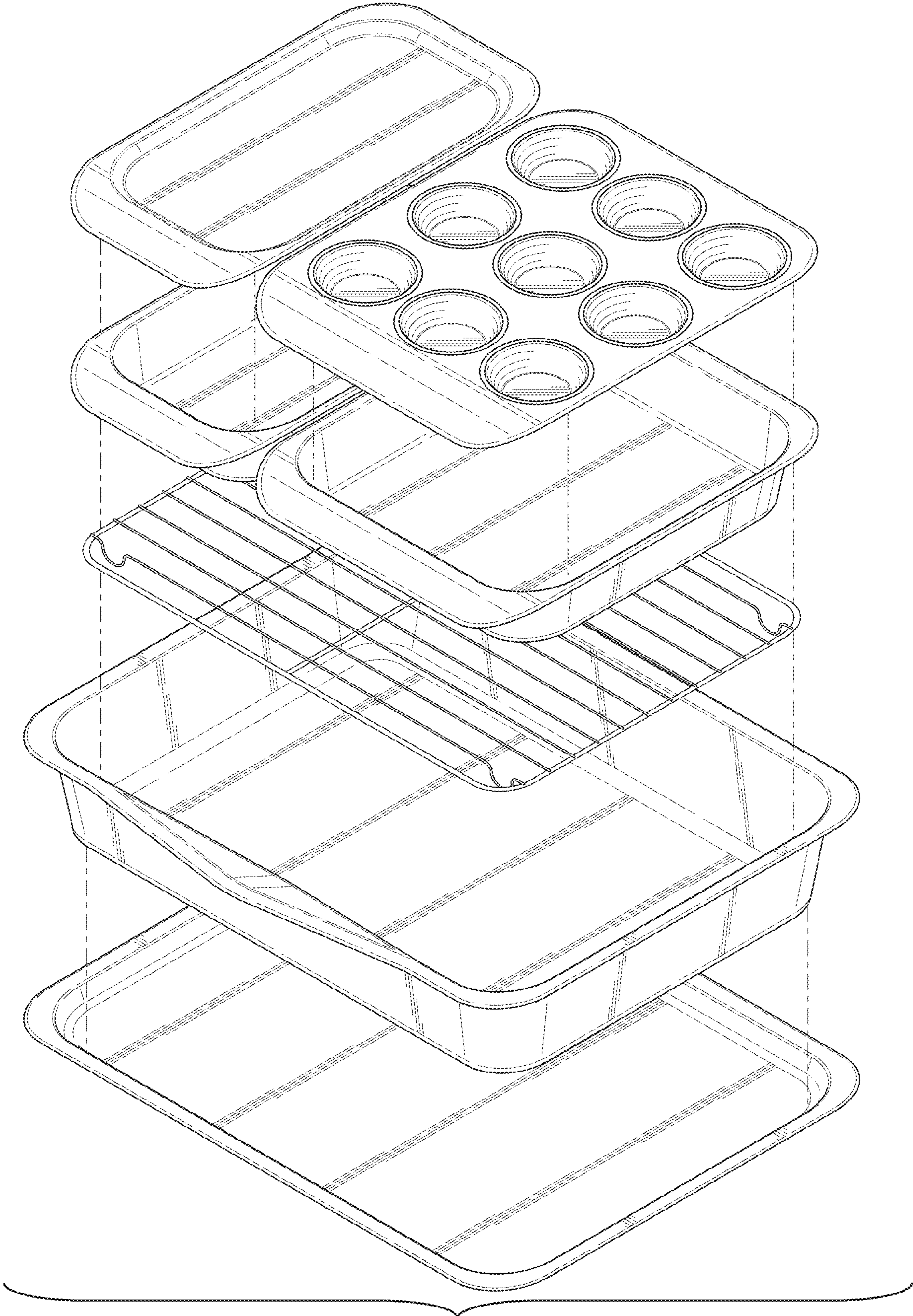


FIG. 8