



US00D945795S

(12) **United States Design Patent**
Koerth

(10) **Patent No.:** **US D945,795 S**

(45) **Date of Patent:** **** Mar. 15, 2022**

- (54) **TABLE TOP STICKER**
- (71) Applicant: **Lacks Enterprises, Inc.**, Grand Rapids, MI (US)
- (72) Inventor: **Aaron Koerth**, Hudsonville, MI (US)
- (73) Assignee: **Lacks Enterprises, Inc.**, Grand Rapids, MI (US)
- (**) Term: **15 Years**
- (21) Appl. No.: **29/721,077**
- (22) Filed: **Jan. 17, 2020**
- (51) **LOC (13) Cl.** **06-13**
- (52) **U.S. Cl.**
USPC **D6/610; D5/1; D5/63**
- (58) **Field of Classification Search**
USPC D5/1, 7, 27, 43, 44, 47, 51, 54, 56, 58, D5/60, 62, 65, 99; D6/592, 602, 608, D6/610, 613, 621, 622; D19/1, 5; D20/25, 28, 31; D21/333; D25/138, D25/149, 151; D32/40
CPC B44F 3/00; B44F 7/00; D02G 3/22; D03D 3/00; D03D 9/00; D06N 7/00; D21H 5/02
See application file for complete search history.

- D384,854 S * 10/1997 Olender A47G 11/003 D6/608
- D420,394 S * 2/2000 Milroy D20/28
- D426,267 S * 6/2000 Bush D20/28
- 6,155,445 A * 12/2000 Weder B65B 67/08 220/62.14
- D440,455 S * 4/2001 Dreitz D6/597
- D447,346 S * 9/2001 Abbosh D5/99
- 6,349,462 B1 * 2/2002 Weder A01G 5/04 29/469.5
- D506,344 S * 6/2005 Graus D6/608
- D547,066 S * 7/2007 Brown D6/617
- D559,026 S * 1/2008 Perry-Coleman D6/592
- D596,240 S * 7/2009 Muniz D20/28
- D602,532 S * 10/2009 Tegtmeier D20/10
- D609,511 S * 2/2010 Ladner D6/707.2
- D642,407 S * 8/2011 Pirkl D6/707.2
- D651,028 S * 12/2011 Grimaldi D6/707.2
- D658,451 S * 5/2012 Jost D7/624.1
- D659,766 S * 5/2012 Fuchs D21/337
- D706,499 S * 6/2014 Shin D30/158
- D708,462 S * 7/2014 Nye D6/707.2
- D756,033 S * 5/2016 Gordon D28/7

(Continued)

Primary Examiner — Karen S Acker

(74) *Attorney, Agent, or Firm* — Dickinson Wright PLLC

(57) **CLAIM**

The ornamental design for a table top sticker, as shown and described.

DESCRIPTION

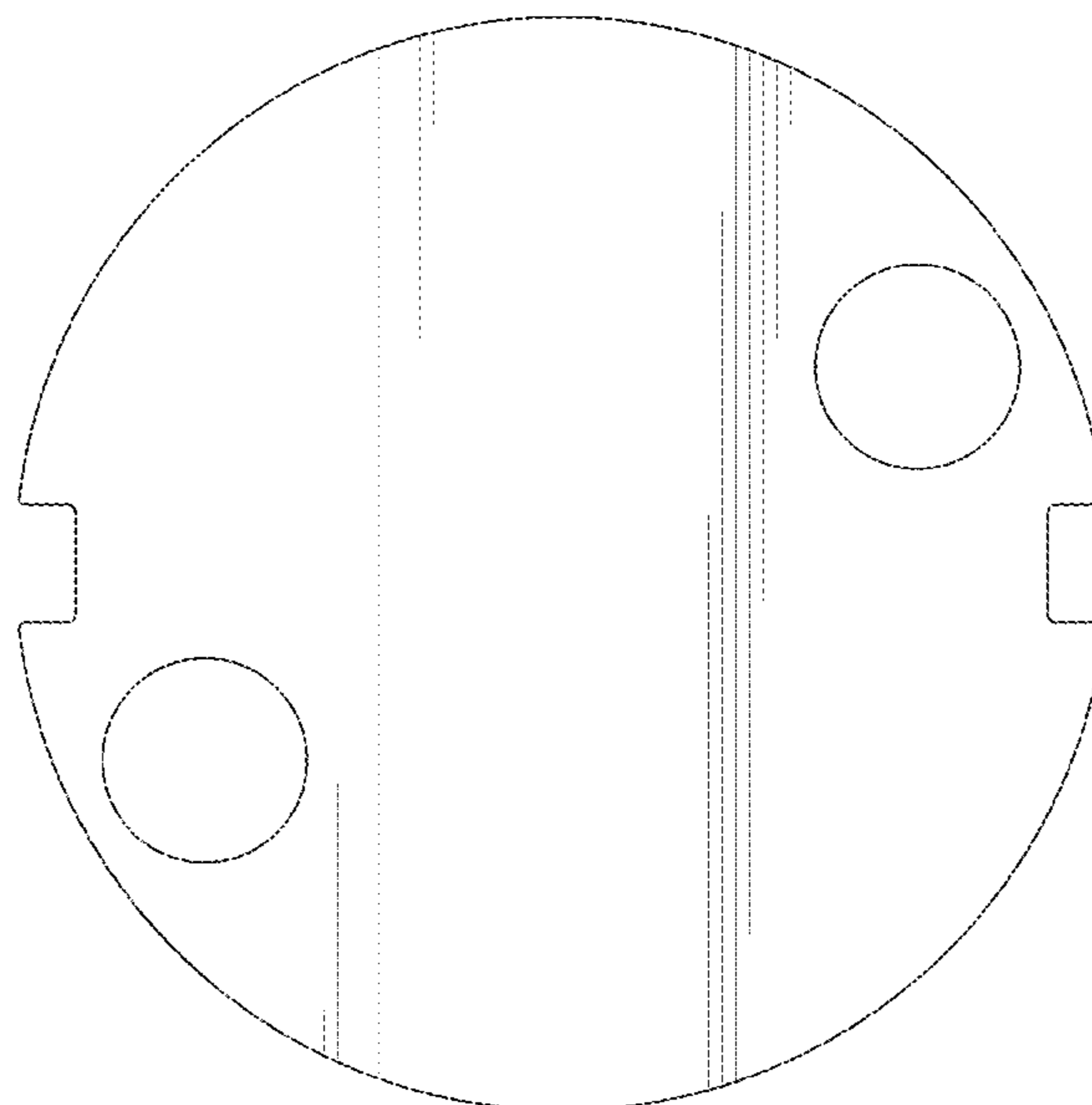
FIG. 1 is a top perspective view of the table top sticker, showing our new design;
FIG. 2 is a top view of the table top sticker;
FIG. 3 is a front view of the table top sticker;
FIG. 4 is a rear view of the table top sticker;
FIG. 5 is a right side view of the table top sticker;
FIG. 6 is a left side view of the table top sticker; and,
FIG. 7 is a bottom view of the table top sticker.

1 Claim, 4 Drawing Sheets

(56) **References Cited**

U.S. PATENT DOCUMENTS

- 2,903,782 A * 9/1959 Cowley B23D 61/025 83/676
- 4,328,271 A * 5/1982 Rountree A47G 11/003 156/70
- D279,444 S * 7/1985 McDonald D6/692.3
- 4,794,029 A * 12/1988 Tennant A45C 3/10 190/1
- 5,471,970 A * 12/1995 Sakarcian B24D 5/123 125/15
- 5,501,360 A * 3/1996 Weder A01G 5/04 220/485



(56)

References Cited

U.S. PATENT DOCUMENTS

9,390,955 B2 * 7/2016 Takagaki C04B 35/115
D812,235 S * 3/2018 Broyles D24/189
D844,272 S * 3/2019 Anderson D32/40
D849,422 S * 5/2019 Tai D5/99
D854,867 S 7/2019 Koerth
D871,811 S * 1/2020 Xu D6/692.3
D873,517 S * 1/2020 Zu D32/40
D905,552 S * 12/2020 Milbrandt D9/443
D906,010 S * 12/2020 Wendling D6/587
D921,070 S * 6/2021 Baker D15/126
2010/0175593 A1 * 7/2010 Davis A47B 13/086
108/25
2010/0209662 A1 * 8/2010 Slade A47G 23/02
428/131
2011/0083588 A1 * 4/2011 Davis A47B 13/086
108/42

* cited by examiner

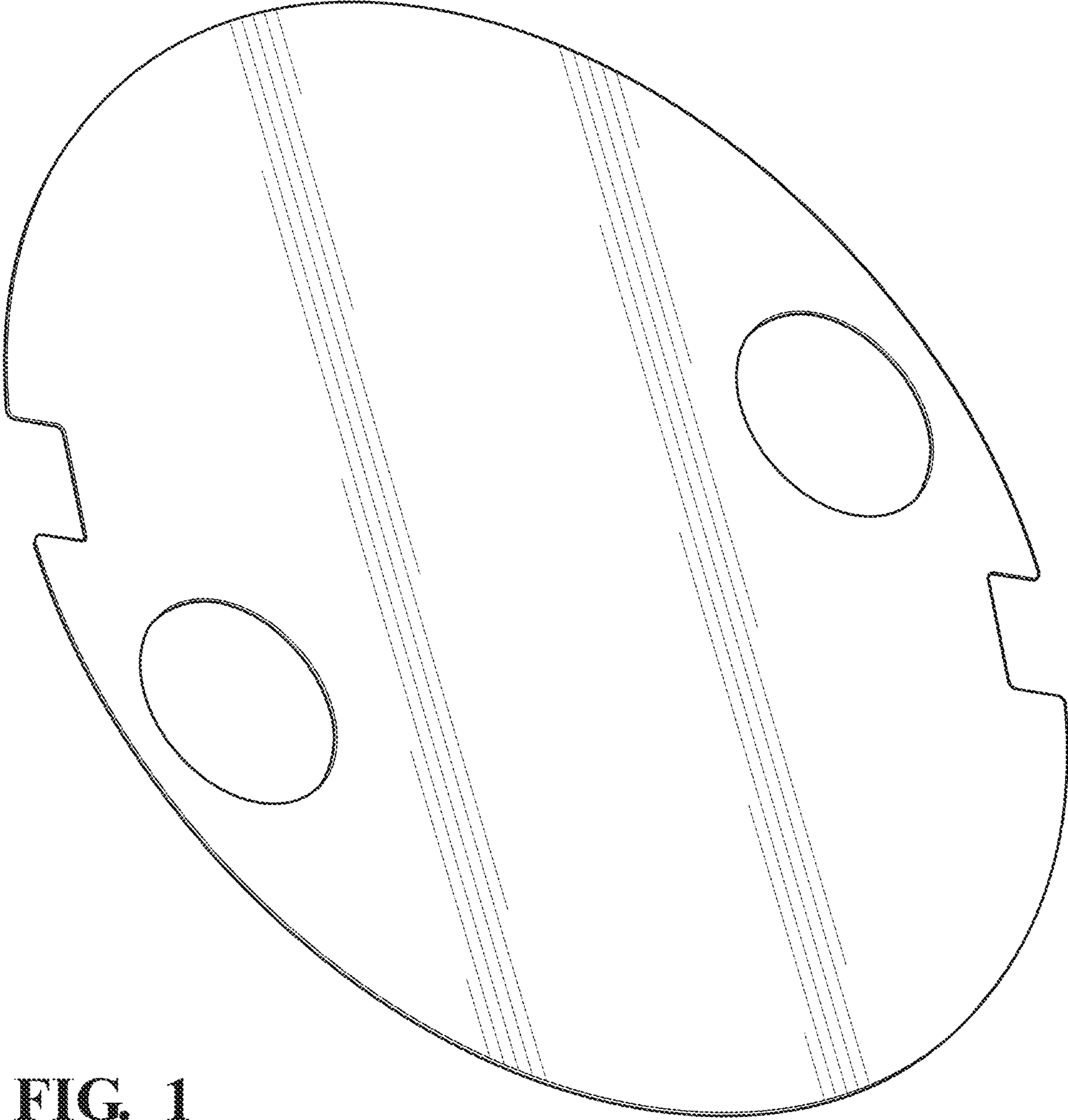


FIG. 1

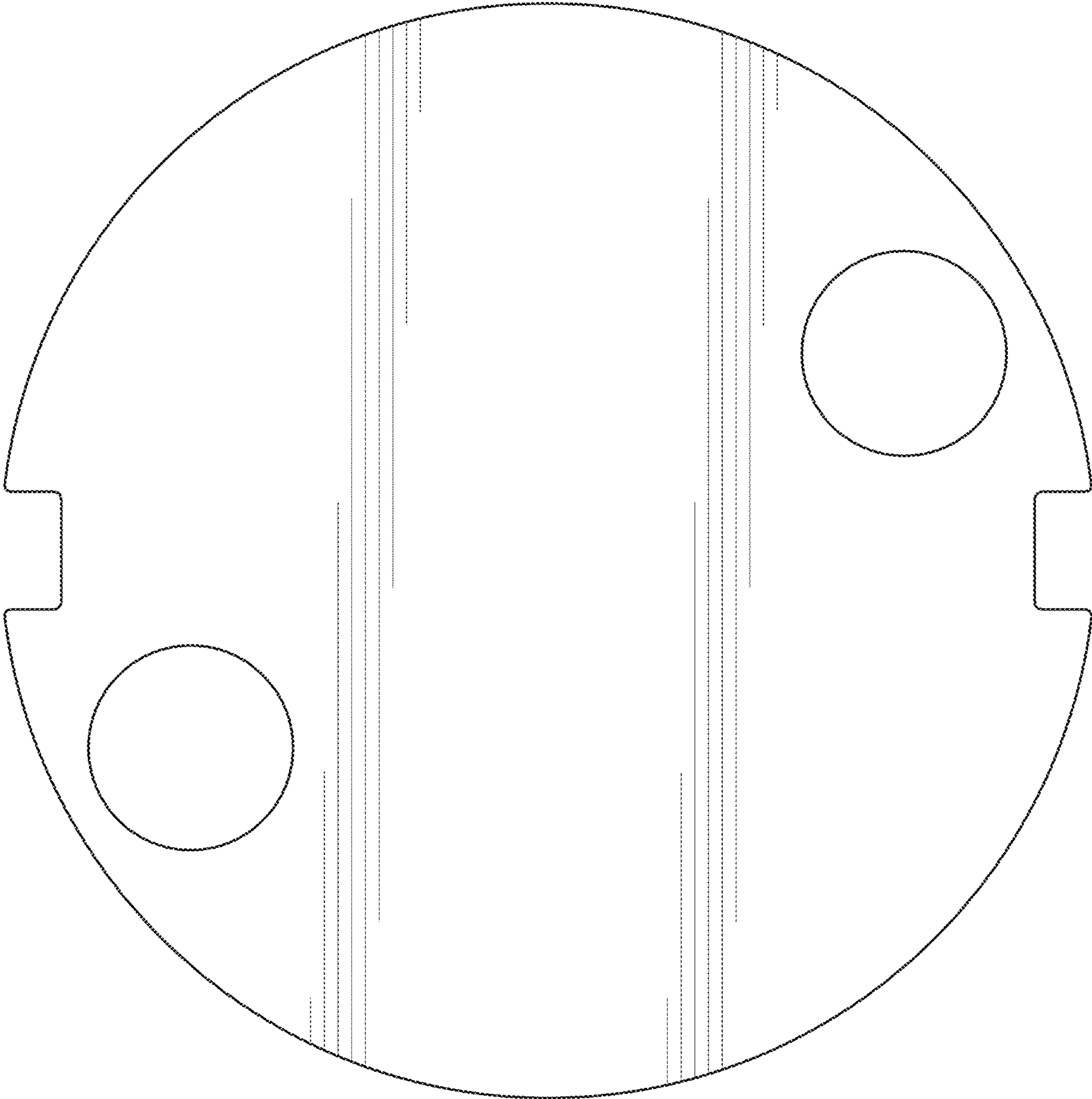


FIG. 2

FIG. 3

FIG. 4

FIG. 5

FIG. 6

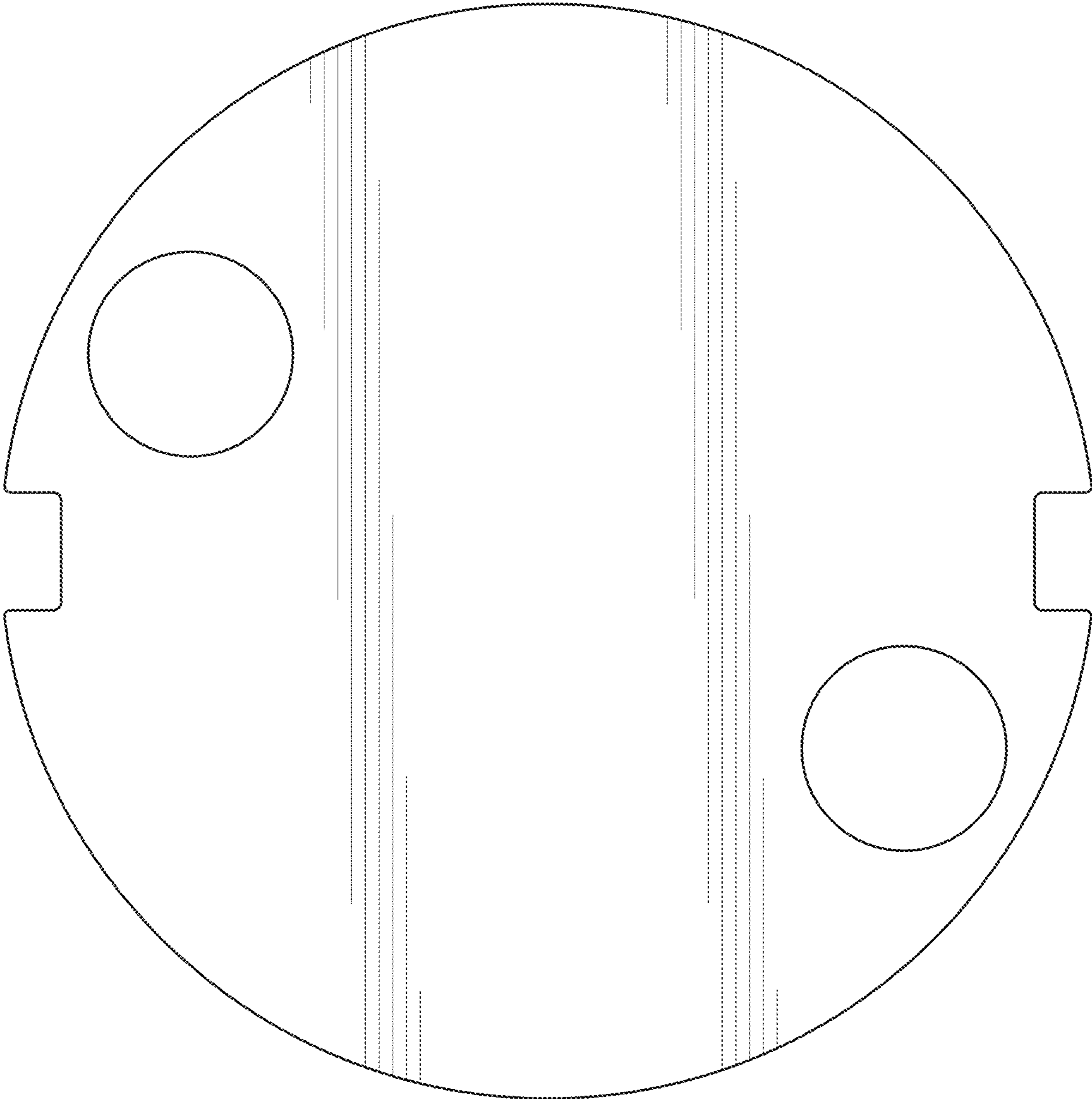


FIG. 7