

US00D945793S

(12) **United States Design Patent**  
**Cai**

(10) **Patent No.:** **US D945,793 S**  
(45) **Date of Patent:** **\*\* Mar. 15, 2022**

- (54) **BATH MAT**
- (71) Applicant: **FOSHAN SHUNDE YIDE PLASTICS CO., LTD.**, Foshan (CN)
- (72) Inventor: **Qixuan Cai**, Foshan (CN)
- (73) Assignee: **FOSHAN SHUNDE YIDE PLASTICS CO., LTD.**
- (\*\*) Term: **15 Years**
- (21) Appl. No.: **29/723,859**
- (22) Filed: **Feb. 11, 2020**
- (51) **LOC (13) Cl.** ..... **06-11**
- (52) **U.S. Cl.**  
USPC ..... **D6/586**
- (58) **Field of Classification Search**  
USPC ..... D6/582-585, 588, 592; D12/203; D24/212; D32/57  
CPC ..... A47G 27/0206; A47G 27/0212; A47G 27/0218; A47G 27/0225; A47G 27/0237; A47G 9/062; A47K 3/002; A47K 7/026; A47L 23/26; A47L 23/266; A63B 21/4037; A63B 6/00  
See application file for complete search history.

- (56) **References Cited**  
U.S. PATENT DOCUMENTS  
835,274 A \* 11/1906 Burns ..... A47L 23/24 15/215  
2,169,902 A \* 8/1939 Ransom ..... A47K 3/002 4/583  
2,322,147 A \* 6/1943 Landauer ..... A47K 3/12 4/574.1  
2,525,277 A \* 10/1950 Thompson, Sr. .. A47G 27/0212 160/231.2

- 3,416,178 A \* 12/1968 James ..... A61H 35/006 15/104.92
- 3,808,628 A \* 5/1974 Betts ..... A47L 23/26 15/215
- D268,308 S \* 3/1983 Milani ..... A47L 23/26 D23/304
- RE32,061 E \* 1/1986 Ellingson, Jr. .... A47L 23/26 425/52
- 5,486,392 A \* 1/1996 Green ..... A47L 23/26 15/215
- 5,529,825 A \* 6/1996 Sutherland ..... A47L 23/26 428/88
- D378,645 S \* 4/1997 Reardon ..... D6/582
- D909,091 S \* 2/2021 Chen ..... A47K 3/002 D6/584
- D936,319 S \* 11/2021 Khan ..... D32/57
- 2019/0000253 A1 \* 1/2019 Chen ..... A47G 27/0218

\* cited by examiner

*Primary Examiner* — Kevin K Rudzinski  
*Assistant Examiner* — Clare Ann Gannon


(57) **CLAIM**

The ornamental design for a bath mat, as shown and described.

**DESCRIPTION**

FIG. 1 is a front view of a bath mat, showing my new design; FIG. 2 is a back view thereof; FIG. 3 is a left side view thereof; FIG. 4 is a right side view thereof; FIG. 5 is a top view thereof; FIG. 6 is a bottom view thereof; FIG. 7 is a perspective view thereof; and, FIG. 8 is another perspective view thereof, showing the bottom of the design.

**1 Claim, 8 Drawing Sheets**








FIG. 1






FIG. 2

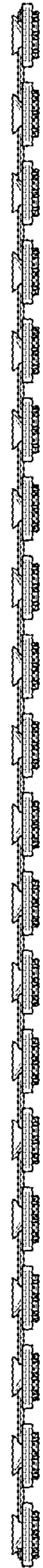


FIG. 3



FIG. 4

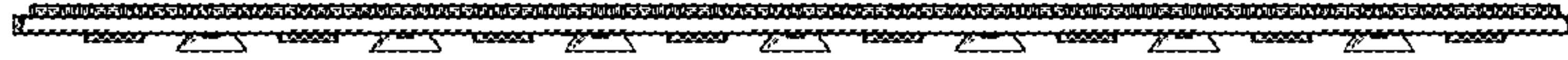


FIG. 5



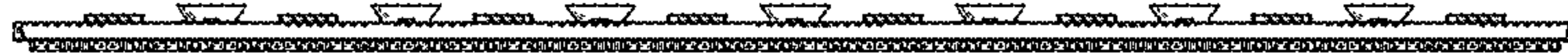


FIG. 6




FIG. 7






FIG. 8