



US00D945776S

(12) **United States Design Patent** (10) **Patent No.:** **US D945,776 S**
Albay et al. (45) **Date of Patent:** **** Mar. 15, 2022**

(54) **ELECTRIC TOOTHBRUSH**
(71) Applicant: **Braun GmbH**, Kronberg (DE)
(72) Inventors: **Devran Albay**, Frankfurt (DE); **Moritz Carlo Honisch**, Frankfurt (DE); **Dominik Langhammer**, Frankfurt (DE); **Rüdiger Boss**, Frankfurt (DE); **Fritz Schubert**, Bad Camberg (DE)
(73) Assignee: **Braun GmbH**, Kronberg (DE)

D437,688 S 2/2001 Castillo et al.
D443,985 S 6/2001 Beals et al.
6,553,604 B1 4/2003 Braun et al.
6,564,416 B1 5/2003 Claire et al.
D530,923 S 10/2006 Kling et al.
D580,173 S 11/2008 Beedham
D616,206 S 5/2010 Junting
D696,517 S 12/2013 Gebski
RE44,819 E 4/2014 Braun et al.
D717,547 S 11/2014 Adriaenssen et al.
D719,737 S 12/2014 Adriaenssen et al.
(Continued)

(**) Term: **15 Years**

FOREIGN PATENT DOCUMENTS

(21) Appl. No.: **29/774,463**

WO D072551-001 10/2010
WO D098680-002 6/2018

(22) Filed: **Mar. 17, 2021**

OTHER PUBLICATIONS

Related U.S. Application Data

All Office Actions, U.S. Appl. No. 29/695,007.

(62) Division of application No. 29/695,007, filed on Jun. 14, 2019, now Pat. No. Des. 916,466.

(Continued)

(30) **Foreign Application Priority Data**

Primary Examiner — Karen E Eldridge Powers
(74) *Attorney, Agent, or Firm* — Vladimir Vitenberg

Dec. 14, 2018 (WO) 970003915

(51) **LOC (13) Cl.** **28-03**

(52) **U.S. Cl.**
USPC **D4/101**

(58) **Field of Classification Search**
USPC D4/100, 101, 102, 104, 105, 106, 107, D4/108, 109, 110, 111, 112, 113, 114, D4/115, 116, 119, 130, 132, 133, 134, D4/136, 137, 138, 199
CPC ... A46B 2200/1066; A46B 5/02; A61C 17/16; A61C 17/22

See application file for complete search history.

(56) **References Cited**

U.S. PATENT DOCUMENTS

5,802,656 A 9/1998 Dawson et al.
D424,808 S 5/2000 Beals et al.

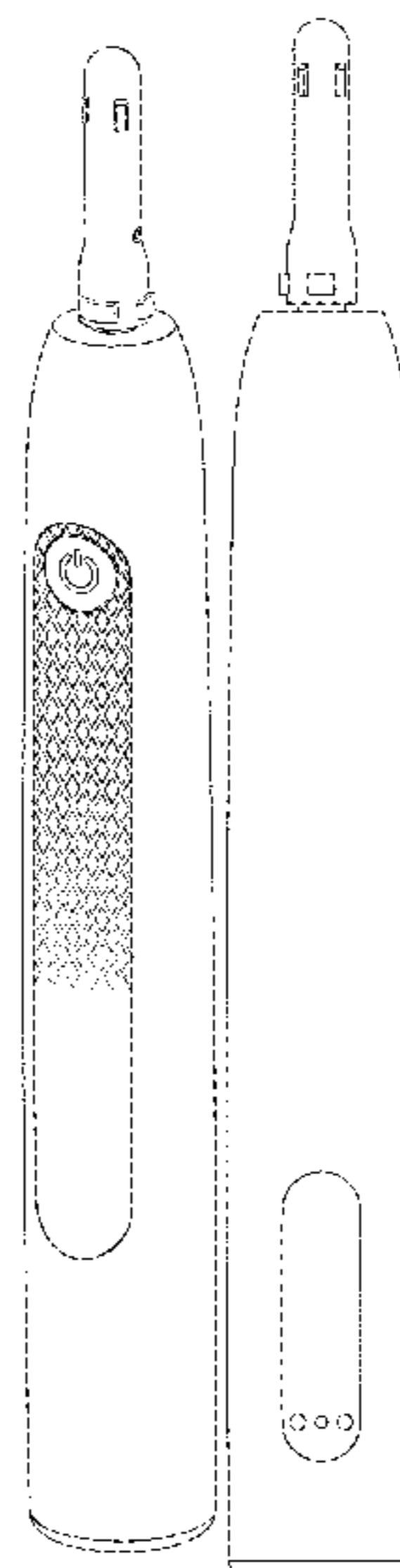
(57) **CLAIM**

The ornamental design for an electric toothbrush, as shown and described.

DESCRIPTION

FIG. 1 is a perspective view of an electric toothbrush; FIG. 2 is a front elevation view thereof; FIG. 3 is a right side elevation view thereof; FIG. 4 is a rear elevation view thereof; FIG. 5 is a left side elevation view thereof; FIG. 6 is a top plan view thereof; and, FIG. 7 is a bottom plan view thereof.
Broken lines are used in the drawings to designate environmental structures or parts of an electric toothbrush that form no part of the claim.

1 Claim, 3 Drawing Sheets



(56)

References Cited

U.S. PATENT DOCUMENTS

D749,851 S 2/2016 Watkins
D758,743 S 6/2016 Cessot
D765,417 S 9/2016 Xi et al.
D780,459 S 3/2017 Xi et al.
D782,824 S 4/2017 Xi et al.
D789,694 S 6/2017 Xi et al.
9,723,912 B2 8/2017 Chun et al.
D840,696 S 2/2019 Chen
D844,995 S 4/2019 Wong et al.
D844,997 S 4/2019 Au et al.
D845,636 S 4/2019 Porter et al.
D874,830 S 2/2020 Choi et al.
D881,584 S 4/2020 Porter et al.
D911,713 S * 3/2021 Okai D4/101
D911,714 S * 3/2021 Okai D4/101
D916,466 S 4/2021 Albay et al.
D922,074 S * 6/2021 Okai D4/101
D929,130 S * 8/2021 Okai D4/101
D932,777 S * 10/2021 Albay D4/101
2012/0167319 A1 7/2012 Quigley et al.

OTHER PUBLICATIONS

U.S. Appl. No. 29/774,465, filed Mar. 17, 2021 Devran Albay et al.
U.S. Appl. No. 29/774,466, filed Mar. 17, 2021 Devran Albay et al.

* cited by examiner

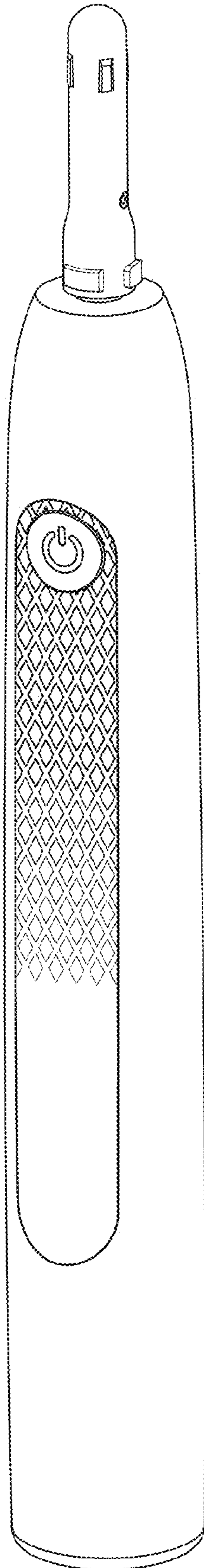


FIG. 1

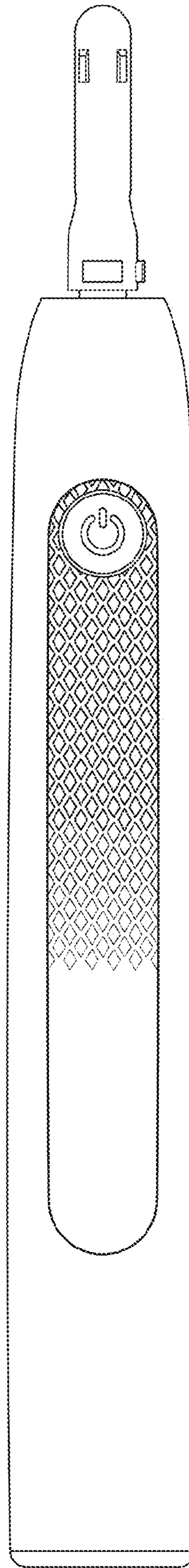


FIG. 2




FIG. 3




FIG. 4




FIG. 5

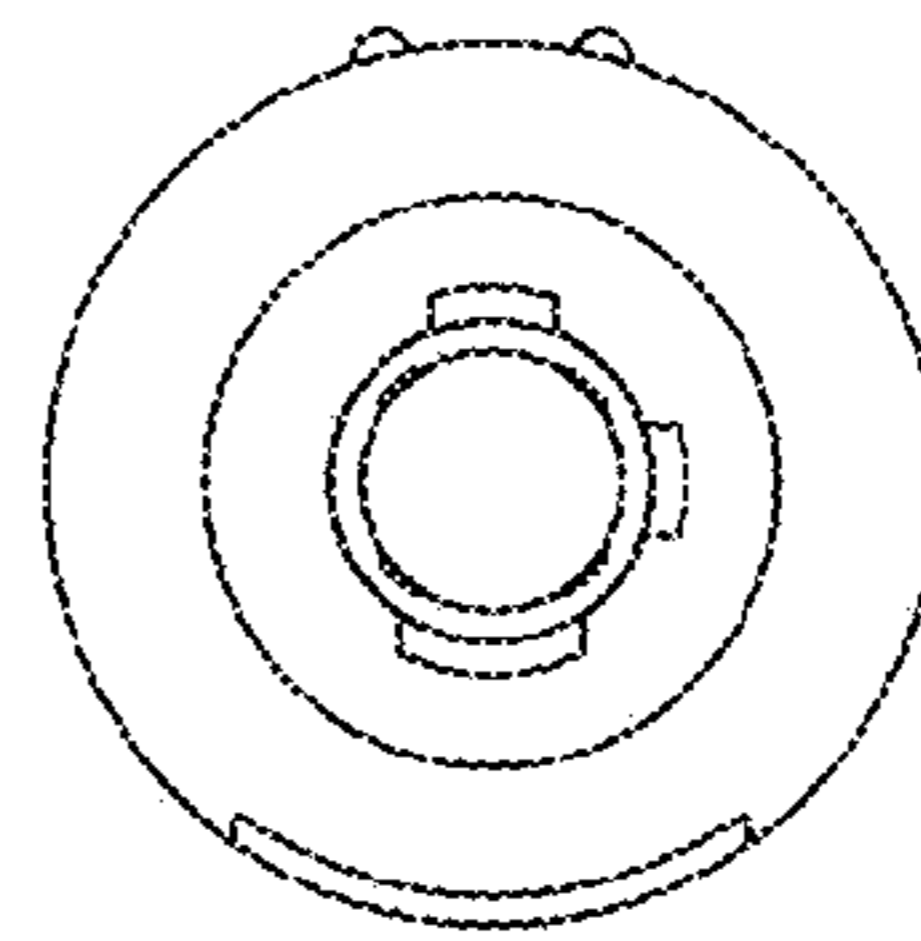


FIG. 6

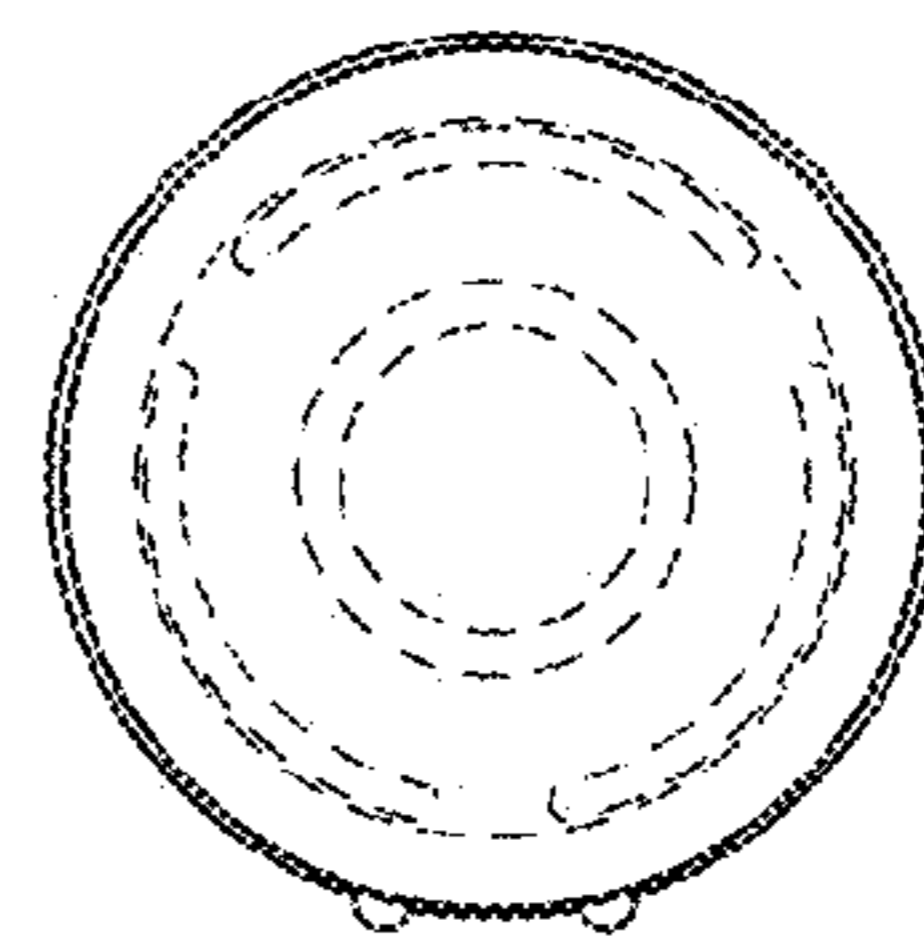


FIG. 7