



US00D945740S

(12) **United States Design Patent**
Szilagyi et al.

(10) **Patent No.:** **US D945,740 S**
(45) **Date of Patent:** **** Mar. 15, 2022**

- (54) **APPAREL**
- (71) Applicant: **adidas AG**, Herzogenaurach (DE)
- (72) Inventors: **Dora Szilagyi**, Brooklyn, NY (US);
Isabel Hall, Brooklyn, NY (US);
Alexander T. Dichiaro, East
Greenwich, RI (US)
- (73) Assignee: **adidas AG**, Herzogenaurach (DE)
- (**) Term: **15 Years**
- (21) Appl. No.: **29/714,450**
- (22) Filed: **Nov. 22, 2019**
- (51) **LOC (13) Cl.** **24-04**
- (52) **U.S. Cl.**
USPC **D2/711**
- (58) **Field of Classification Search**
USPC D2/700, 701, 705-711, 624
CPC A41C 3/00; A41C 3/04; A41C 3/06; A41C
3/065; A41C 3/144; A41C 3/10
See application file for complete search history.

(56) **References Cited**

U.S. PATENT DOCUMENTS

D383,591 S *	9/1997	Hyde	D2/701
D391,386 S *	3/1998	Sinclair	D2/711
5,755,611 A *	5/1998	Noble	A41C 3/065 450/39
D400,337 S *	11/1998	Snyder, Jr.	D2/701
D419,279 S *	1/2000	Marco	D2/706
6,183,340 B1 *	2/2001	Wen	A41C 3/065 2/267
6,283,820 B1 *	9/2001	Huang	A41C 3/144 450/38
6,406,352 B1 *	6/2002	Cheng	A41C 3/144 450/55
D497,996 S *	11/2004	Rodriguez	D2/706
D501,703 S *	2/2005	Noble	D2/705

7,377,833 B1 *	5/2008	Wanzenboeck	A41C 3/122 450/41
D575,927 S *	9/2008	Valentin	D2/706
D581,129 S *	11/2008	Marshall	D2/706
D628,768 S *	12/2010	Fei	D2/706
D646,460 S *	10/2011	Da Re	D2/706
D655,476 S *	3/2012	Naughton	D2/706
D775,452 S *	1/2017	Brownell	D2/706
D825,888 S *	8/2018	Chen	D2/706
D862,837 S *	10/2019	Li	D2/706
2003/0220048 A1 *	11/2003	Toro	A61F 13/51462 450/57
2004/0157528 A1 *	8/2004	Tsai	A41C 3/144 450/57
2006/0160468 A1 *	7/2006	Chen	A41C 5/005 450/57

(Continued)

Primary Examiner — Michelle E. Wilson

Assistant Examiner — Clese Moore, Jr.

(74) *Attorney, Agent, or Firm* — Sterne, Kessler,
Goldstein & Fox P.L.L.C.

(57) **CLAIM**

The ornamental design for apparel, as shown and described.

DESCRIPTION

FIG. 1 is a front perspective view of apparel showing the claimed design;

FIG. 2 is a rear perspective view thereof;

FIG. 3 is a front view thereof;

FIG. 4 is a rear view thereof;

FIG. 5 is a left side view thereof;

FIG. 6 is a right side view thereof;


FIG. 7 is a top view thereof;

FIG. 8 is a bottom view thereof; and,

FIG. 9 is a front view thereof showing the apparel in an environment in which it may be used.

The broken lines in the figures show environment that form no part of the claimed design.

1 Claim, 7 Drawing Sheets



(56)

References Cited

U.S. PATENT DOCUMENTS

2010/0068973 A1* 3/2010 Tseng A41C 3/105
450/55
2014/0273738 A1* 9/2014 Raven A41C 3/144
450/57
2015/0257456 A1* 9/2015 Turlan A41C 3/10
450/39
2018/0295893 A1* 10/2018 Corley A41C 3/146

* cited by examiner




FIG. 1




FIG. 2




FIG. 3



FIG. 4

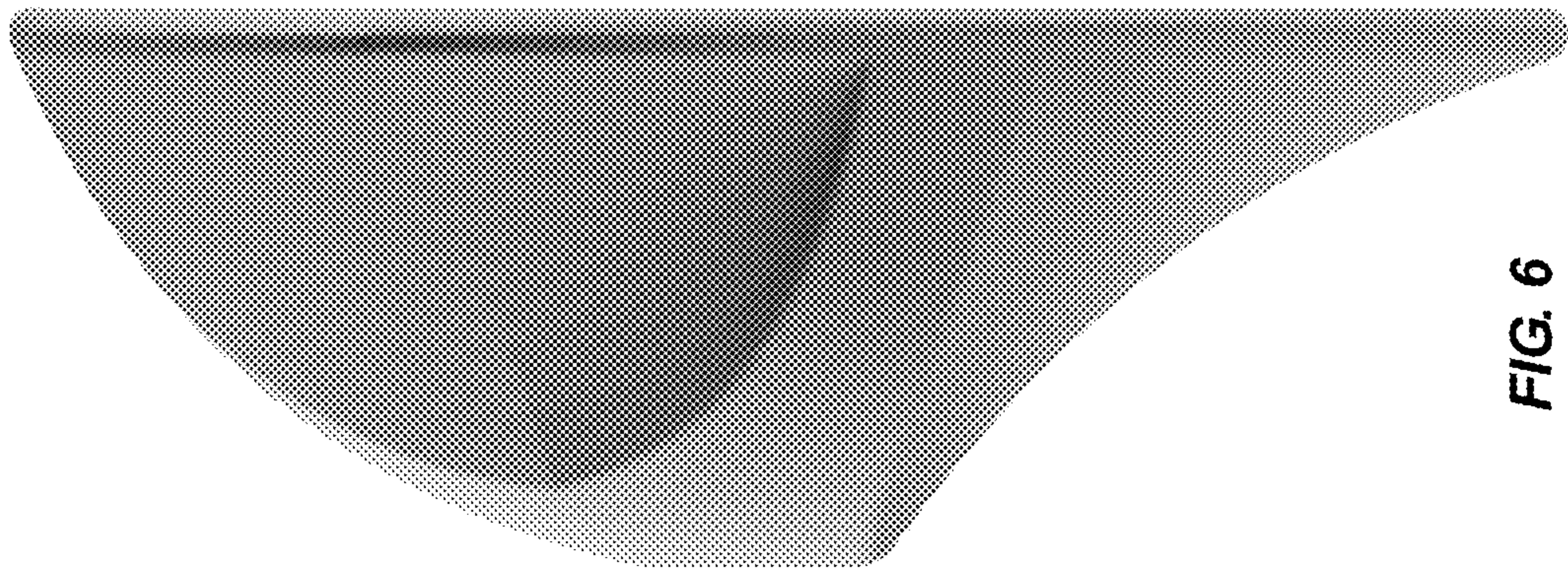


FIG. 6




FIG. 5




FIG. 7




FIG. 8

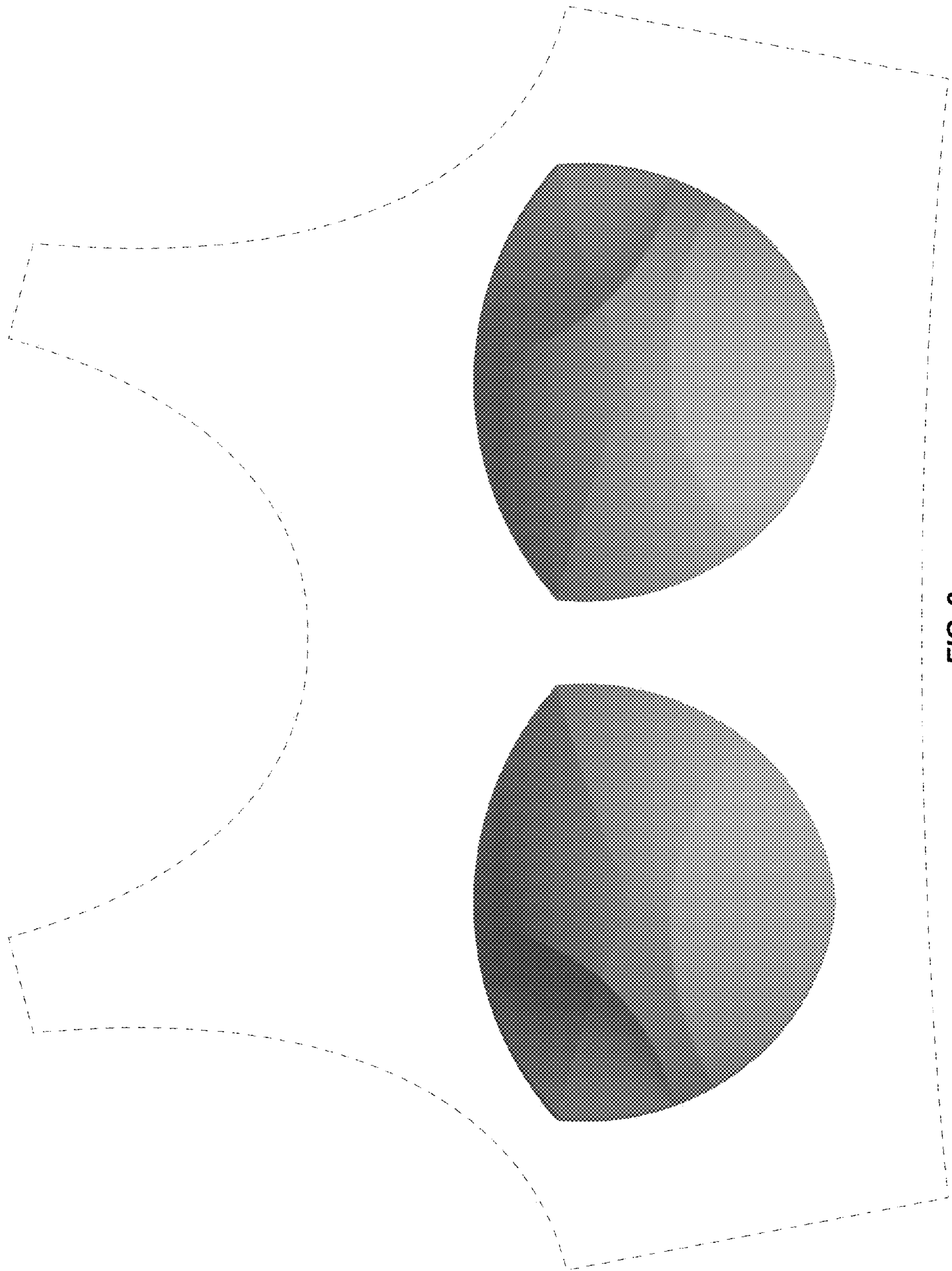


FIG. 9