



US00D945731S

(12) **United States Design Patent**
Branden

(10) **Patent No.:** **US D945,731 S**

(45) **Date of Patent:** **** Mar. 8, 2022**

(54) **HOLDER FOR A PLASTIC BLADE SCRAPER**

(71) Applicant: **Christopher Richard Branden**,
Ormond Beach, FL (US)

(72) Inventor: **Christopher Richard Branden**,
Ormond Beach, FL (US)

(**) Term: **15 Years**

(21) Appl. No.: **29/717,116**

(22) Filed: **Dec. 15, 2019**

(51) **LOC (13) Cl.** **07-05**

(52) **U.S. Cl.**
USPC **D32/48**

(58) **Field of Classification Search**
USPC D32/46-47, 49-52, 48; D7/688;
D8/105-106, 99; D4/118, 124, 102;
D21/789

CPC A47L 13/10; A47L 13/12; A47L 23/00;
A47L 23/04; B26B 5/00; B44D 3/16

See application file for complete search history.

(56) **References Cited**

U.S. PATENT DOCUMENTS

- 2,105,960 A * 1/1938 Wolfe B26B 5/006
30/333
- D282,881 S * 3/1986 Gringer D32/48
- D303,860 S * 10/1989 Iten D32/48
- D338,822 S * 8/1993 Mallalieu D8/107
- D346,319 S * 4/1994 Lavallee D8/99
- D357,776 S * 4/1995 Kenny D32/48
- 6,286,215 B1 * 9/2001 Panaccione A47L 13/022
30/169
- D463,639 S * 9/2002 Panfili D32/48
- 6,470,574 B1 * 10/2002 Strumke, Jr. A47G 1/12
15/236.07
- D467,395 S * 12/2002 McCool D32/48
- D489,851 S * 5/2004 Jones D32/48
- D537,591 S * 2/2007 Gringer D32/46
- D586,512 S * 2/2009 van Deursen D32/46
- D592,370 S * 5/2009 van Deursen D32/46

- D624,262 S * 9/2010 Gringer D32/46
- D679,157 S * 4/2013 Derivaz D8/20
- D809,235 S * 1/2018 Henke D32/48
- D840,622 S * 2/2019 Stewart D32/46
- 10,537,215 B1 * 1/2020 Strong A47L 1/16
- 10,723,030 B2 * 7/2020 Chiu B26B 5/006

(Continued)

FOREIGN PATENT DOCUMENTS

GB 6062669 * 6/2019

Primary Examiner — John R Yeh

(74) *Attorney, Agent, or Firm* — Michael L. Leetzow,
P.A.

(57) **CLAIM**

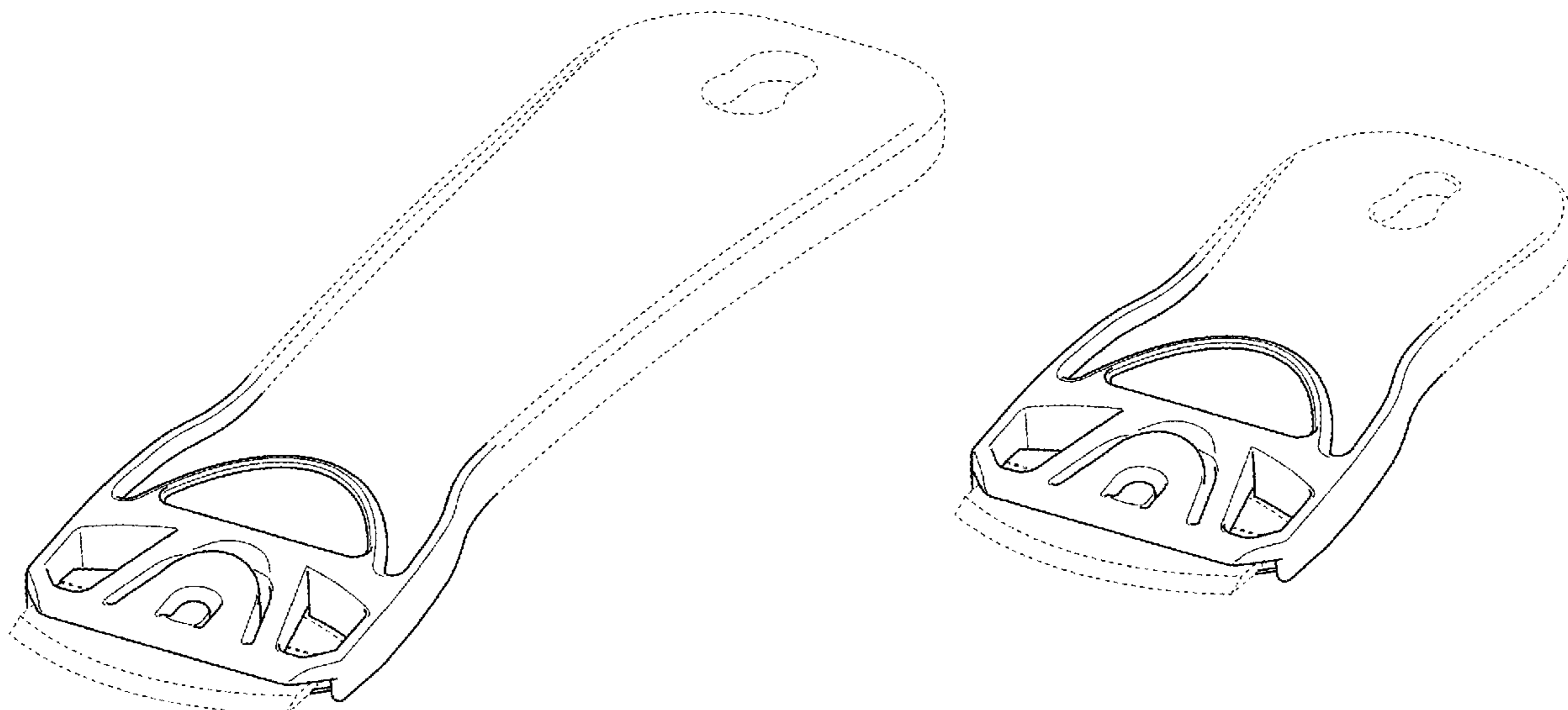
The ornamental design for a holder for a plastic blade scraper, as shown and described.

DESCRIPTION

FIG. 1 is a top perspective view of my new design for an embodiment of a holder for a plastic blade scraper;
 FIG. 2 is a front view thereof;
 FIG. 3 is a rear view thereof;
 FIG. 4 is a left side view thereof;
 FIG. 5 is a right side view thereof;
 FIG. 6 is a top side view thereof;
 FIG. 7 is a bottom view thereof;
 FIG. 8 is a top perspective view of my new design for another embodiment of a holder for a plastic blade scraper;
 FIG. 9 is a front view thereof;
 FIG. 10 is a rear view thereof;
 FIG. 11 is a left side view thereof;
 FIG. 12 is a right side view thereof;
 FIG. 13 is a top side view thereof; and,
 FIG. 14 is a bottom view thereof.

The broken lines in the drawings depict portions of the holder for a plastic blade scraper that form no part of the claimed design.

1 Claim, 10 Drawing Sheets



(56)

References Cited

U.S. PATENT DOCUMENTS

D902,515 S * 11/2020 Sharma D32/46
2002/0095737 A1 * 7/2002 Panfili A47L 13/022
15/143.1
2009/0199411 A1 * 8/2009 van Deursen A47L 13/022
30/169
2010/0005619 A1 * 1/2010 Loveless A47L 9/0673
15/401
2011/0035948 A1 * 2/2011 Wang B26B 5/00
30/169
2014/0230254 A1 * 8/2014 Wu B26B 5/00
30/169

* cited by examiner

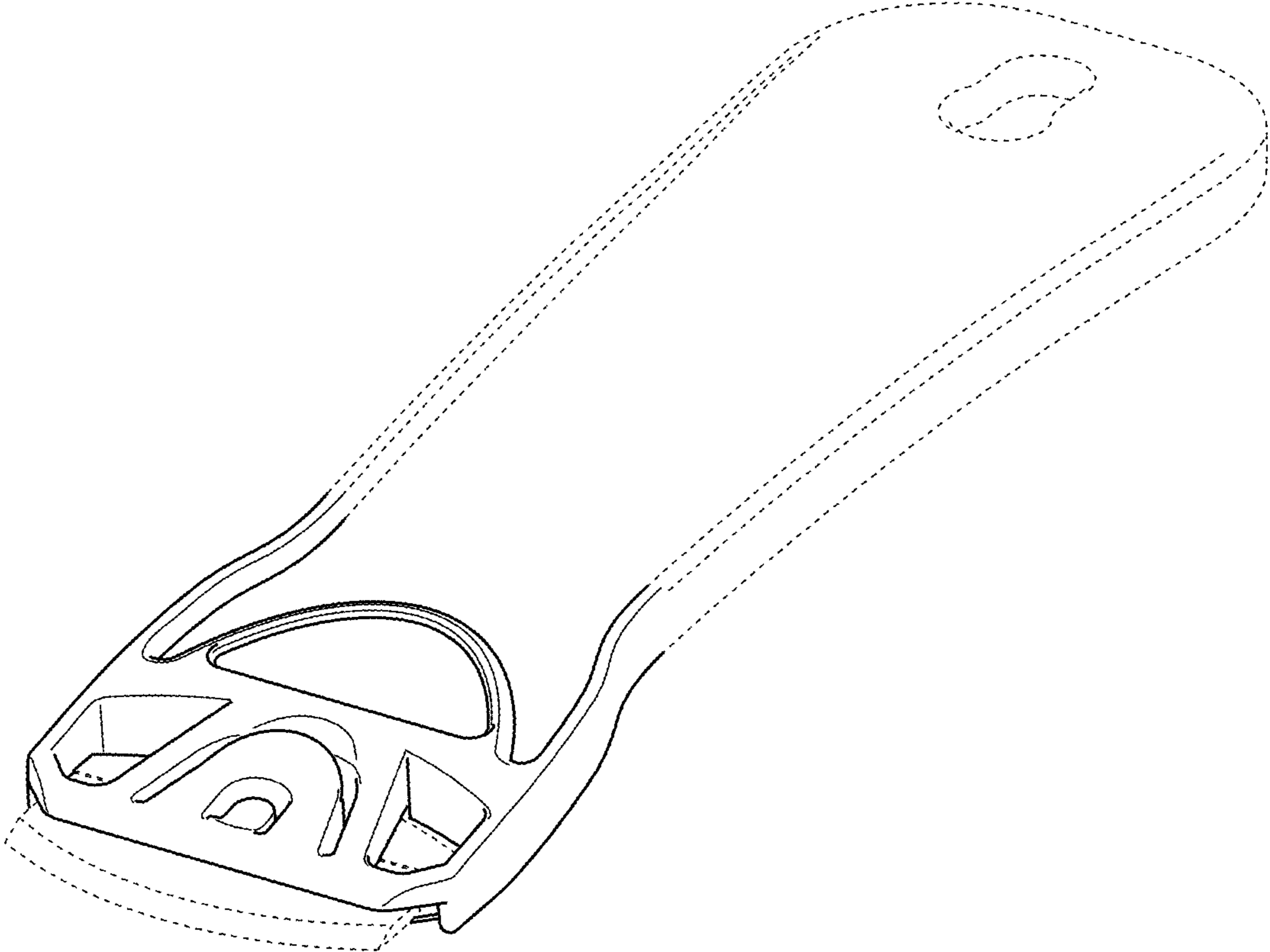


Fig. 1

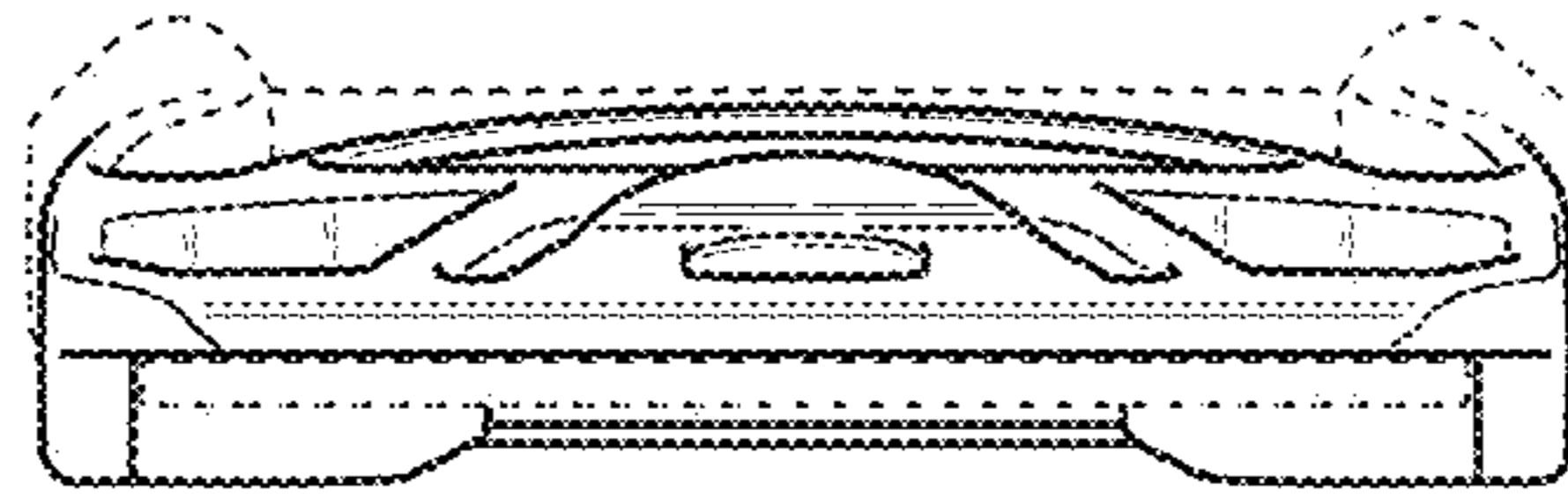


Fig. 2




Fig. 3

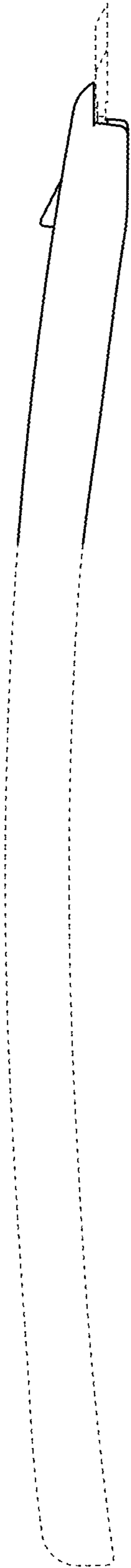


Fig. 4

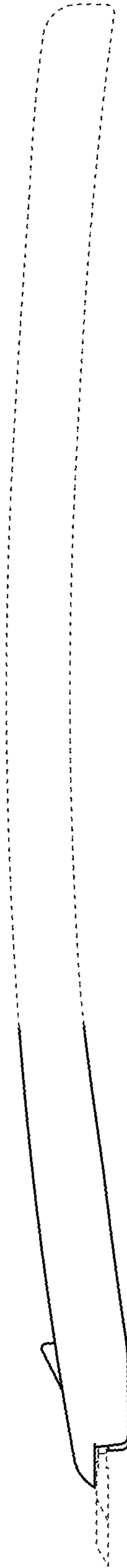


Fig. 5

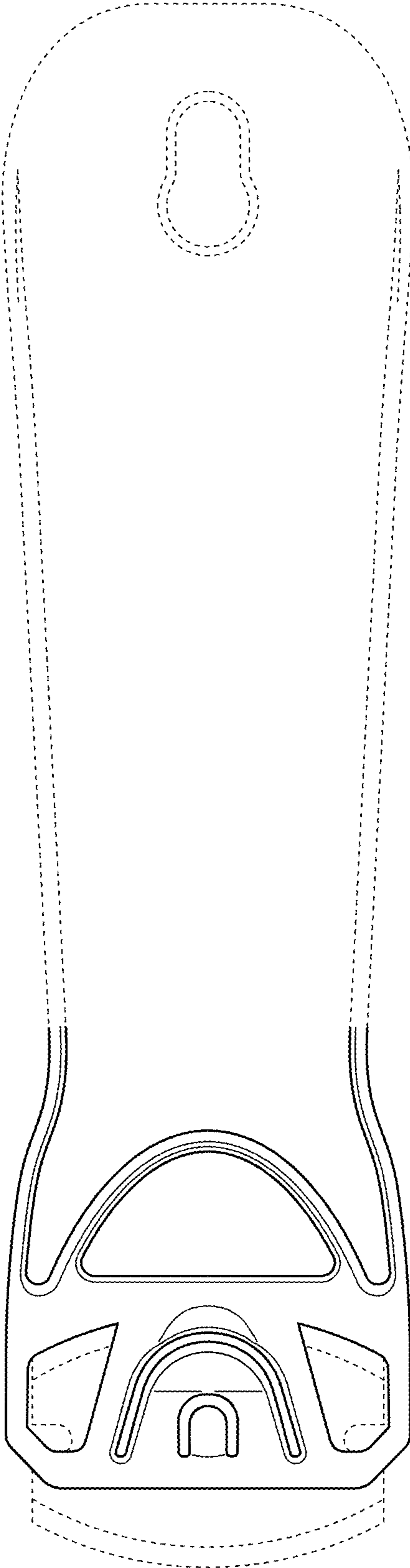


Fig. 6

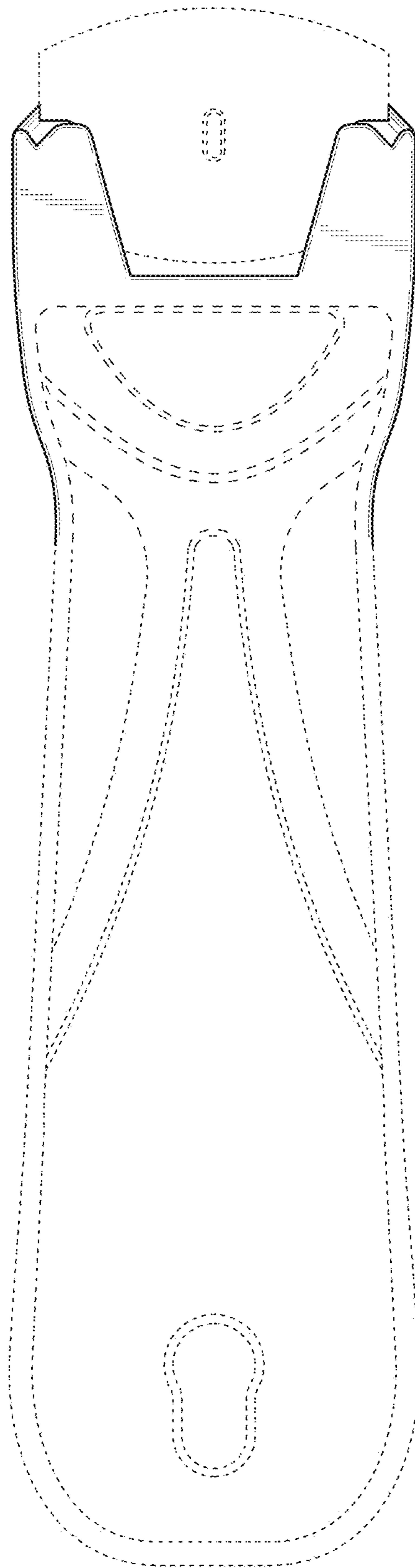


Fig. 7

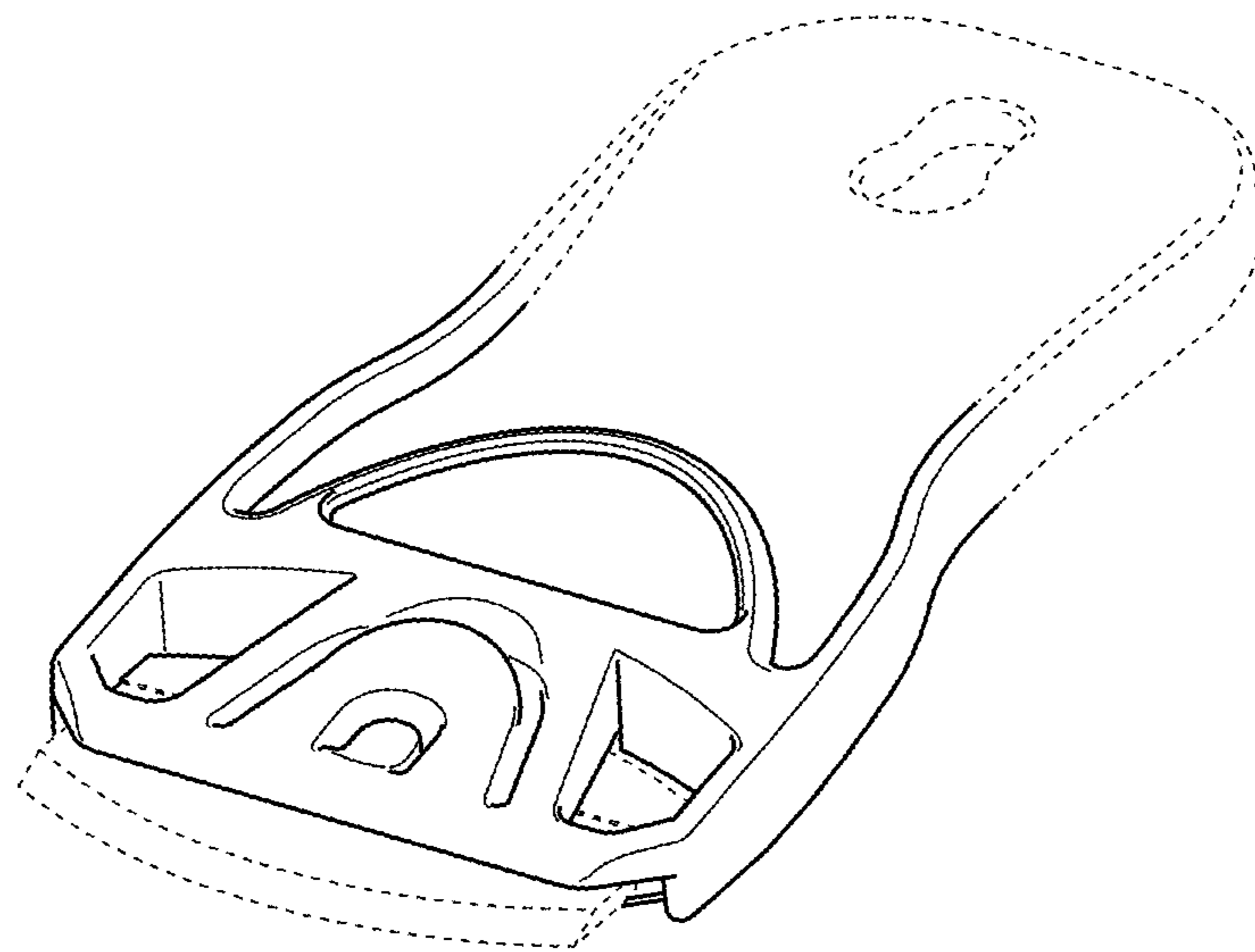


Fig. 8

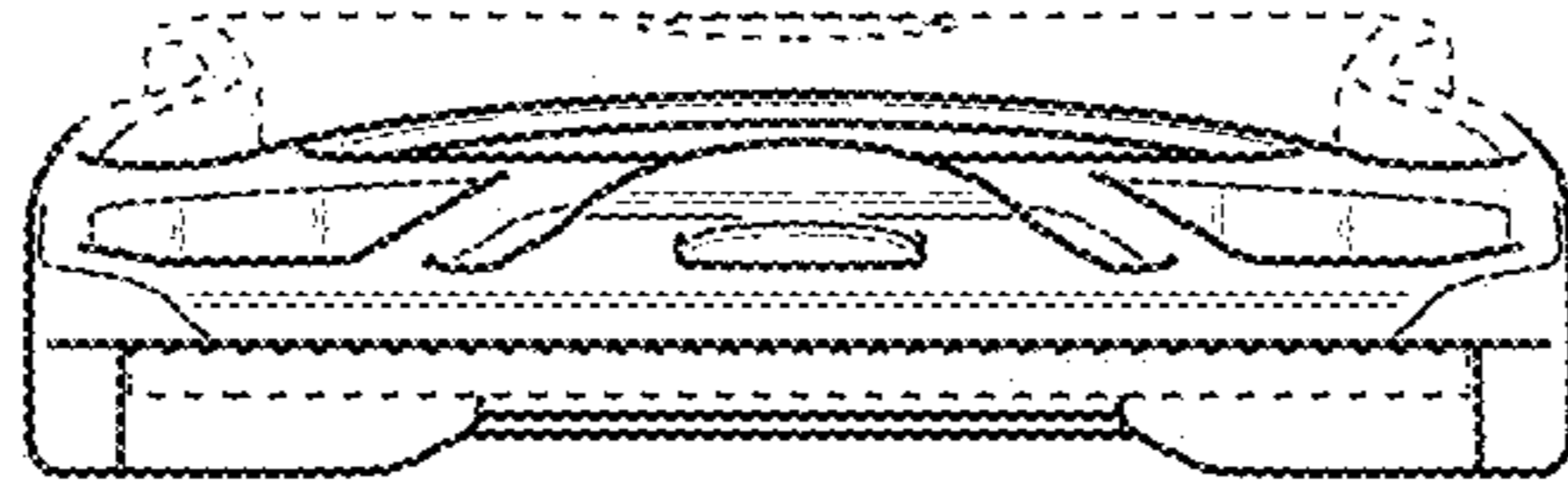


Fig. 9




Fig. 10




Fig. 11




Fig. 12

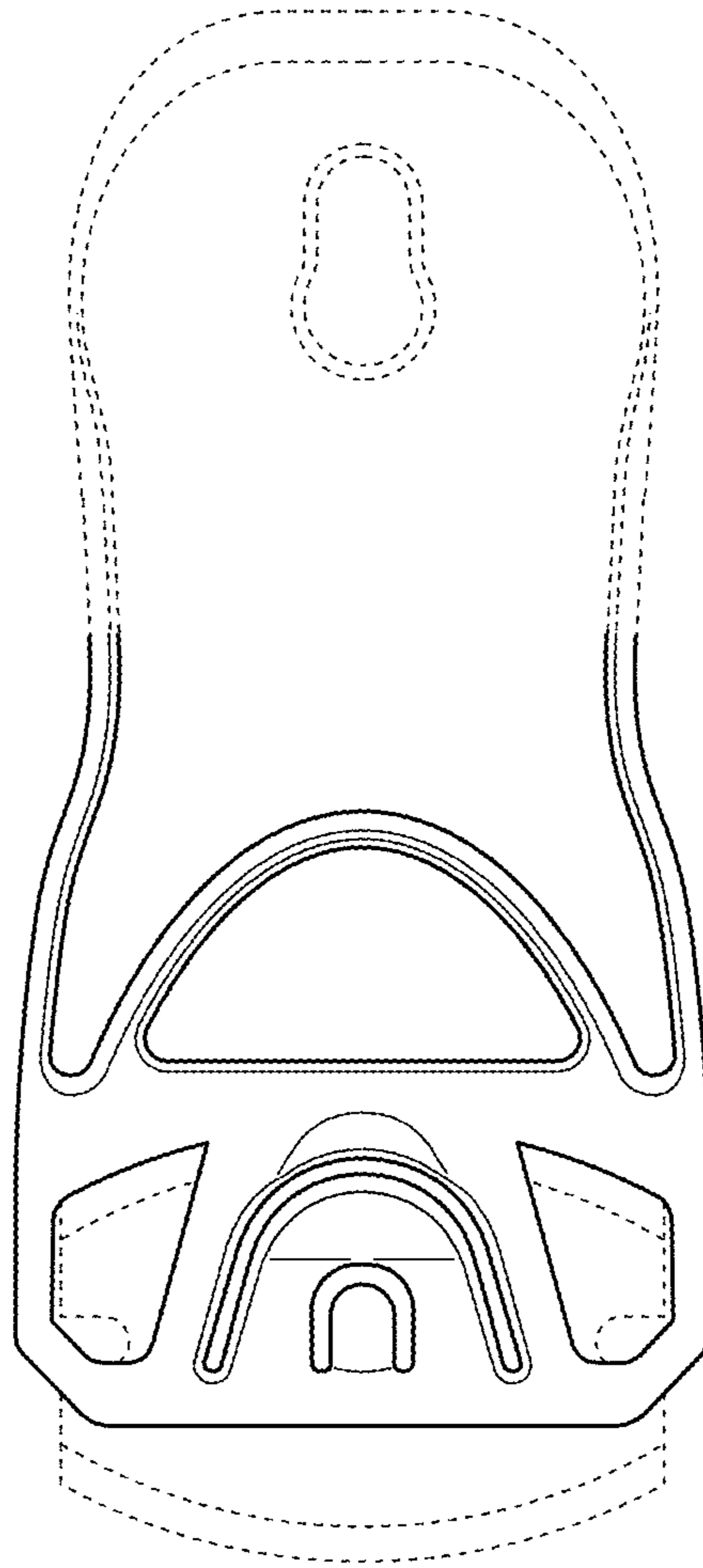


Fig. 13

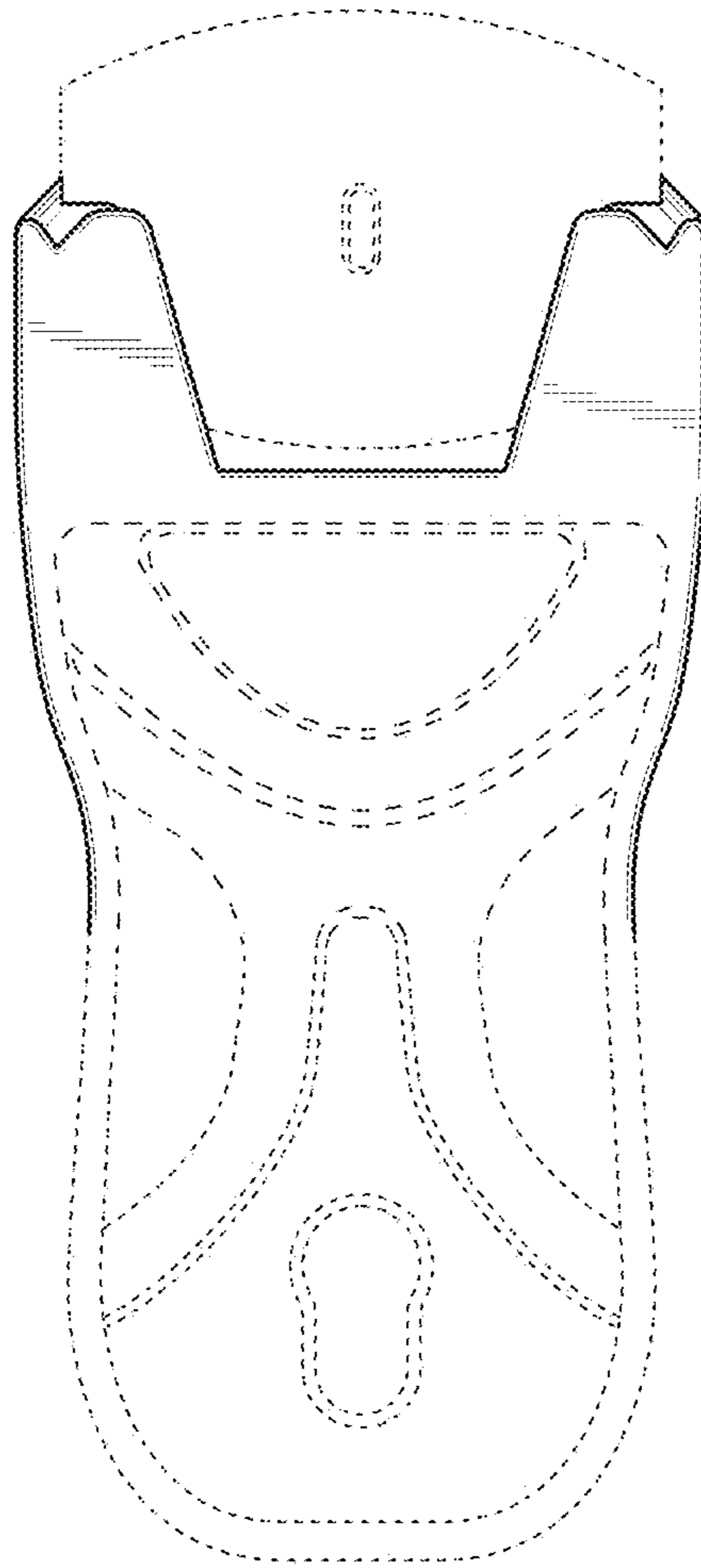


Fig. 14