



US00D945727S

(12) **United States Design Patent** (10) **Patent No.:** **US D945,727 S**
Elliott (45) **Date of Patent:** **** Mar. 8, 2022**

(54) **SQUEEGEE WITH HANDLE HOOK** 8,726,451 B2 * 5/2014 Patterson A47L 1/06
15/245
(71) Applicant: **Kenney Manufacturing Company,** D709,757 S * 7/2014 Yang D8/395
Warwick, RI (US) D773,141 S * 11/2016 Chitayat D32/41
D907,870 S * 1/2021 Vasquez D32/41
(72) Inventor: **Timothy Elliott, Attleboro, MA (US)** 2004/0000056 A1* 1/2004 Chao B44D 3/162
30/169
(73) Assignee: **Kenney Manufacturing Company,** 2011/0035896 A1* 2/2011 Spoleti A47L 1/06
Warwick, RI (US) 15/245

(**) Term: **15 Years**

(21) Appl. No.: **29/753,265**

(22) Filed: **Sep. 30, 2020**

(51) **LOC (13) Cl.** **07-05**

(52) **U.S. Cl.**
USPC **D32/41**

(58) **Field of Classification Search**
USPC D32/40-43, 45-46; D4/116, 118
CPC B44D 3/16; A47L 17/06; A47L 13/022;
A47L 1/06; B43L 1/00
See application file for complete search history.

(56) **References Cited**

U.S. PATENT DOCUMENTS

D364,948 S * 12/1995 Hunt D32/45
D386,852 S * 11/1997 Viner D32/42
D422,765 S * 4/2000 Viola D32/35
6,625,840 B1 * 9/2003 Hansen A47L 1/06
15/236.01
D480,853 S * 10/2003 Snell D32/41
D487,830 S * 3/2004 Snell D32/41
D517,758 S * 3/2006 Hay D32/41
D564,161 S * 3/2008 Talesfore D32/41
D602,666 S * 10/2009 Antonello D32/41
7,748,074 B2 * 7/2010 Guizzi A47L 1/06
15/245
D627,532 S * 11/2010 Yang D32/41
D704,911 S * 5/2014 Albo D32/41

FOREIGN PATENT DOCUMENTS

CN 306601617 * 6/2021

OTHER PUBLICATIONS

Oxo Wiper Blade Squeegee w hook, Target website reviews 2018. site visited Dec. 17, 2021, [https://www.target.com/p/wiper-blade-squeegee-gray-white-oxo/-/A-54100873?*](https://www.target.com/p/wiper-blade-squeegee-gray-white-oxo/-/A-54100873?)

* cited by examiner

Primary Examiner — John R Yeh

(74) *Attorney, Agent, or Firm* — Adler Pollock & Sheehan P.C

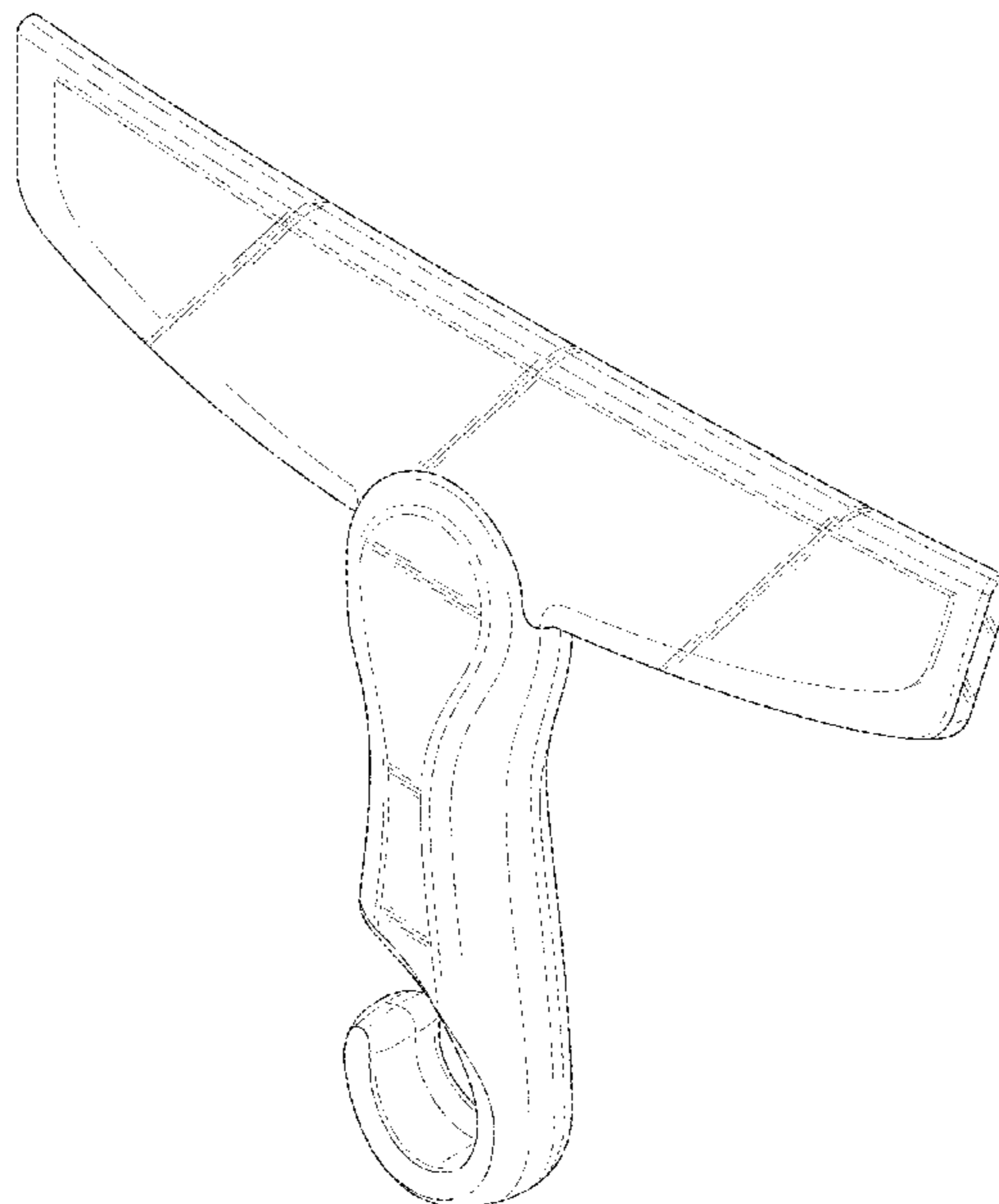
(57) **CLAIM**

The ornamental design for a squeegee with handle hook, as shown and described.

DESCRIPTION

FIG. 1 is a perspective view of the squeegee with handle hook according to my design;
FIG. 2 is a front view thereof;
FIG. 3 is a back view thereof;
FIG. 4 is a side view thereof;
FIG. 5 is an opposite side view thereof;
FIG. 6 is a top view thereof; and,
FIG. 7 is a bottom view thereof.

1 Claim, 7 Drawing Sheets



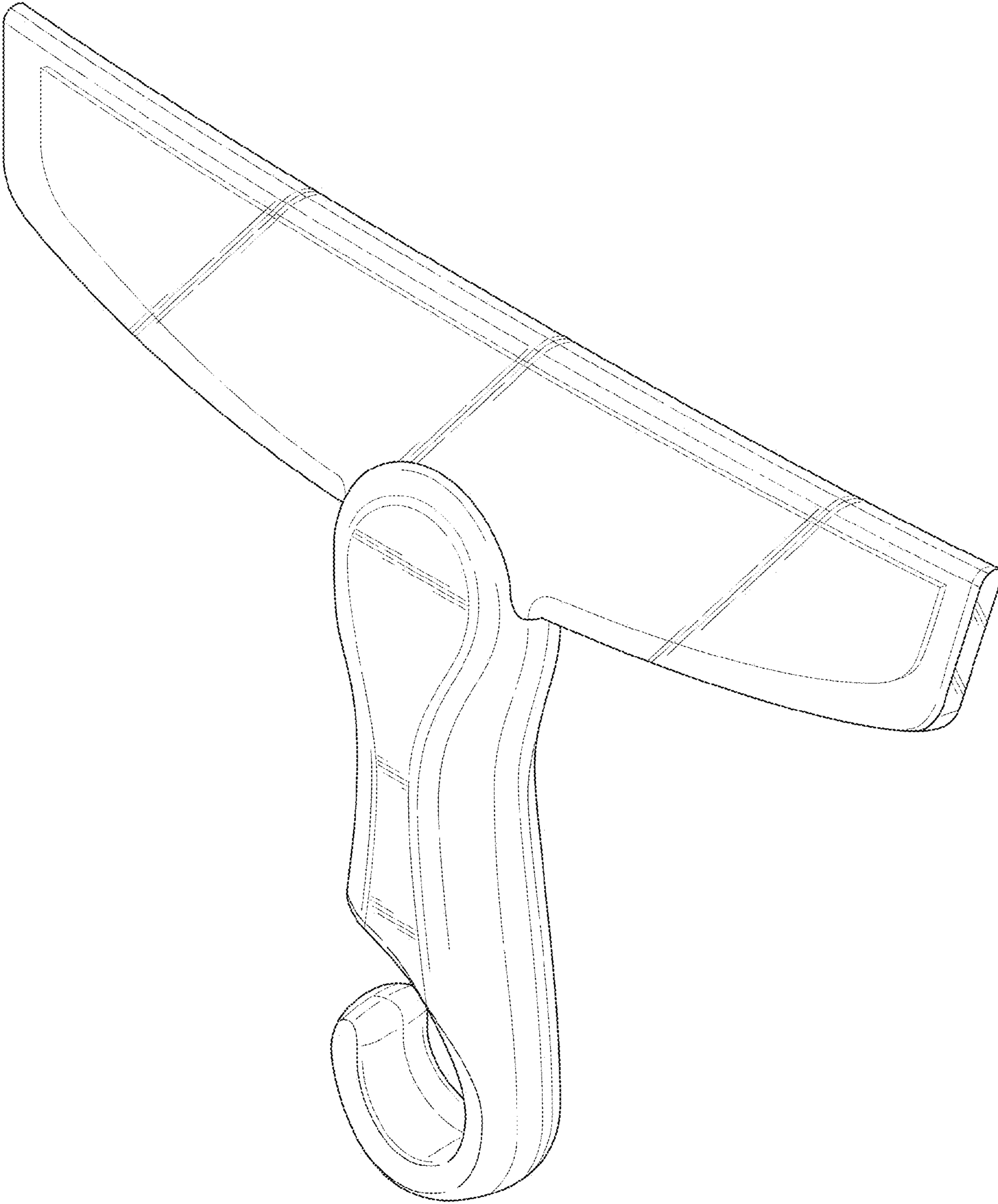


FIG. 1

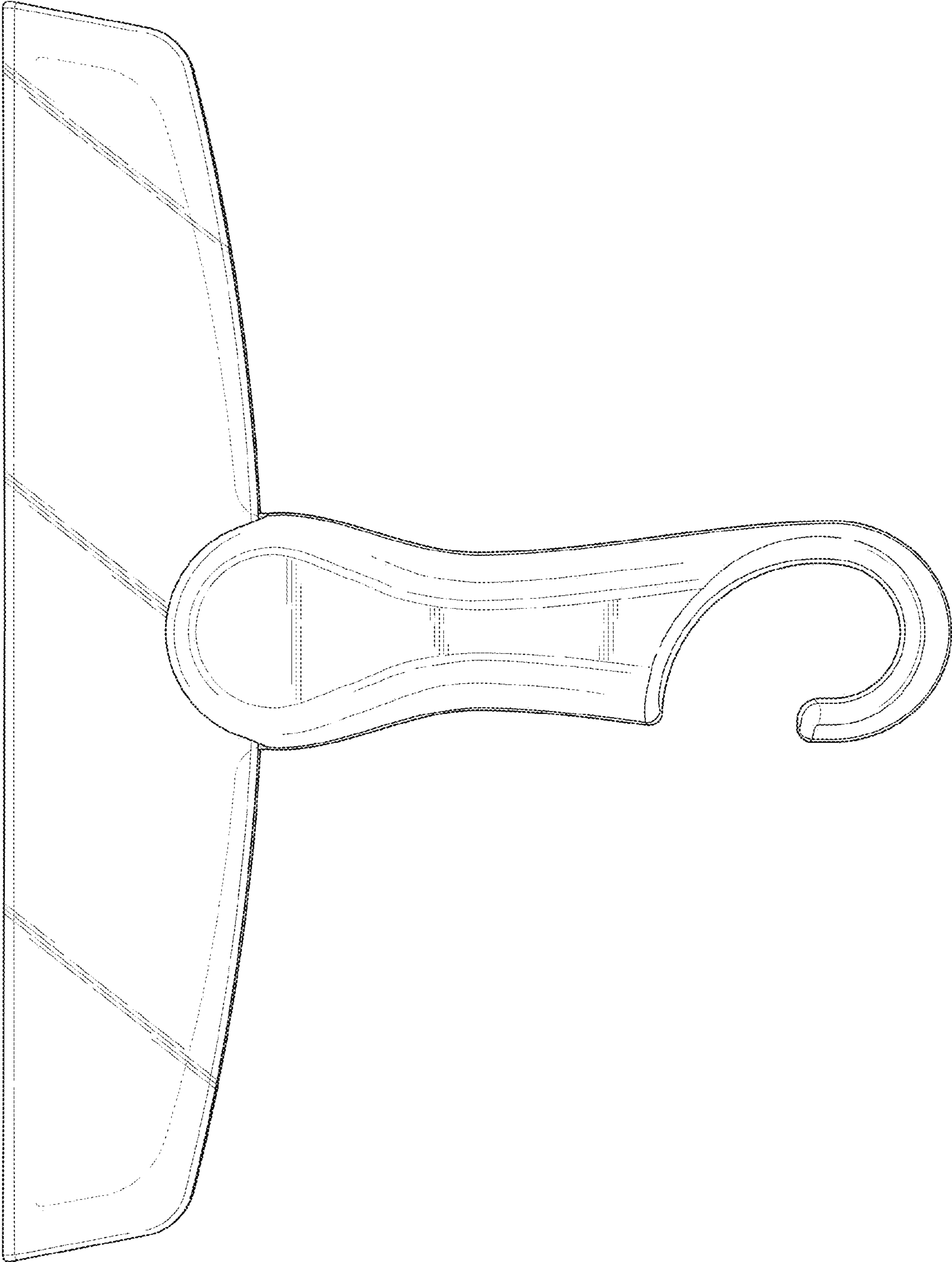


FIG. 2

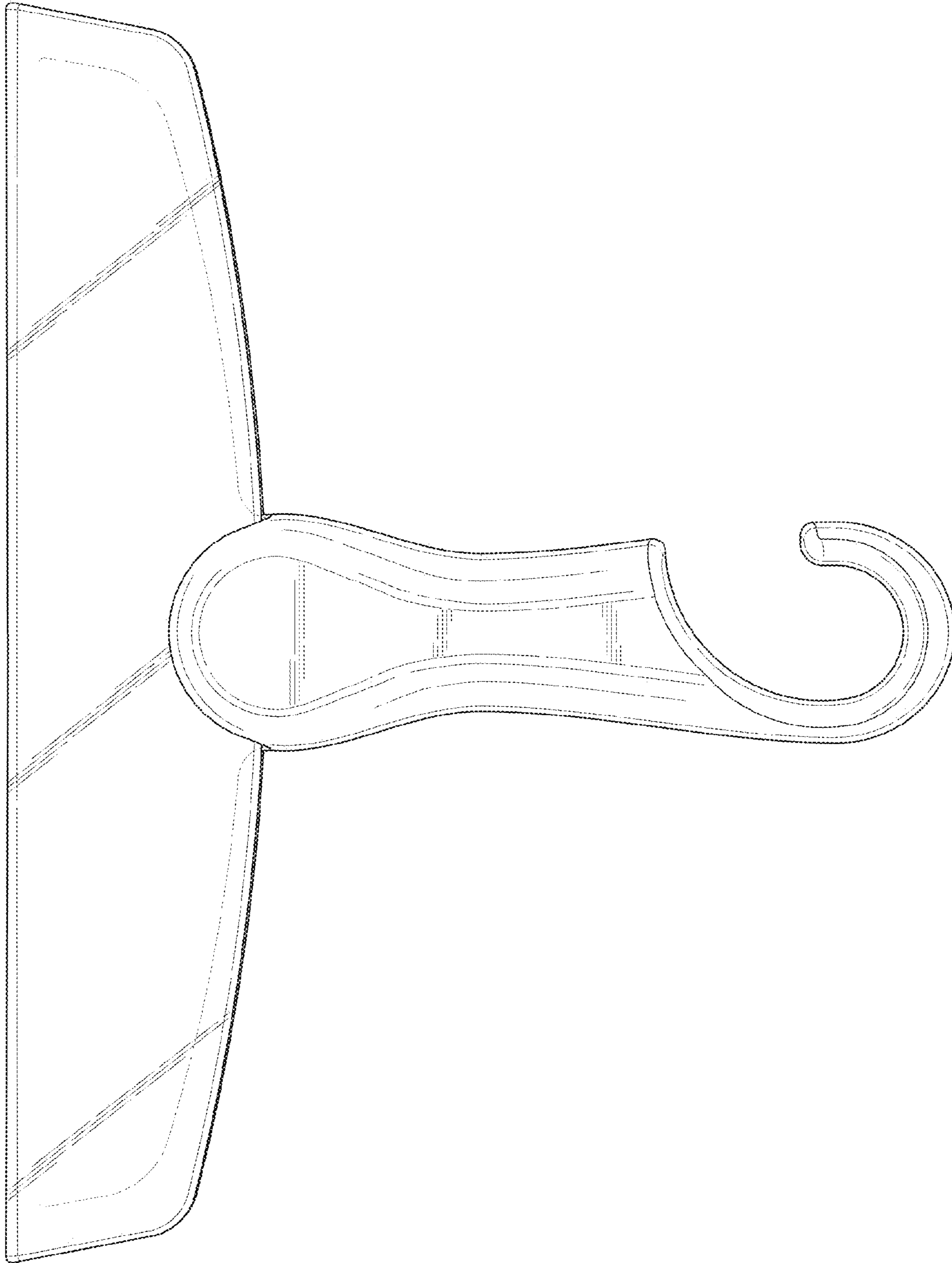


FIG. 3

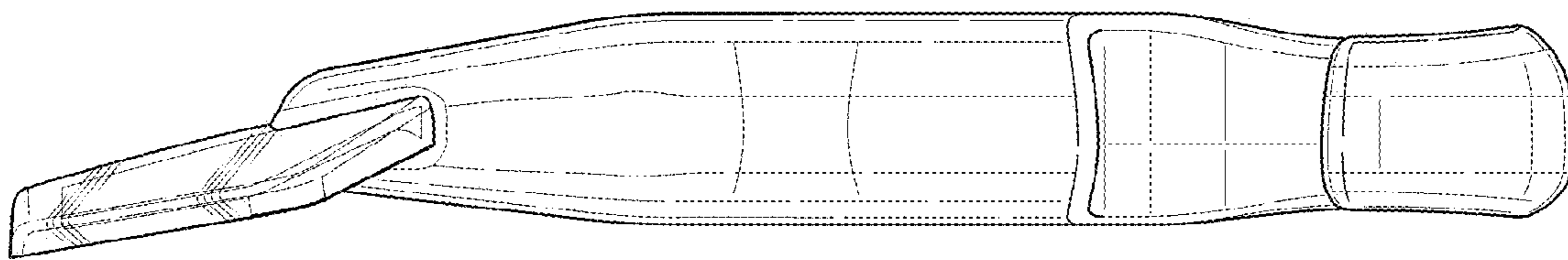


FIG. 4

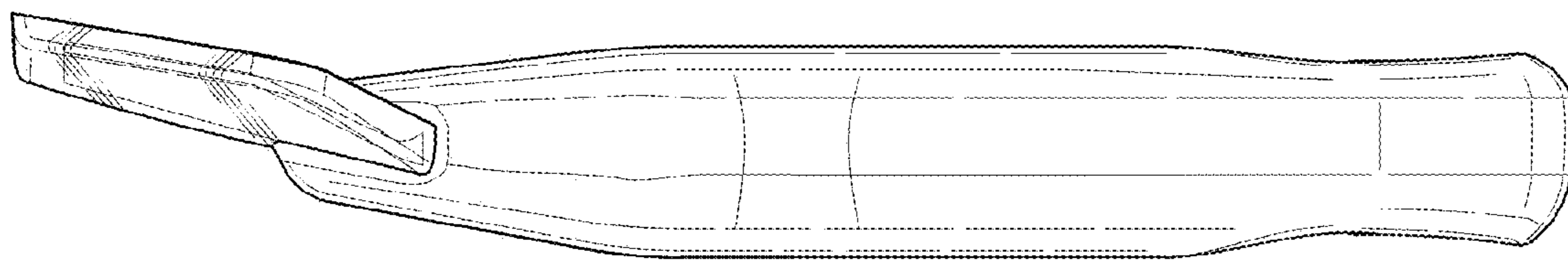


FIG. 5

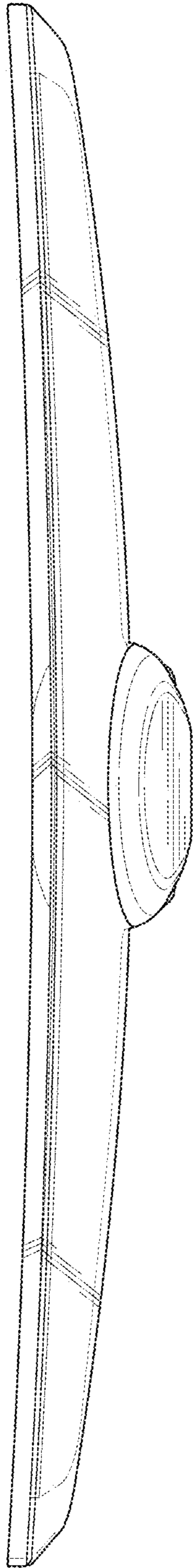


FIG. 6

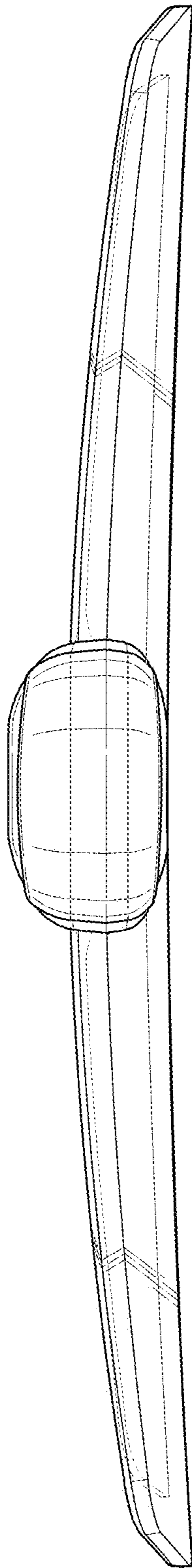


FIG. 7