



US00D945717S

(12) **United States Design Patent**
Chelle

(10) **Patent No.:** **US D945,717 S**
(45) **Date of Patent:** **** Mar. 8, 2022**

(54) **COMBINATION PET COLLAR WITH PLY**

(71) Applicant: **AB7 Industries S.A.**, Deyme (FR)

(72) Inventor: **Christophe Chelle**, Fourquevaux (FR)

(**) Term: **15 Years**

(21) Appl. No.: **29/748,649**

(22) Filed: **Aug. 31, 2020**

D428,218 S *	7/2000	Dehart	D30/152
D454,415 S *	3/2002	Leverenz	D30/152
D498,336 S *	11/2004	Hong	D30/152
D649,304 S *	11/2011	Cuppies	D30/152
D649,721 S *	11/2011	de Socio	D30/152
D653,408 S *	1/2012	Sajid	D30/152
D677,191 S *	3/2013	Benjamin	D11/4
D715,675 S *	10/2014	Ma	D11/3
D725,841 S *	3/2015	So	D30/152

(Continued)

Related U.S. Application Data

(60) Division of application No. 29/666,041, filed on Oct. 9, 2018, now Pat. No. Des. 910,244, which is a continuation of application No. 35/500,223, filed on Aug. 3, 2015 (U.S. filing date under 35 U.S.C. 384), and having an international filing date of Aug. 3, 2015, now abandoned.

(51) **LOC (13) Cl.** **30-04**

(52) **U.S. Cl.**
USPC **D30/152**

(58) **Field of Classification Search**
USPC D30/144, 145, 151, 152, 153, 155, 199;
D10/104.1, 104.2
CPC A01K 11/006; A01K 15/00; A01K 15/021;
A01K 15/022; A01K 15/023; A01K
27/00; A01K 27/001; A01K 27/009;
A01D 15/04
See application file for complete search history.

(56) **References Cited**

U.S. PATENT DOCUMENTS

2,612,139 A *	9/1952	William	A01K 27/005	119/865
D253,852 S *	1/1980	Zajitz	D30/152	
4,841,915 A *	6/1989	Rocchetti	A01K 27/00	119/864
D352,804 S *	11/1994	Bland, Jr.	D30/152	
5,443,039 A *	8/1995	Suchowski	A01K 27/005	119/792

OTHER PUBLICATIONS

“Big Dog Rechargeable Bark Control.” Tool Craze., Sep. 14, 2012 [online], [retrieved on Jan. 31, 2021], Retrieved from the Internet <URL: <https://www.petsafe.net/media/manuals/PBC00-13974-Rechargeable-Bark-Collar-Manual.pdf>>.*

(Continued)

Primary Examiner — Darlington Ly

(74) *Attorney, Agent, or Firm* — Benoit & Côté Inc.

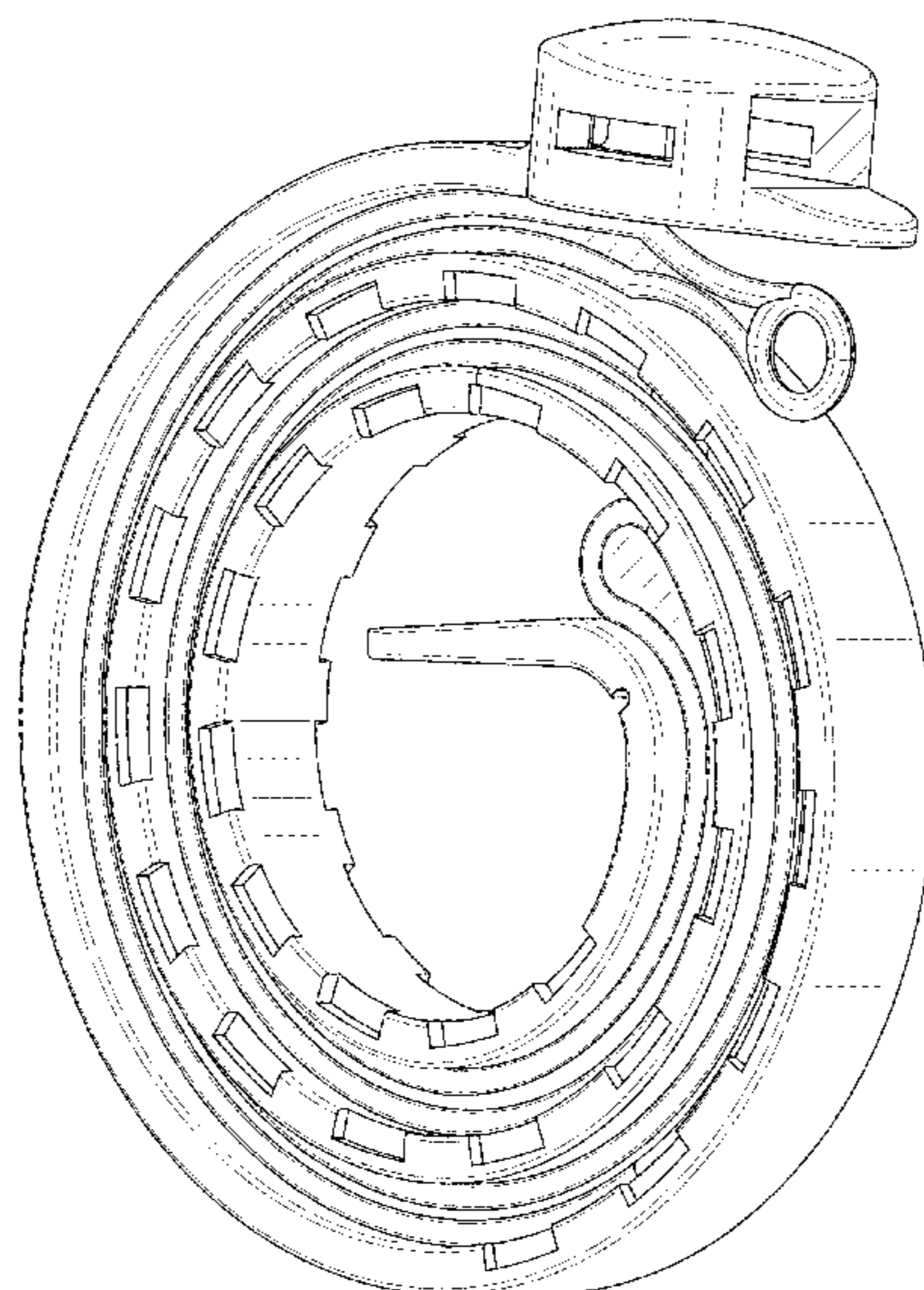
(57) **CLAIM**

The ornamental design for a combination pet collar with ply, as shown and described.

DESCRIPTION

FIG. 1 is a front perspective view of a pet collar embodying my new design, wherein the ply is removed;
FIG. 2 is a front perspective view of a pet collar with the ply attached;
FIG. 3 is a front elevation view of the pet collar with the ply removed;
FIG. 4 is a front elevation view of the pet collar with the ply attached;
FIG. 5 is a top plan view of the pet collar with the ply removed; and,
FIG. 6 is a side elevation view of the pet collar with the ply attached.

1 Claim, 6 Drawing Sheets



(56)

References Cited

U.S. PATENT DOCUMENTS

D759,324 S * 6/2016 Pulliam D30/152
D761,495 S * 7/2016 Rose-Grant D30/152
D761,499 S * 7/2016 Pulliam D30/199
2016/0113245 A1* 4/2016 Swanger A01K 27/001
119/792

OTHER PUBLICATIONS

“ETPET Dog Collar Belt . . .” Amazon., Aug. 3, 2018 [online],
[retrieved on Jan. 31, 2021], Retrieved from the Internet <URL:
[https://www.amazon.com/dp/B093ZY76DP/ref=sspa_dk_detail_2?
pf_rd_p=887084a2-5c34-4113-a4f8-b7947847c308&pd_rd_wg=
jSunny&pf_rd_r=P8S7AVBBKMMDRWS32YV&pd_rd_w=NbSUL
&pd_rd_r>](https://www.amazon.com/dp/B093ZY76DP/ref=sspa_dk_detail_2?pf_rd_p=887084a2-5c34-4113-a4f8-b7947847c308&pd_rd_wg=jSunny&pf_rd_r=P8S7AVBBKMMDRWS32YV&pd_rd_w=NbSUL&pd_rd_r>).*

* cited by examiner

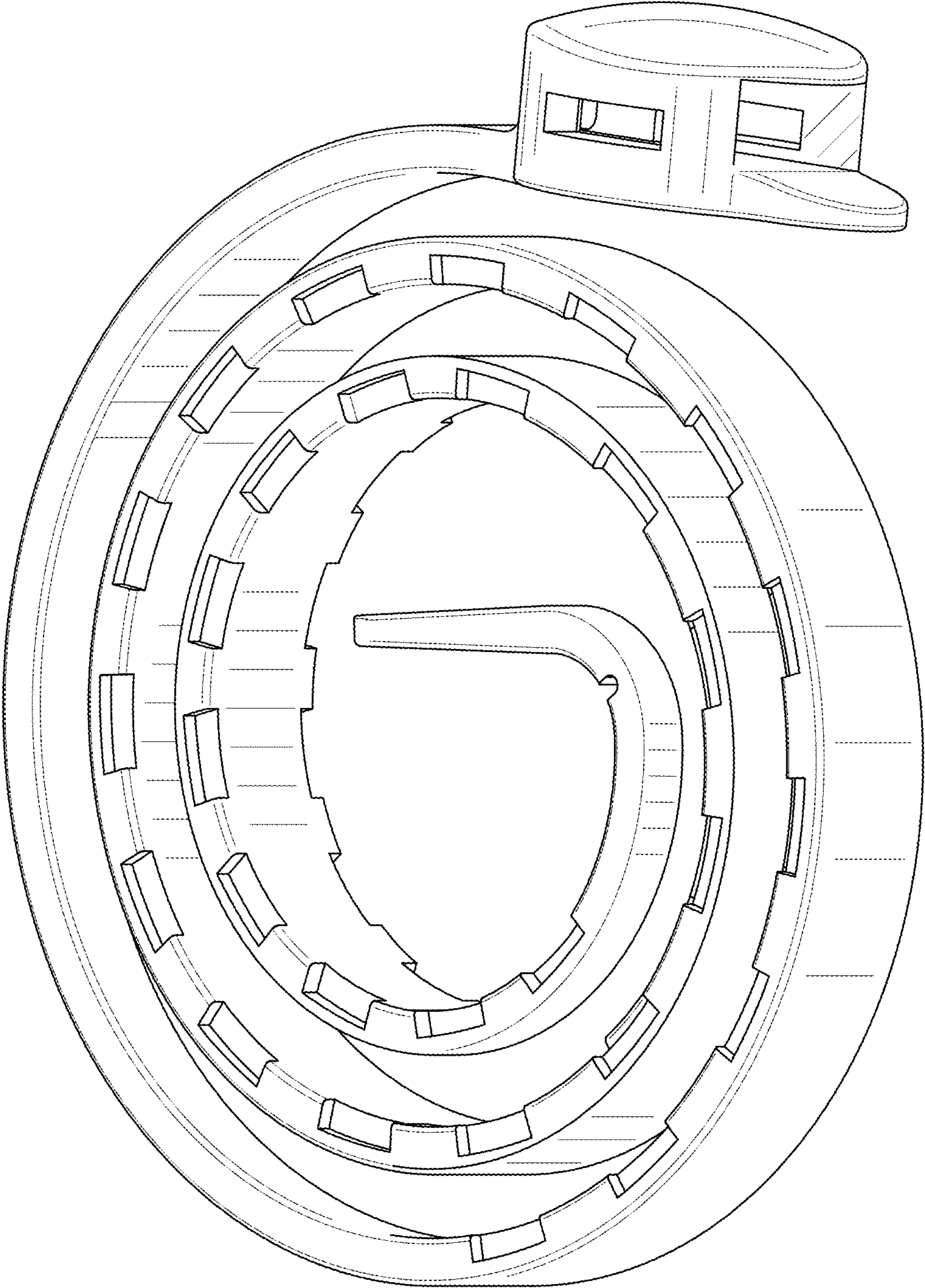


FIG. 1

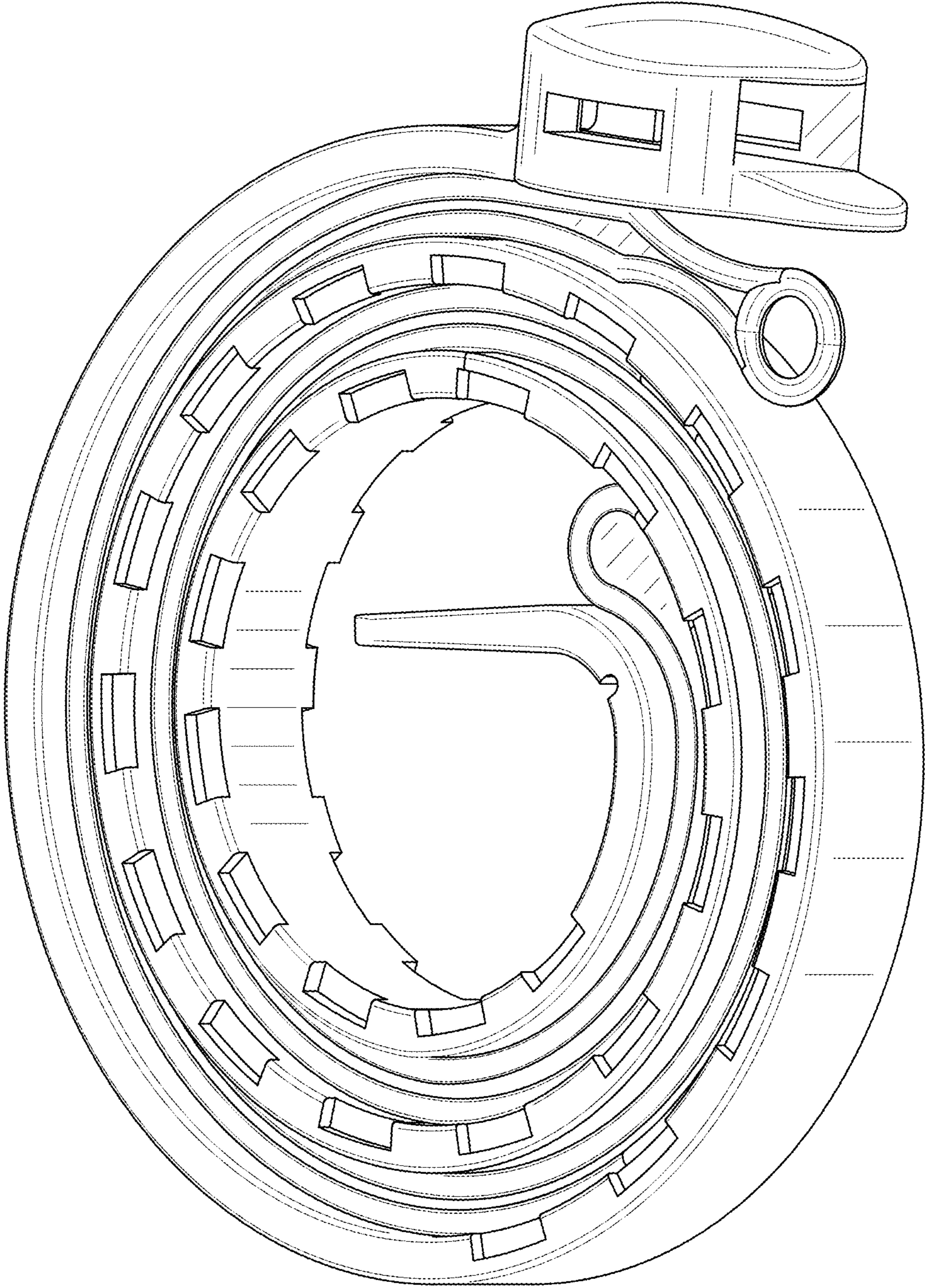


FIG. 2

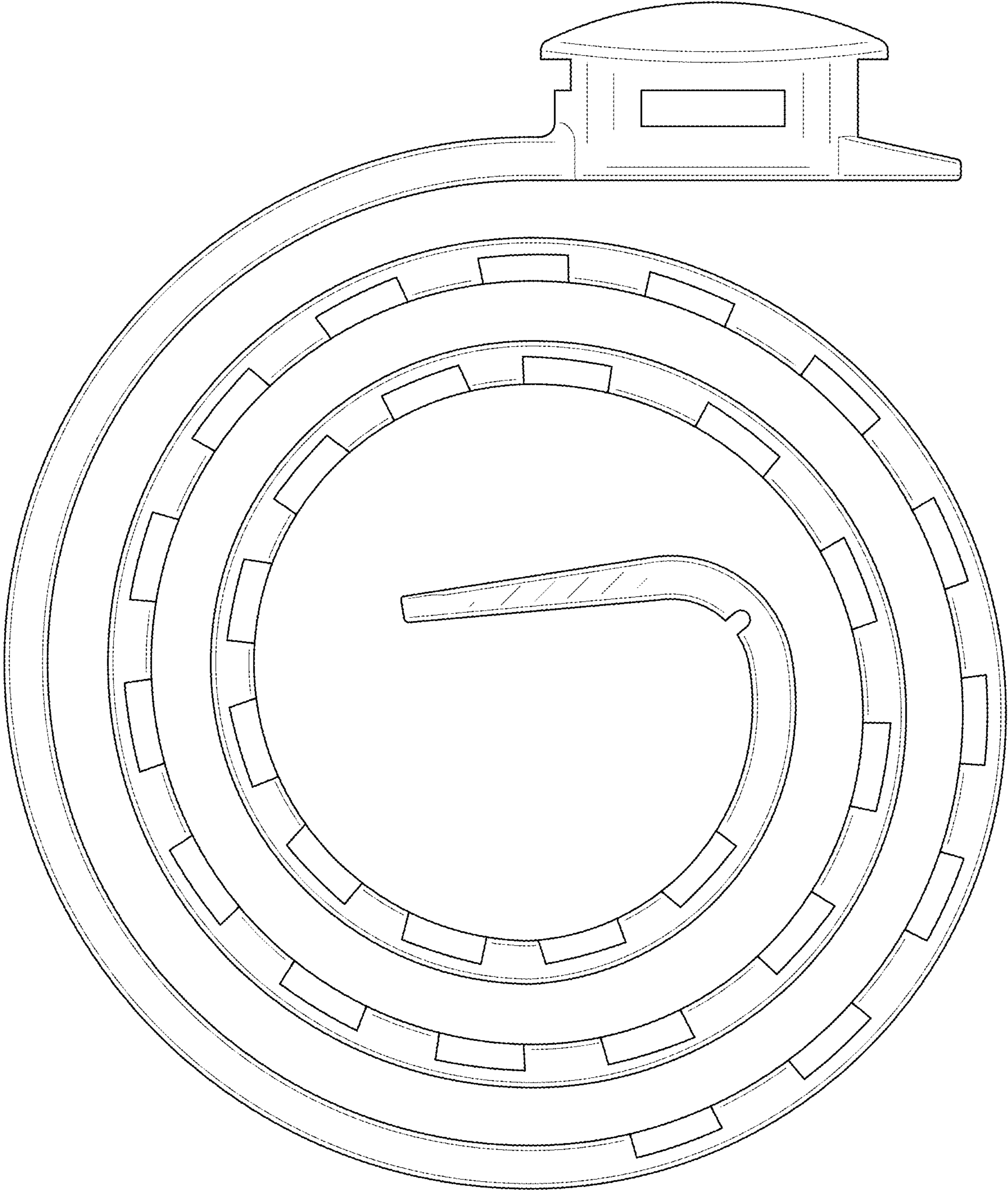


FIG. 3

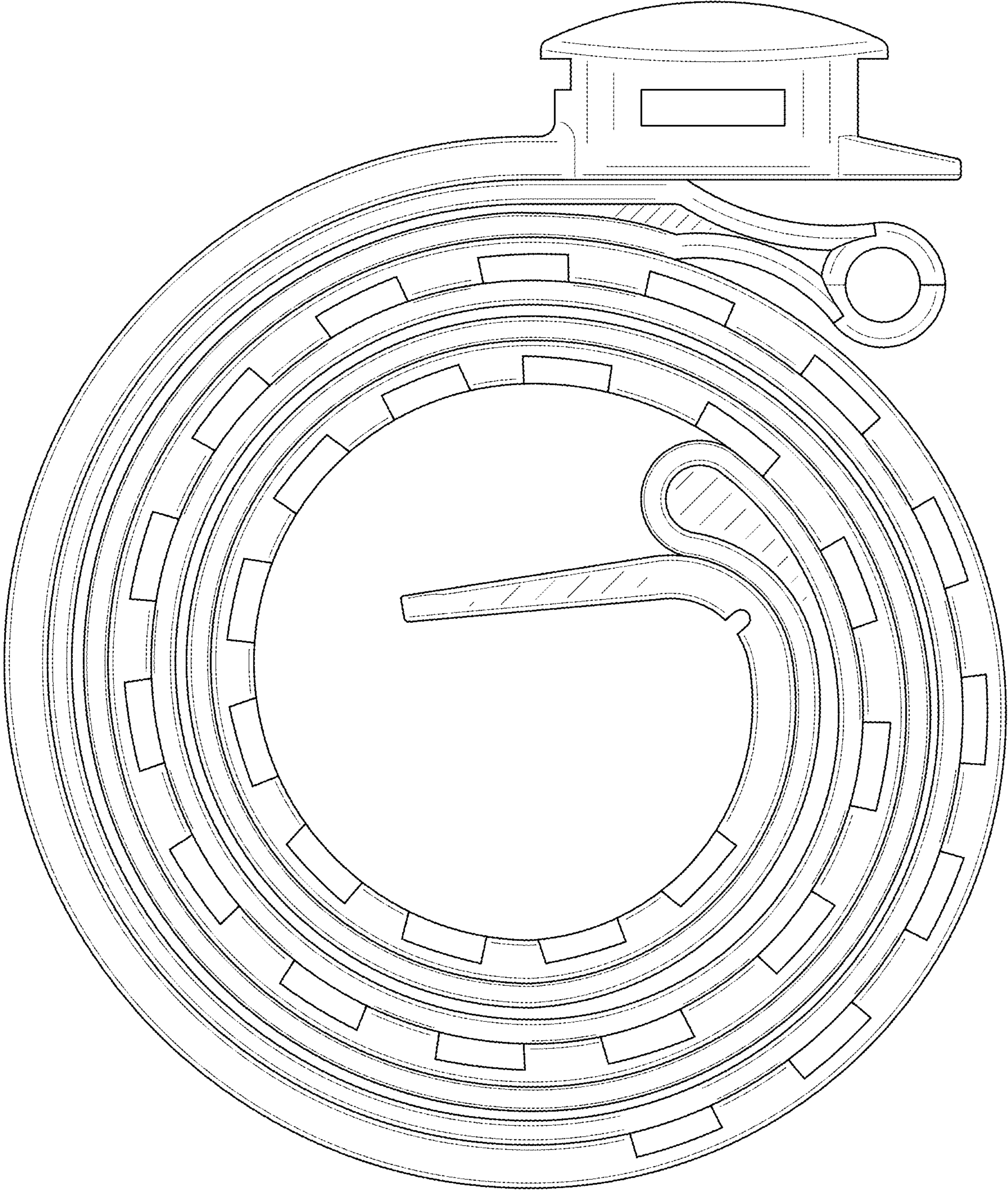


FIG. 4

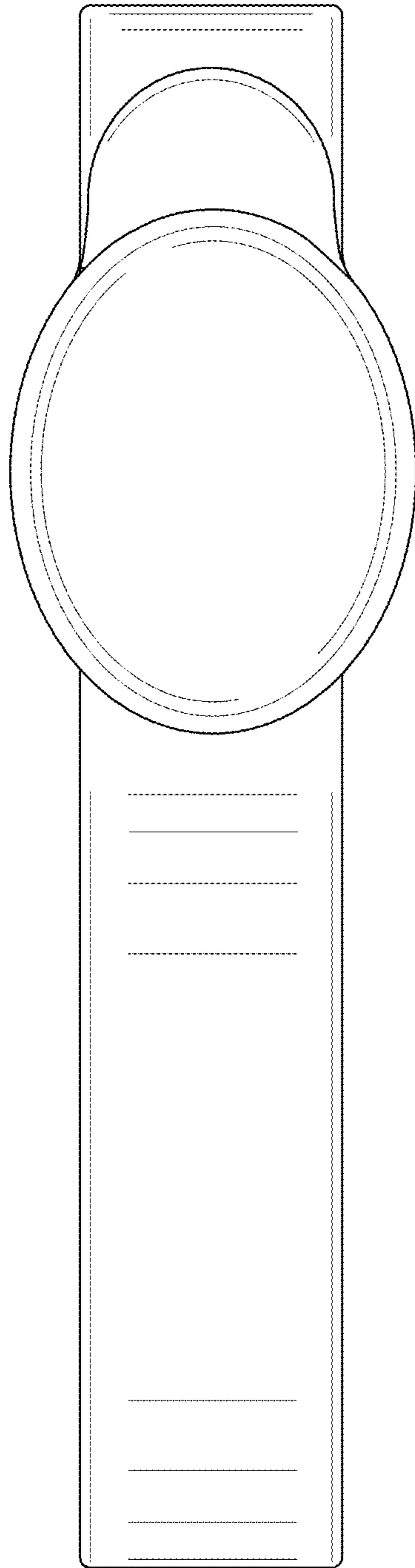


FIG. 5

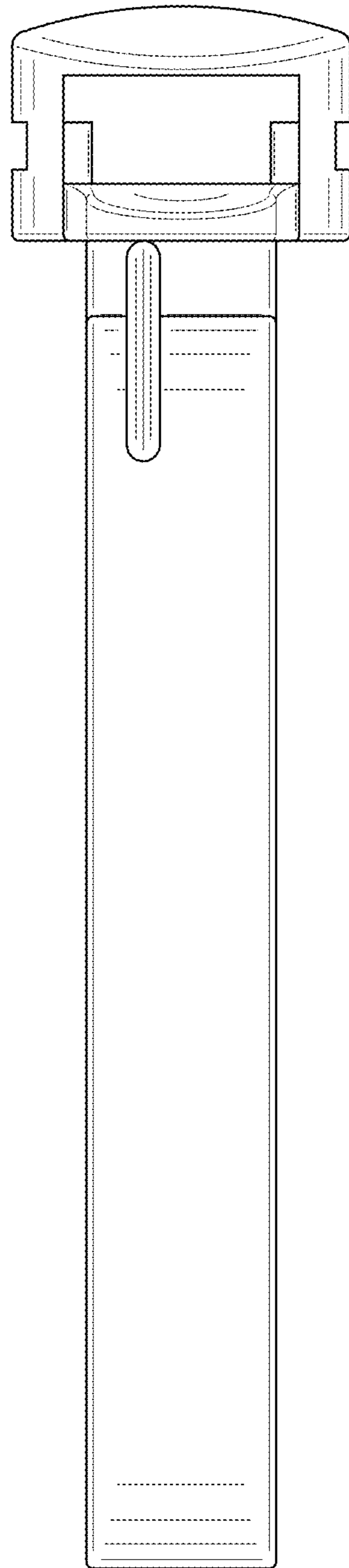


FIG. 6