



US00D945704S

(12) **United States Design Patent** (10) **Patent No.:** **US D945,704 S**  
**Lombardo et al.** (45) **Date of Patent:** **\*\* Mar. 8, 2022**

(54) **HAIR REMOVAL DEVICE**

(71) Applicant: **Church & Dwight Co., Inc.**, Princeton, NJ (US)

(72) Inventors: **LoriAnn Lombardo**, East Hanover, NJ (US); **Aaron Szymanski**, Thomaston, CT (US)

(73) Assignee: **Church & Dwight Co., Inc.**, Princeton, NJ (US)

(\*\*) Term: **15 Years**

(21) Appl. No.: **29/706,197**

(22) Filed: **Sep. 18, 2019**

(51) **LOC (13) Cl.** ..... **28-03**

(52) **U.S. Cl.**  
 USPC ..... **D28/50**; D28/53; D28/89; D28/90

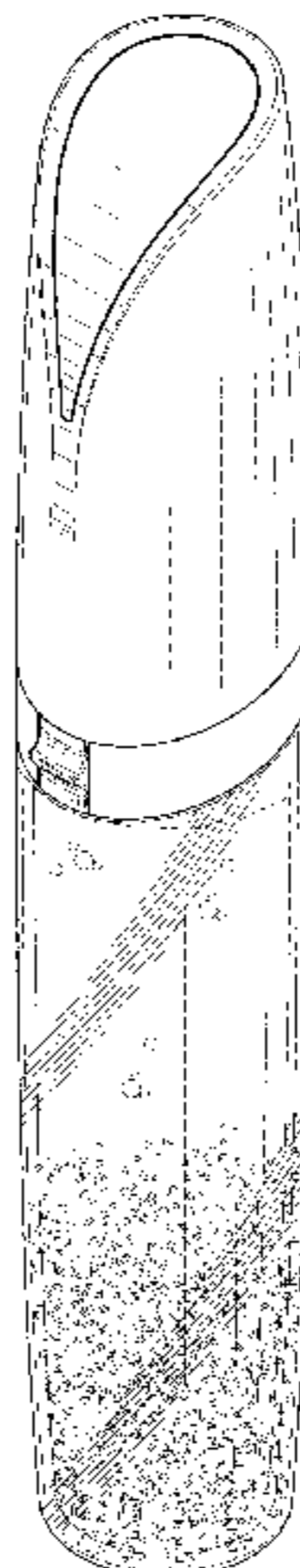
(58) **Field of Classification Search**  
 USPC ..... D28/49-54, 76, 77, 85, 88-90; D9/529, D9/503, 504  
 CPC .... B26B 19/00-107; B26B 19/12-265; B26B 19/38; B26B 19/3853-3866; B26B 19/3873-388; B26B 19/46  
 See application file for complete search history.

(56) **References Cited**

U.S. PATENT DOCUMENTS

D190,785 S \* 6/1961 Kruck ..... D9/687  
 3,116,551 A 1/1964 Anton  
 D216,383 S \* 12/1969 Fischer ..... D28/50  
 D255,166 S 5/1980 Ayukawa et al.  
 4,332,321 A 6/1982 Wratschko  
 D279,930 S 7/1985 George  
 D283,059 S \* 3/1986 Satoh ..... D28/50  
 D305,162 S 12/1989 Mockovak  
 D305,806 S \* 1/1990 Fujisawa ..... D28/50  
 D307,491 S \* 4/1990 Okada ..... D28/50  
 4,912,845 A 4/1990 Inoue  
 5,135,406 A 8/1992 Ishikawa  
 D368,984 S \* 4/1996 Nakashima ..... D28/53  
 D400,303 S 10/1998 Tanaka et al.  
 D416,355 S 11/1999 Lerolle

D424,746 S 5/2000 Lee  
 6,272,752 B1 8/2001 Pino  
 6,502,309 B2 1/2003 De Vries et al.  
 D473,974 S \* 4/2003 Fuller ..... D28/77  
 D485,013 S 1/2004 Leventhal et al.  
 D488,260 S 4/2004 Khubani  
 D497,035 S 10/2004 Khubani  
 D503,495 S 3/2005 Maeda  
 D513,092 S 12/2005 Ajootian  
 D514,257 S 1/2006 Bokelman-Dumas  
 D516,245 S 2/2006 Ohta et al.  
 7,152,323 B1 12/2006 Lin  
 D536,135 S 1/2007 Kitagawa  
 D561,941 S 2/2008 Khubani  
 7,401,406 B2 7/2008 Morisugi et al.  
 D585,601 S \* 1/2009 Althoff ..... D28/76  
 7,497,218 B2 3/2009 Gueret  
 7,669,605 B2 3/2010 Cho  
 D617,050 S 6/2010 Lou  
 D617,051 S 6/2010 Pires et al.  
 D632,014 S 2/2011 Lee  
 D634,067 S 3/2011 Stowers et al.  
 D634,068 S 3/2011 Stowers et al.  
 D637,759 S 5/2011 Byun  
 D652,990 S 1/2012 Strickland  
 D663,483 S 7/2012 Lee  
 D673,325 S 12/2012 Martines  
 D674,144 S \* 1/2013 Yamamoto ..... D28/51  
 D674,145 S 1/2013 Ino  
 D674,558 S 1/2013 Ino  
 D675,377 S 1/2013 Boulanger  
 D675,778 S 2/2013 Vetu  
 D675,779 S 2/2013 Vetu et al.  
 8,484,849 B2 7/2013 Morisugi et al.  
 8,484,850 B2 7/2013 Morisugi et al.  
 8,563,904 B2 10/2013 Cho  
 D695,962 S 12/2013 Prat-Pfister et al.  
 D696,461 S 12/2013 Prat-Pfister et al.  
 D698,491 S 1/2014 Ellison et al.  
 D701,346 S 3/2014 Hefetz et al.  
 D704,066 S 5/2014 De Lima Paschoal et al.  
 8,959,775 B2 2/2015 Yabuuchi et al.  
 D728,159 S 4/2015 Szymanski  
 D728,160 S 4/2015 Szymanski  
 D758,015 S 5/2016 Prat-Pfister  
 D758,017 S 5/2016 Smith  
 D758,664 S 6/2016 Van Maanen  
 D776,877 S 1/2017 Zadro  
 D777,375 S 1/2017 Frankel  
 D779,124 S \* 2/2017 Houyoux ..... D28/91.1  
 D781,496 S 3/2017 Butler et al.  
 D785,871 S 5/2017 Staab et al.  
 9,743,738 B2 8/2017 Sanchez-Martinez et al.



D797,377 S	9/2017	Reggiani et al.
D812,301 S	3/2018	Tan
D818,646 S	5/2018	Szymanski et al.
D821,204 S *	6/2018	Reggiani ..... D9/503
D830,634 S	10/2018	Gamble et al.
D834,253 S *	11/2018	Khubani ..... D28/50
D834,254 S *	11/2018	Khubani ..... D28/50
D836,840 S *	12/2018	Khubani ..... D28/50
D841,246 S *	2/2019	Stowers ..... D28/50
D841,247 S	2/2019	Stowers
D841,887 S	2/2019	Stowers
10,300,619 B2	5/2019	Khubani et al.
D857,296 S *	8/2019	Khubani ..... D28/51
D857,297 S *	8/2019	Khubani ..... D28/51
10,391,649 B1	8/2019	Khubani et al.
D865,291 S *	10/2019	Xiong ..... D28/50
D868,373 S	11/2019	Kling et al.
D874,730 S *	2/2020	Khubani ..... D28/51
D881,470 S *	4/2020	Zhou ..... D28/53
D882,874 S *	4/2020	Peng ..... D28/51
D888,340 S *	6/2020	Wei ..... D28/50
D888,341 S *	6/2020	Stowers ..... D28/51
2005/0144783 A1	7/2005	Yiu
2006/0156551 A1	7/2006	Khubani et al.
2010/0095531 A1	4/2010	Akkerman et al.
2018/0071927 A1	3/2018	Kleine Doepke et al.
2018/0290318 A1	10/2018	Khubani et al.
2018/0333875 A1	11/2018	Lau
2019/0320778 A1	10/2019	Moon
2020/0039096 A1	2/2020	Khubani et al.

FOREIGN PATENT DOCUMENTS

BR	302018000816-0001	7/2018
BR	302018000818-0001	7/2018
CN	301688539	9/2011
CN	301903889	5/2012
CN	302125081	10/2012
CN	303482791	12/2015
CN	304185953	6/2017
CN	304186004	6/2017
CN	304334779	10/2017
CN	107379032	11/2017
CN	304416637	12/2017
CN	304446416	1/2018
CN	304457107	1/2018
CN	304501107	2/2018
CN	304506970	2/2018
CN	304516516	2/2018
CN	304621293	5/2018
CN	304644627	5/2018
CN	304696505	6/2018
CN	304700973	6/2018
CN	207639841	7/2018
CN	304739096	7/2018
CN	304764441	8/2018
CN	304814295	9/2018
CN	108673574	10/2018
CN	304851086	10/2018
CN	304883675	11/2018
CN	304889593	11/2018
CN	304964171	12/2018
CN	304970030	12/2018
CN	309497969	12/2018
CN	305077826	3/2019
CN	305449692	11/2019
CN	305583508	1/2020
DE	402017203423	1/2018
EM	001272488-0003	4/2011
EM	001272488-0004	4/2011
EM	001401533-0001	3/2016
EM	004171247-0001	9/2017
EM	004385656-0001	1/2018
EM	004385656-0002	1/2018
EM	004698421-0001	2/2018
EM	004411981-0007	4/2018
EM	005316213-0001	6/2018
EM	005316213-0002	6/2018
EM	005611712-0001	8/2018

EM	005837267-0001	11/2018
EM	005843216-0001	12/2018
EM	005843216-0002	12/2018
EM	006565495-0001	6/2019
EM	006684940-0001	8/2019
GB	6056436	3/2019
IN	313208-001-0001	12/2019
JP	D1437855	3/2012
JP	D1504741	8/2014
JP	D1504917	8/2014
JP	D1611117	8/2018
KR	3020060050934	8/2007
KR	300913973.0000	7/2017
KR	3020170039818	8/2017
KR	300922559.0000	9/2017
KR	3020170041319	9/2017
KR	3020180000186	1/2018
KR	3020180007491	2/2018
RU	00094348	7/2015
WO	WO D049067-001	6/1999
WO	WO 2016/187812	12/2016

OTHER PUBLICATIONS

<https://www.kohls.com/product/prd-4275428/finishing-touch-flawless-face-mermaid-facial-hair-remover.jsp> Finishing touch flawless face mermaid hair remover, www.kohls.com, 1 page, downloaded Sep. 2020, reviewed as early as Mar. 2020.\*  
 www.freakinreviews.cm Finishing Touch Flawless Review, 2 pages, posted on Mar. 8, 2017.  
 Finishing Touch Flawless Brows, www.amazon.com, 1 page, (Year: 2018).  
 www.amazon.com, Bangbreak—Eyebrow Hair Remover, Customer Review (Daisy Lumahan), “Say ‘No’ to Ouch and save money going to the salon use this Laser hair removal,” Dec. 28, 2018.  
 www.amazon.com, BESTIDY Women’s Brows, Customer Review (Ashley K), “Used product. Do not recommend,” Oct. 10, 2018.

\* cited by examiner

*Primary Examiner* — Jennifer Rivard  
 (74) *Attorney, Agent, or Firm* — Womble Bond Dickinson (US) LLP

(57) **CLAIM**

The ornamental design for a hair removal device, as shown and described.

**DESCRIPTION**

FIG. 1 is a front perspective view of a first embodiment of a hair removal device of the present invention showing our new design, the hair removal device being in a first configuration and containing movable particles;  
 FIG. 2 is a front view of the hair removal device;  
 FIG. 3 is a back view of the hair removal device;  
 FIG. 4 is a first side view of the hair removal device, the hair removal device being in a second configuration;  
 FIG. 5 is a second side view of the hair removal device, the hair removal device being rotated on its vertical axis 180 degrees relative to FIG. 4 so as to be in the first configuration and show the transitory state of the movable particles;  
 FIG. 6 is a further illustration of the second side view of the hair removal device showing a further transitory state of the movable particles;  
 FIG. 7 is still a further illustration of the second side view of the hair removal device showing a still further transitory state of the movable particles;  
 FIG. 8 is a top plan view of the hair removal device;  
 FIG. 9 is a bottom plan view of the hair removal device;

FIG. 10 is a front perspective view of a second embodiment of a hair removal device of the present invention showing our new design, the hair removal device being in a first configuration and containing color contrasted movable particles;

FIG. 11 is a front view of the hair removal device;

FIG. 12 is a back view of the hair removal device;

FIG. 13 is a first side view of the hair removal device, the hair removal device being in a second configuration;

FIG. 14 is a second side view of the hair removal device, the hair removal device being rotated on its vertical axis 180 degrees relative to FIG. 13 so as to be in the first configuration and show the transitory state of the movable particles;

FIG. 15 is a further illustration of the second side view of the hair removal device showing a further transitory state of the movable particles;

FIG. 16 is still a further illustration of the second side view of the hair removal device showing a still further transitory state of the movable particles;

FIG. 17 is a top plan view of the hair removal device;

FIG. 18 is a bottom plan view of the hair removal device;

FIG. 19 is a front perspective view of a third embodiment of a hair removal device of the present invention showing our new design, the hair removal device being in a first configuration and containing movable particles;

FIG. 20 is a front view of the hair removal device;

FIG. 21 is a back view of the hair removal device;

FIG. 22 is a first side view of the hair removal device, the hair removal device being in a second configuration;

FIG. 23 is a second side view of the hair removal device, the hair removal device being rotated on its vertical axis 180 degrees relative to FIG. 22 so as to be in the first configuration and show the transitory state of the movable particles;

FIG. 24 is a further illustration of the second side view of the hair removal device showing a further transitory state of the movable particles;

FIG. 25 is still a further illustration of the second side view of the hair removal device showing a still further transitory state of the movable particles;

FIG. 26 is a top plan view of the hair removal device;

FIG. 27 is a bottom plan view of the hair removal device;

FIG. 28 is a front perspective view of a fourth embodiment of a hair removal device of the present invention showing our new design, the hair removal device being in a first configuration and containing color contrasted movable particles;

FIG. 29 is a front view of the hair removal device;

FIG. 30 is a back view of the hair removal device;

FIG. 31 is a first side view of the hair removal device, the hair removal device being in a second configuration;

FIG. 32 is a second side view of the hair removal device, the hair removal device being rotated on its vertical axis 180 degrees relative to FIG. 31 so as to be in the first configuration and show the transitory state of the movable particles;

FIG. 33 is a further illustration of the second side view of the hair removal device showing a further transitory state of the movable particles;

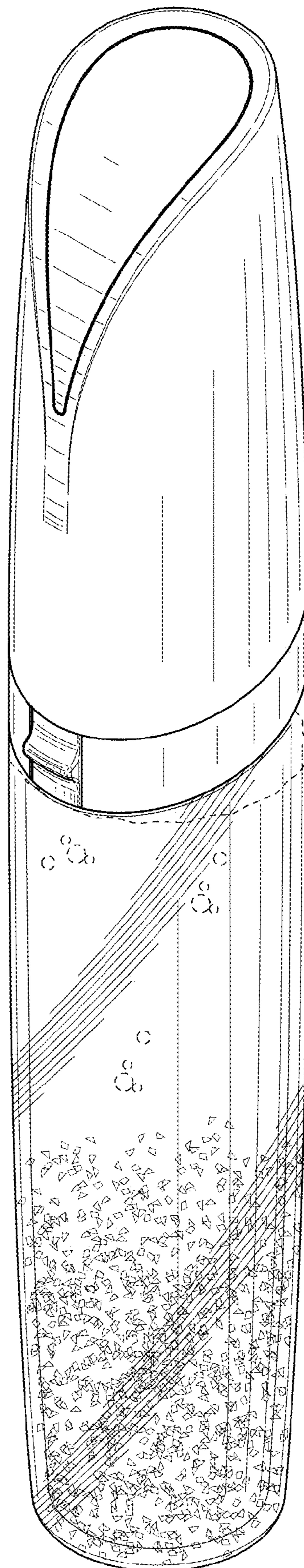
FIG. 34 is still a further illustration of the second side view of the hair removal device showing a still further transitory state of the movable particles;

FIG. 35 is a top plan view of the hair removal device; and,

FIG. 36 is a bottom plan view of the hair removal device.

The subject matter in this patent includes a process or period in which movable particles change from one position into another position. This process or period forms no part of the claimed design. The broken lines shown herein illustrate portions of the hair removal device and form no part of the claimed design. The black shading shown herein represents a color contrast.

**1 Claim, 28 Drawing Sheets**



**FIG. 1**

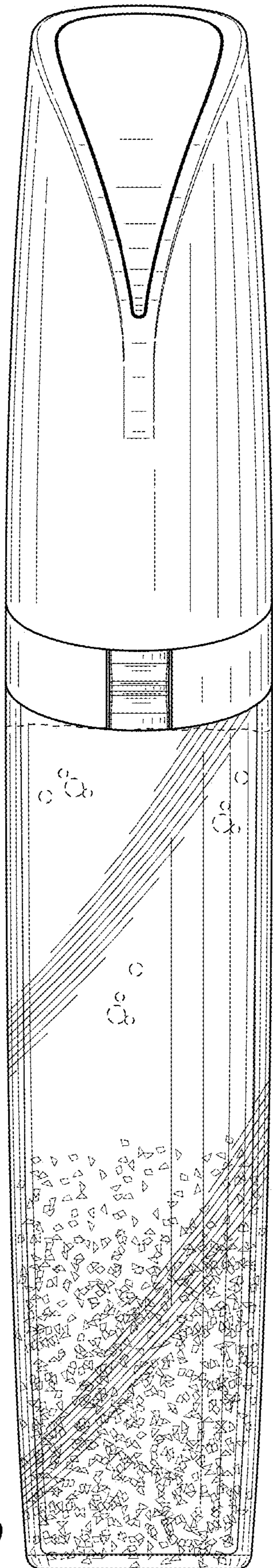


FIG. 2

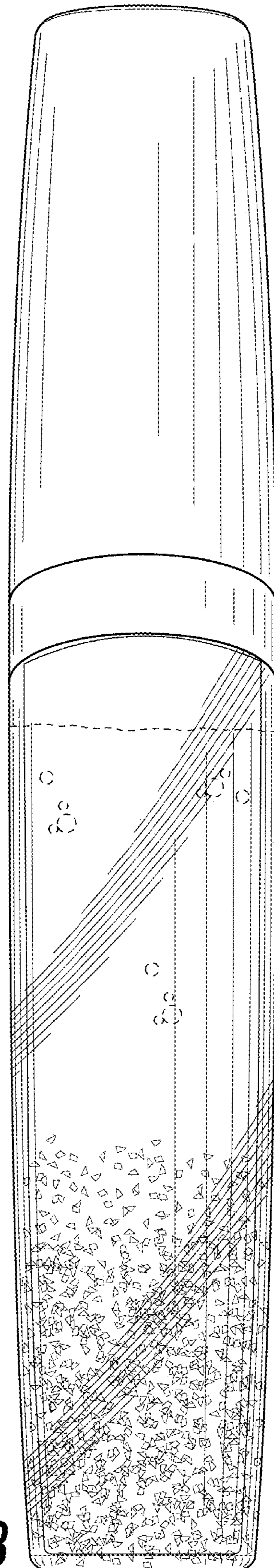
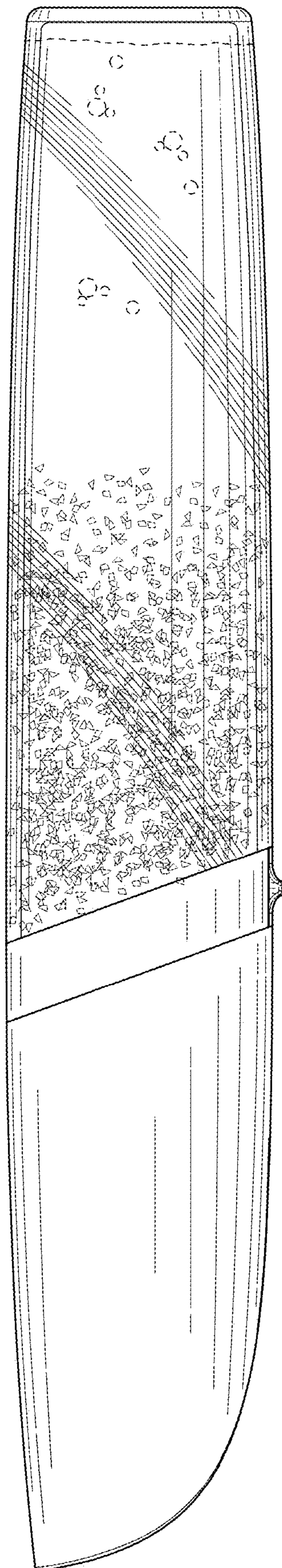
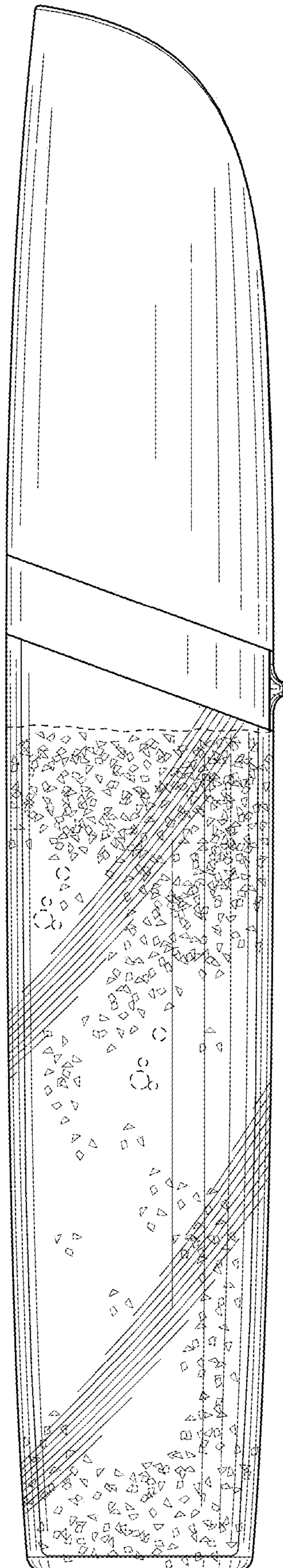


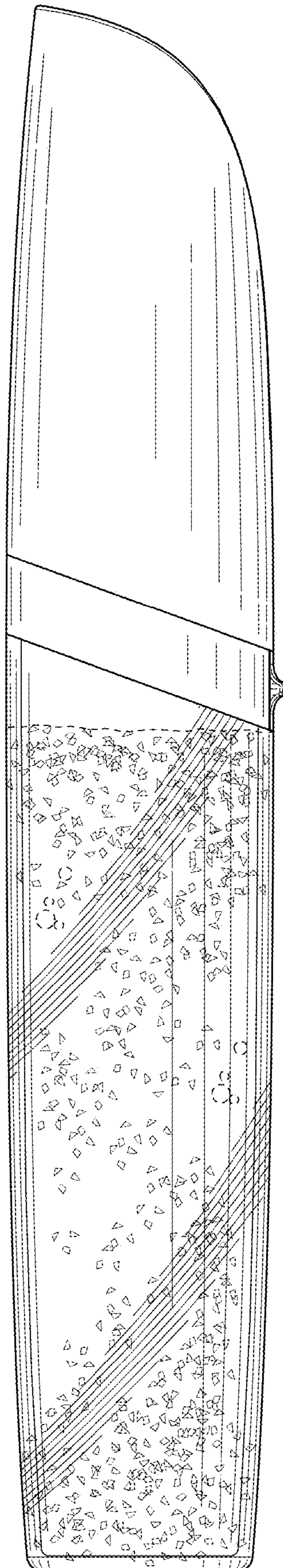
FIG. 3



**FIG. 4**

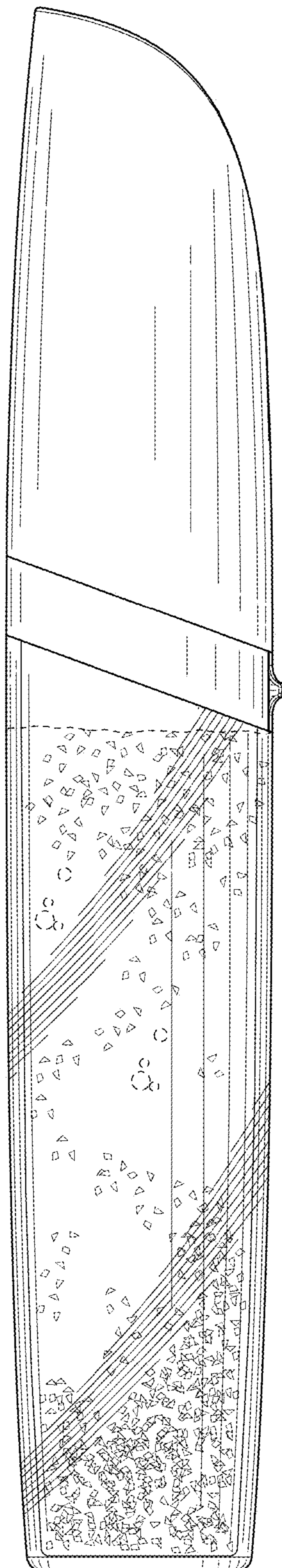


**FIG. 5**

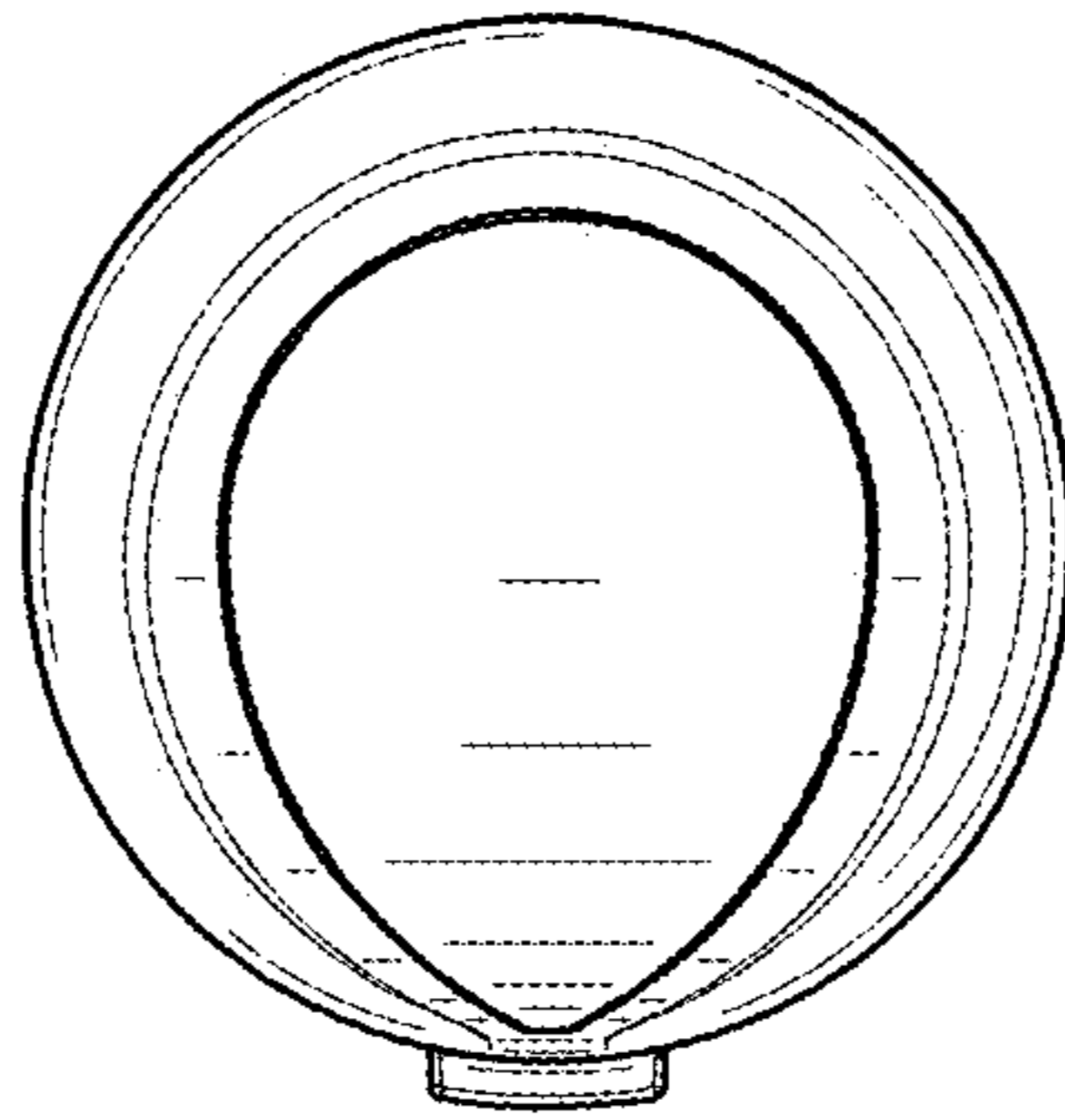


**FIG. 6**

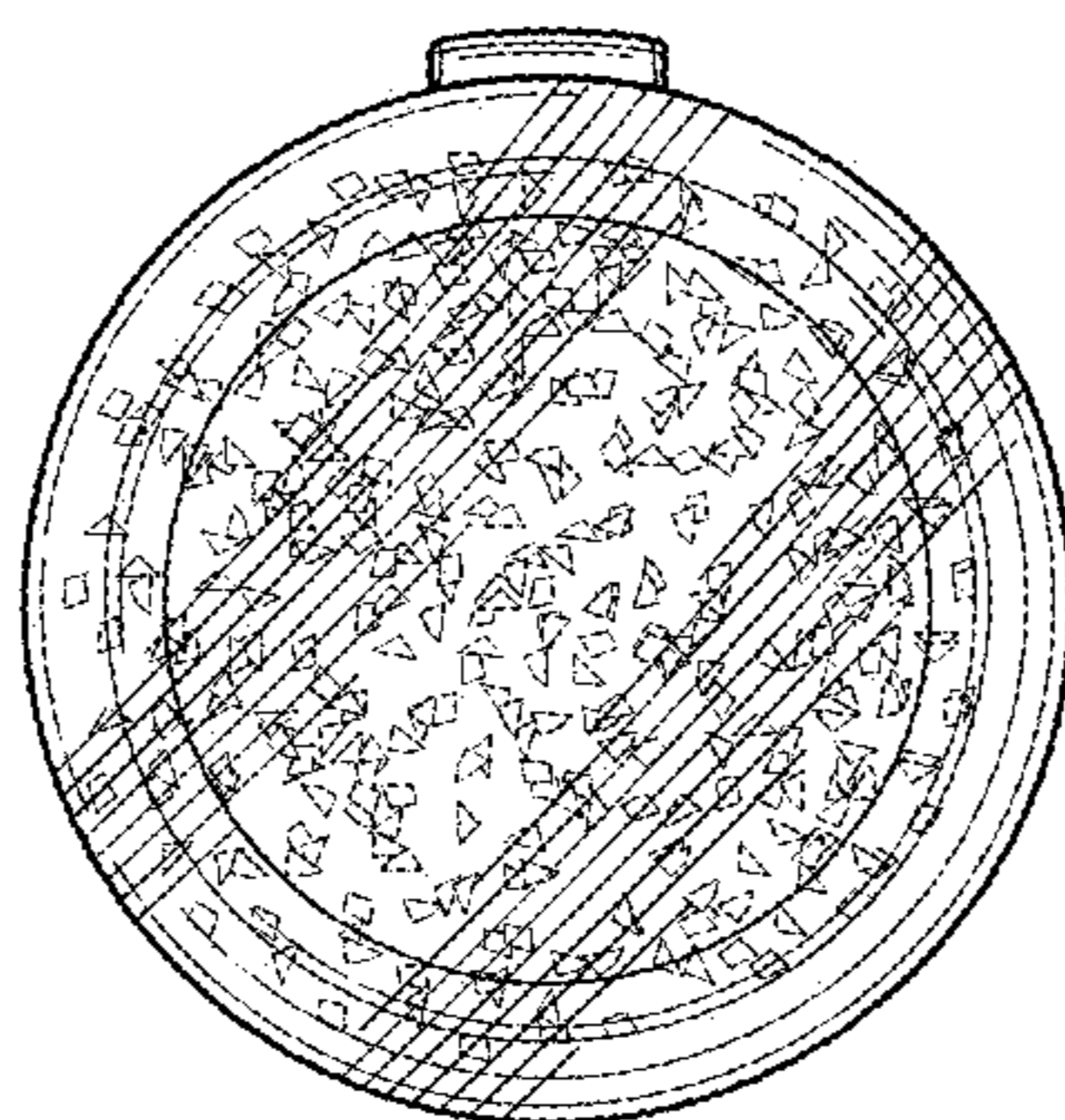




**FIG. 7**



**FIG. 8**



**FIG. 9**

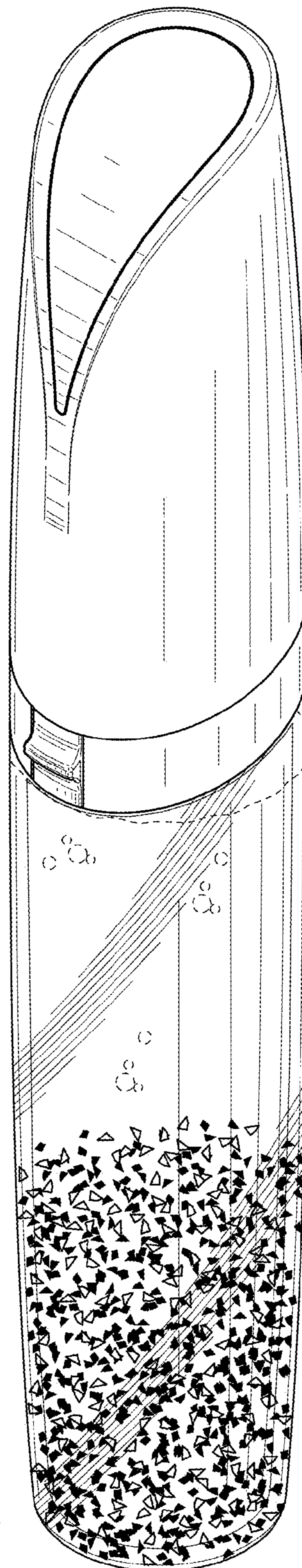


FIG. 10

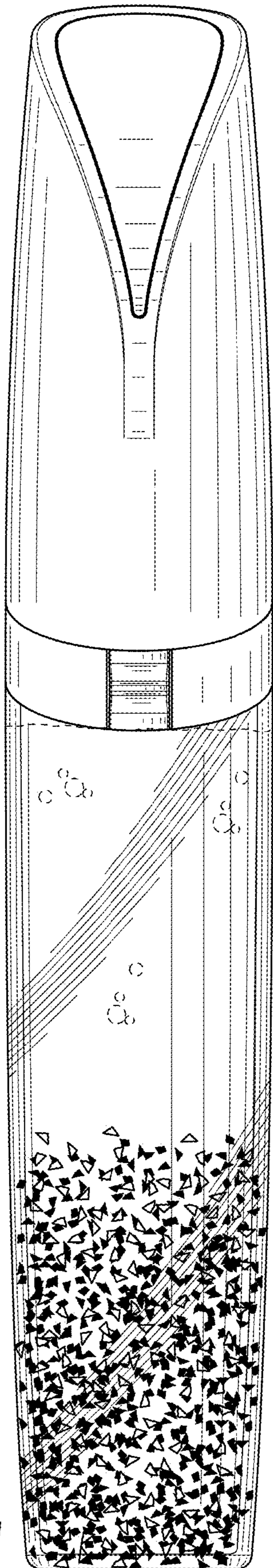


FIG. 11

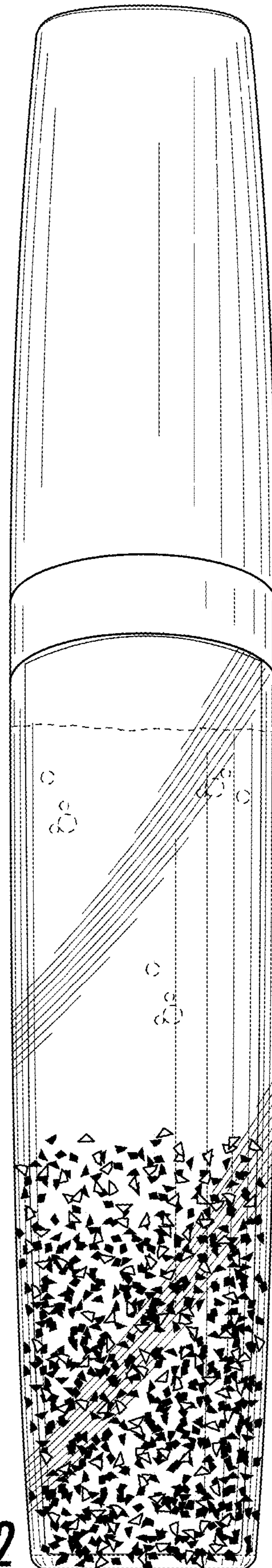


FIG. 12




FIG. 13

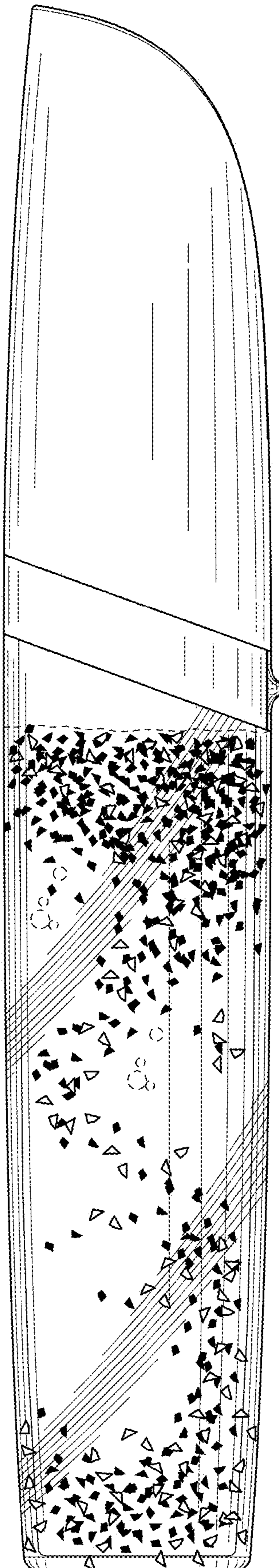


FIG. 14

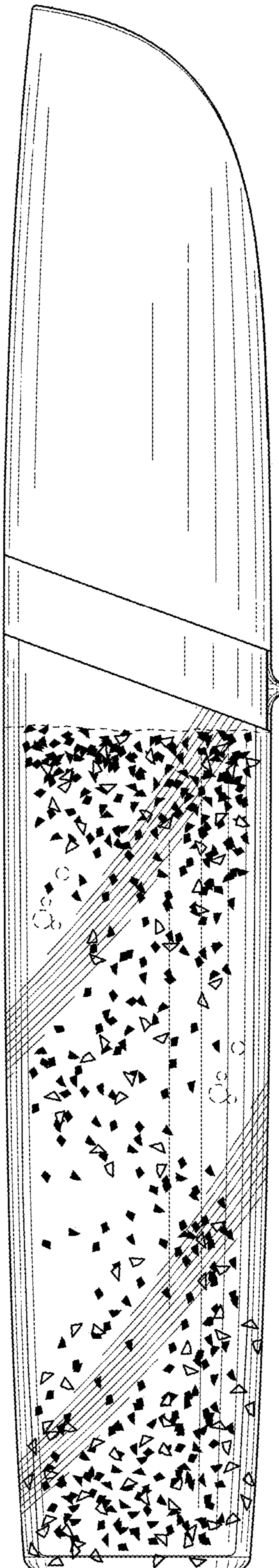


FIG. 15

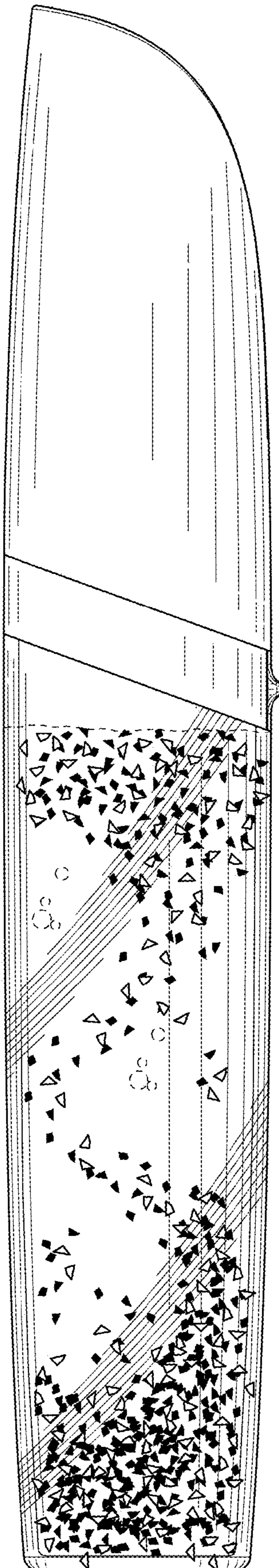
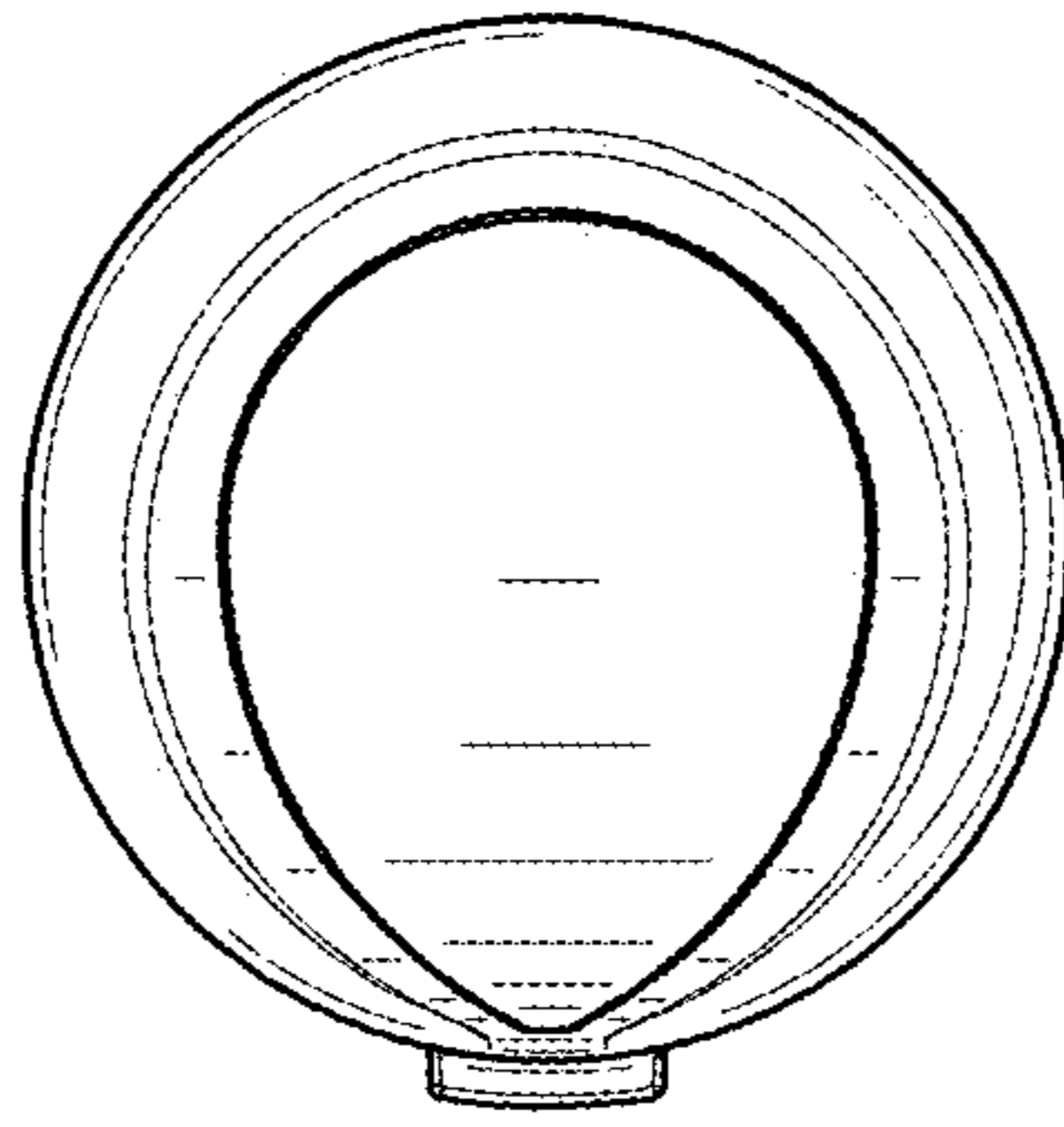
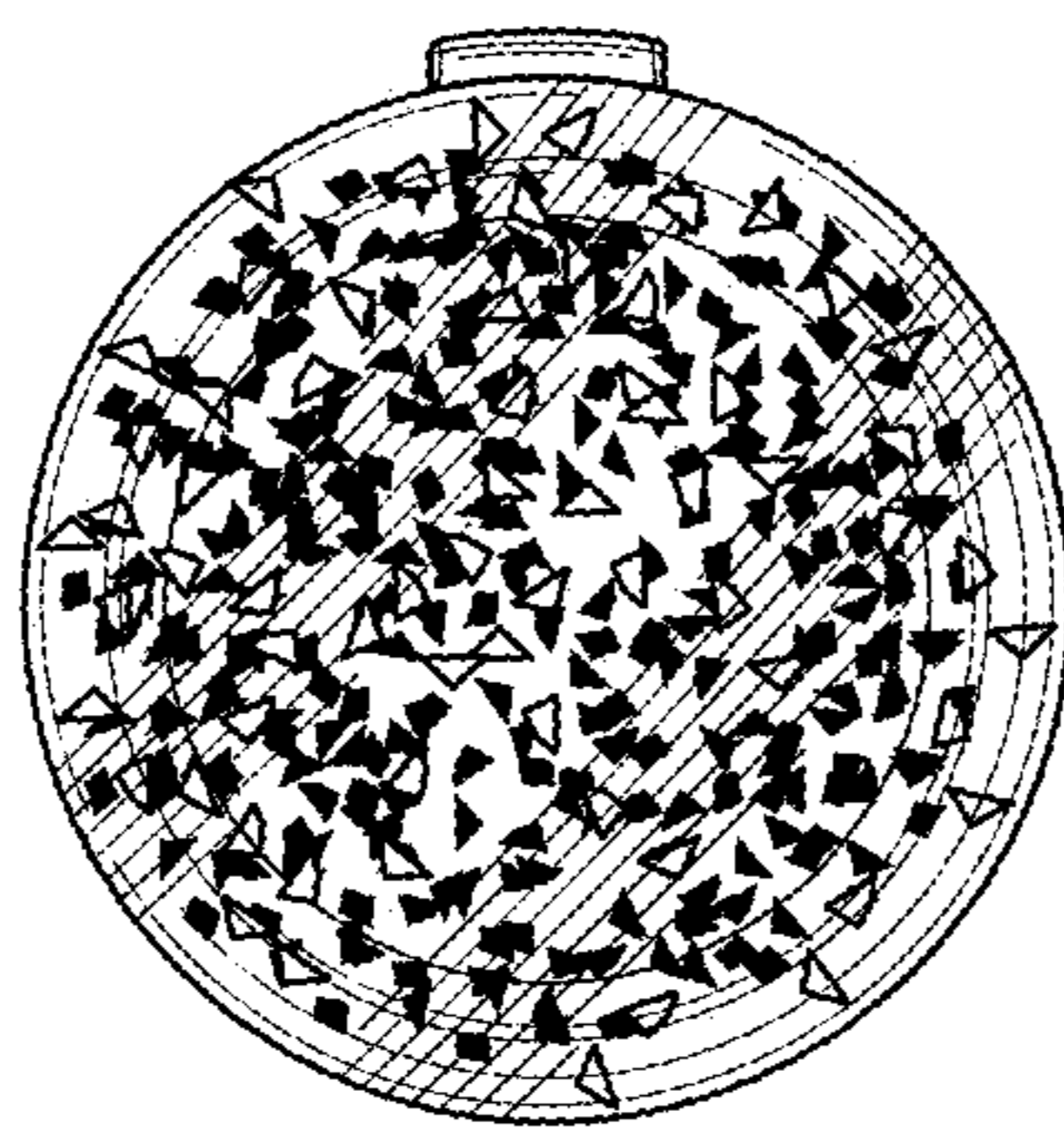


FIG. 16

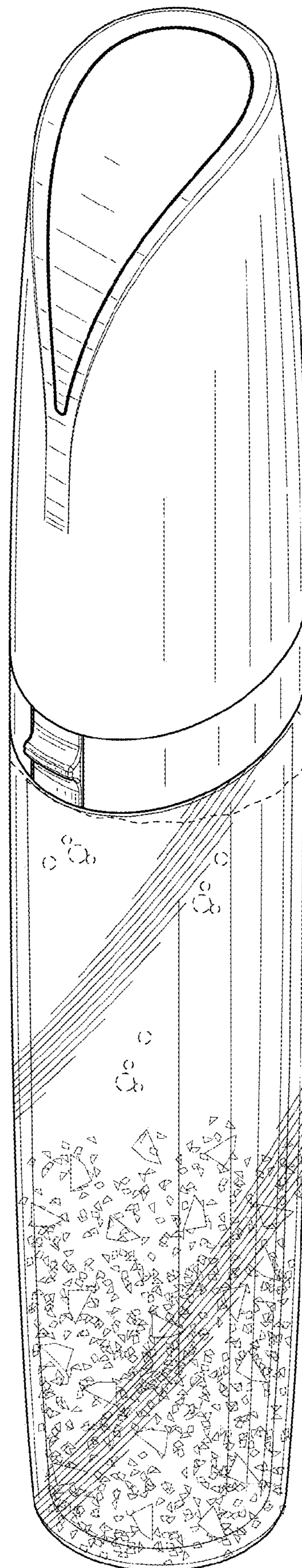




**FIG. 17**



**FIG. 18**



**FIG. 19**

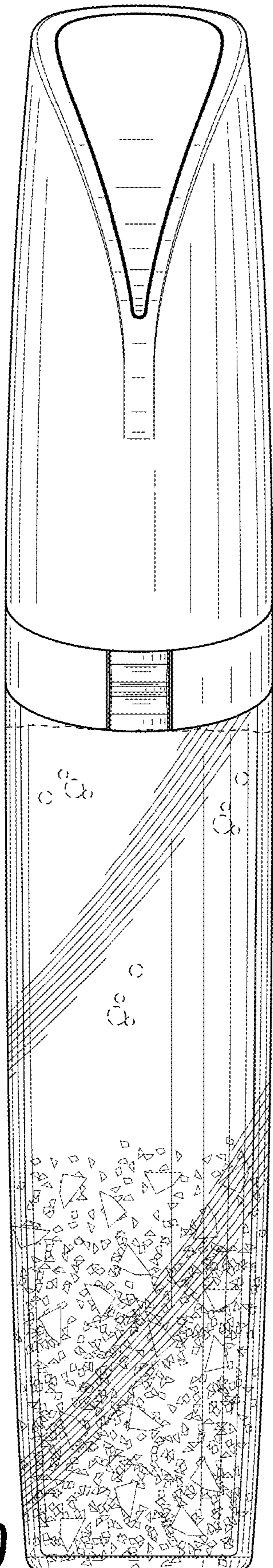


FIG. 20

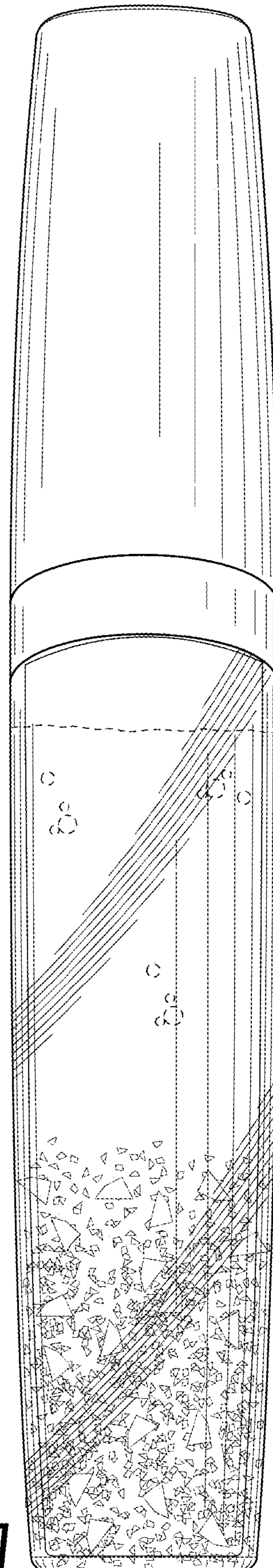


FIG. 21

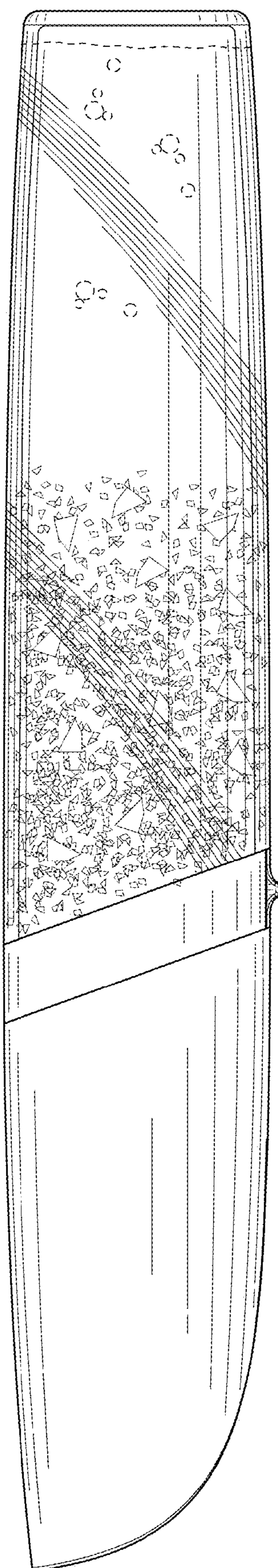
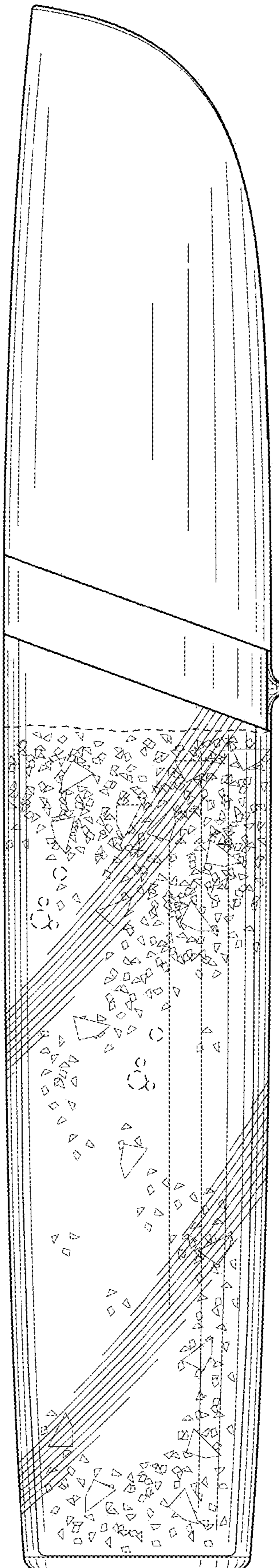


FIG. 22



**FIG. 23**

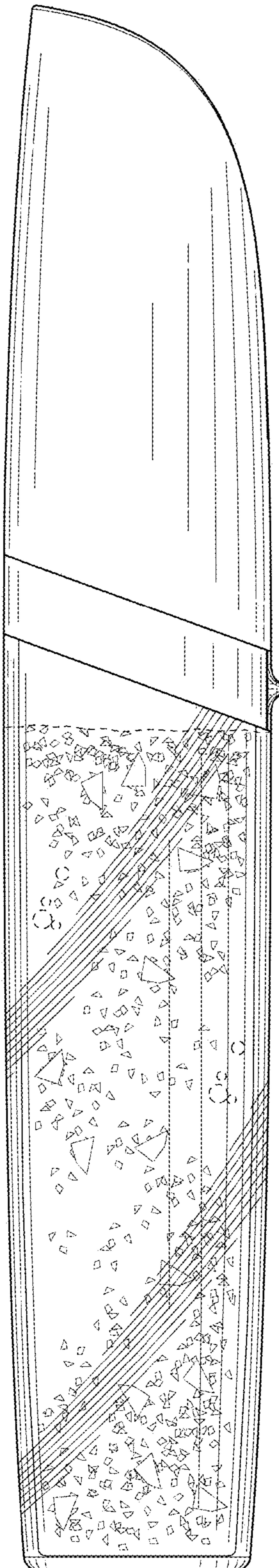


FIG. 24

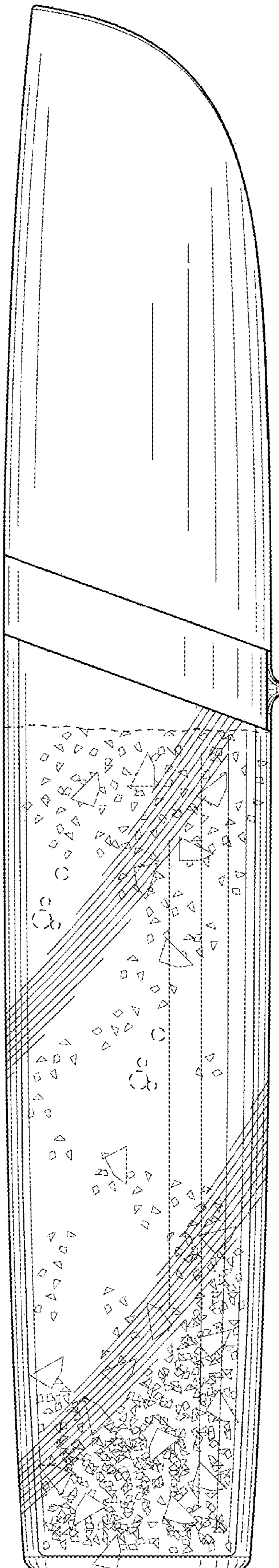
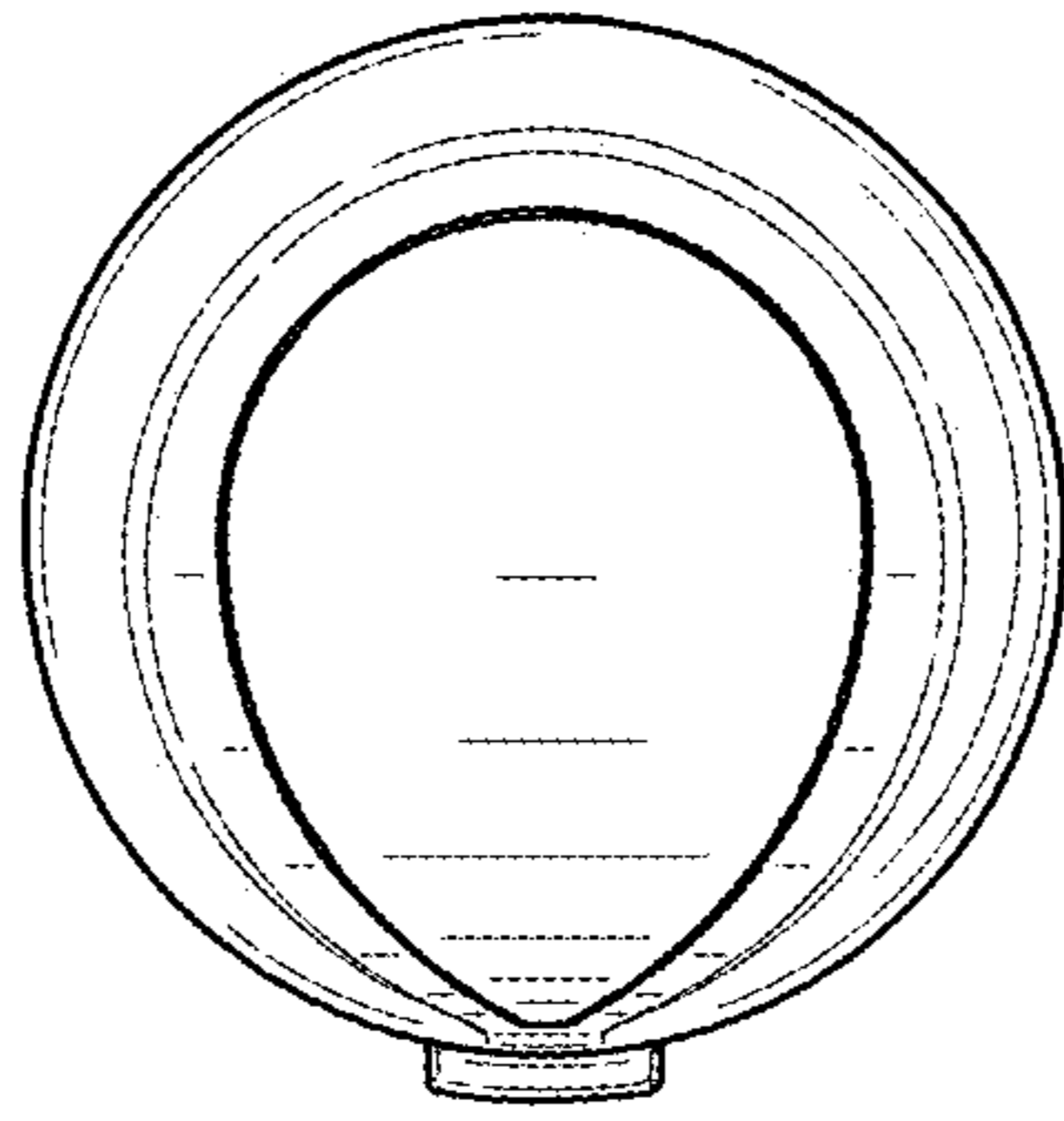
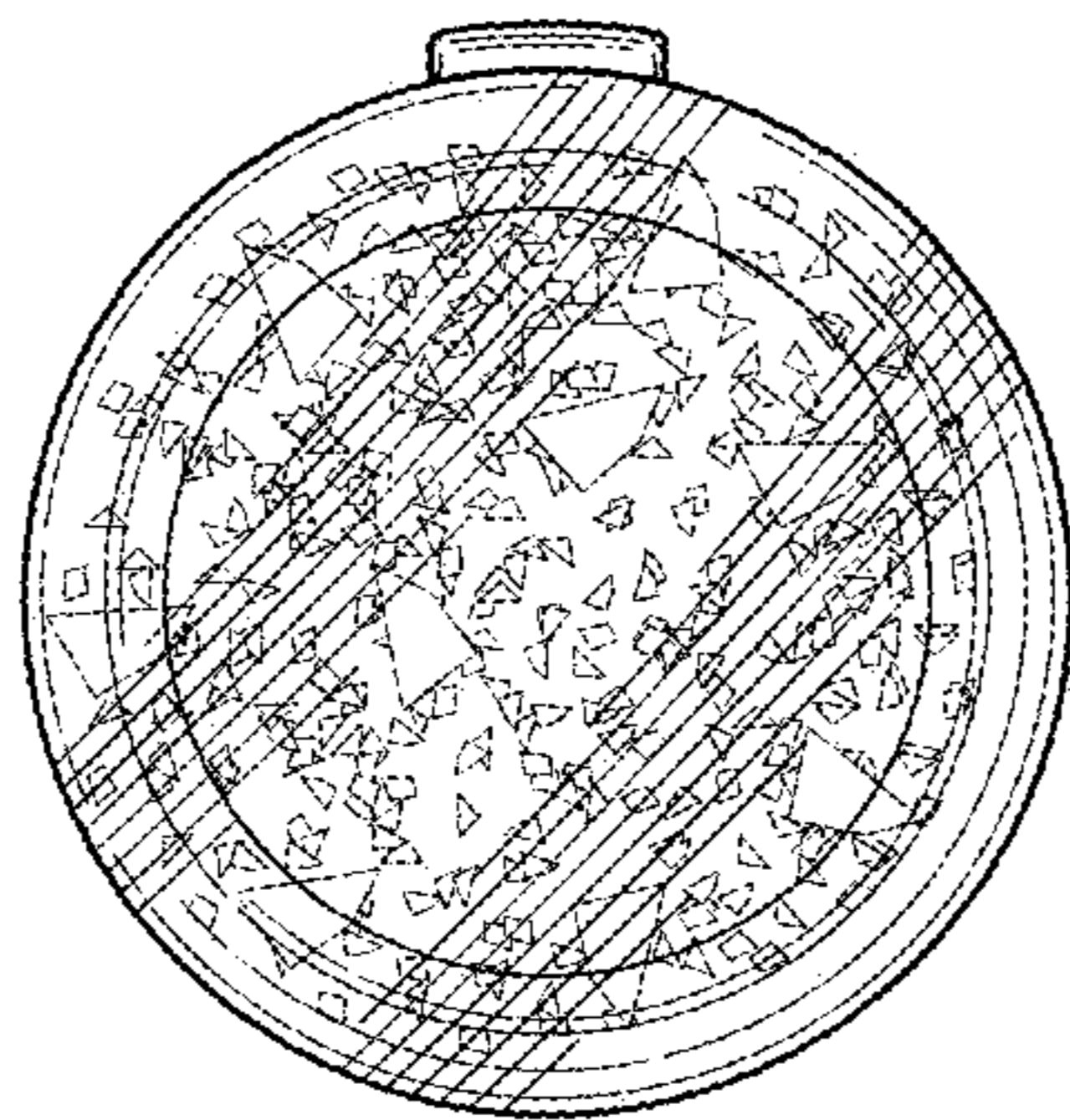


FIG. 25



**FIG. 26**



**FIG. 27**



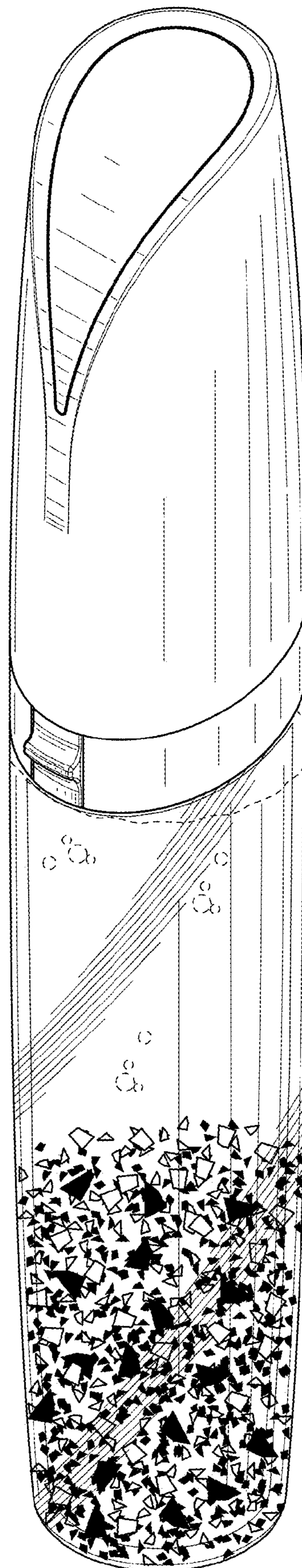


FIG. 28

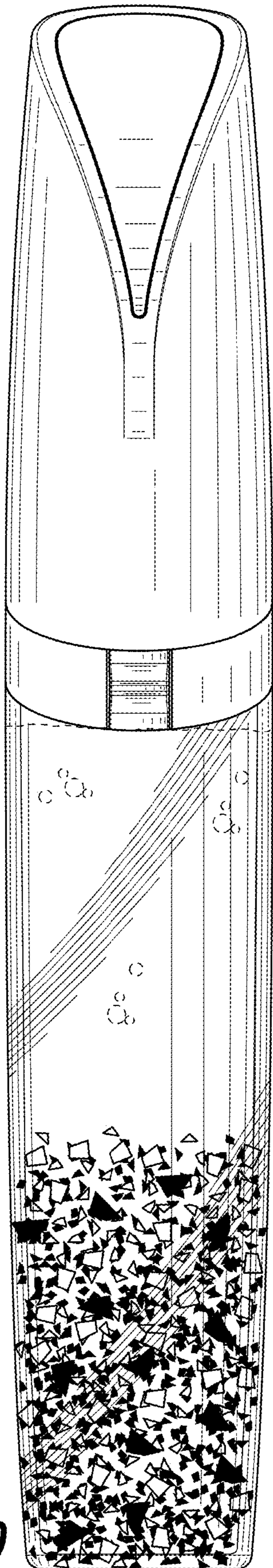


FIG. 29

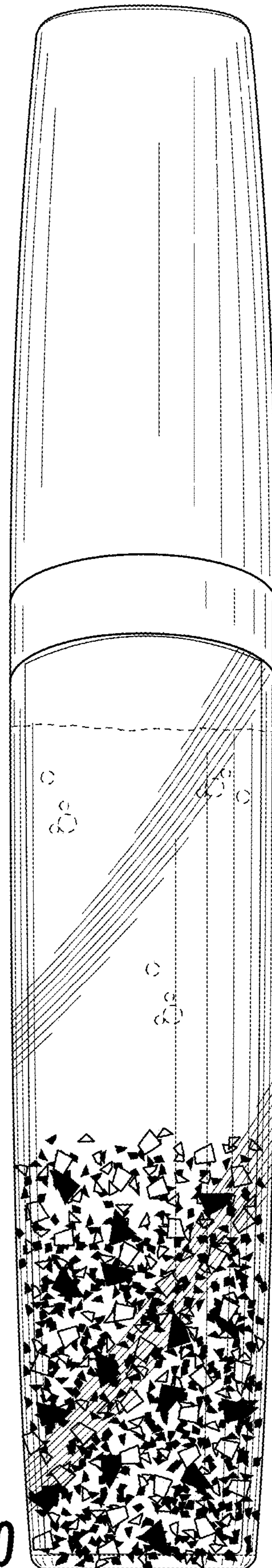



FIG. 30



**FIG. 31**

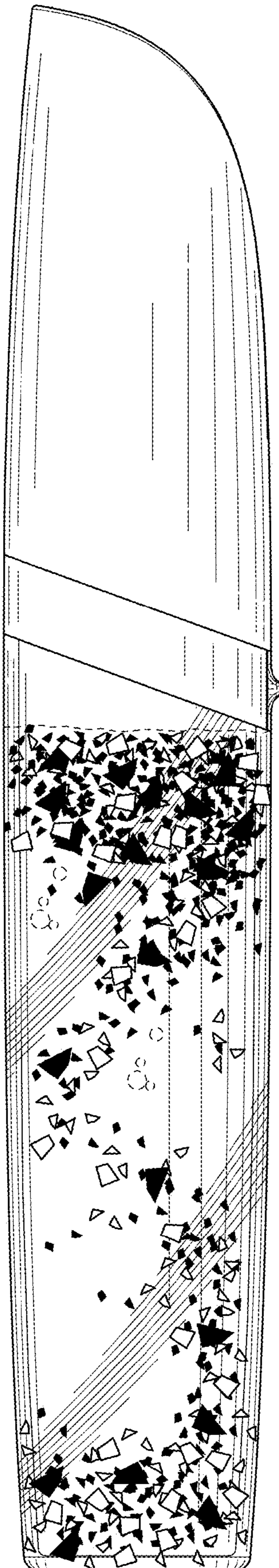


FIG. 32

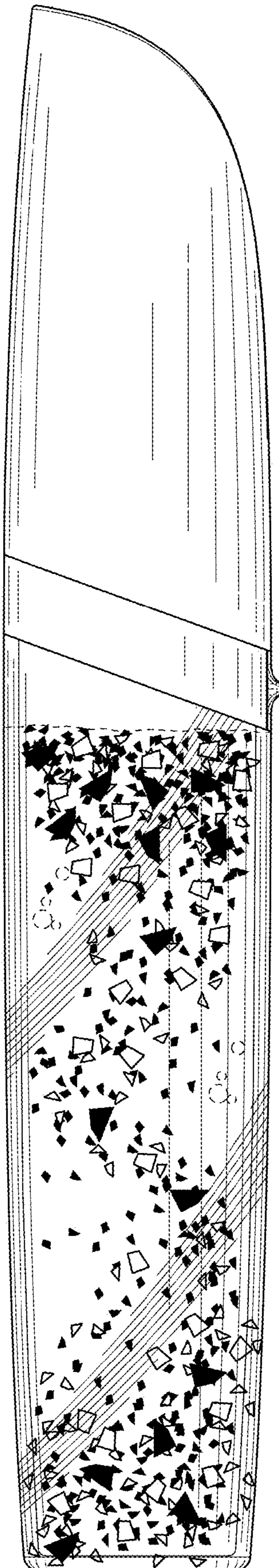


FIG. 33

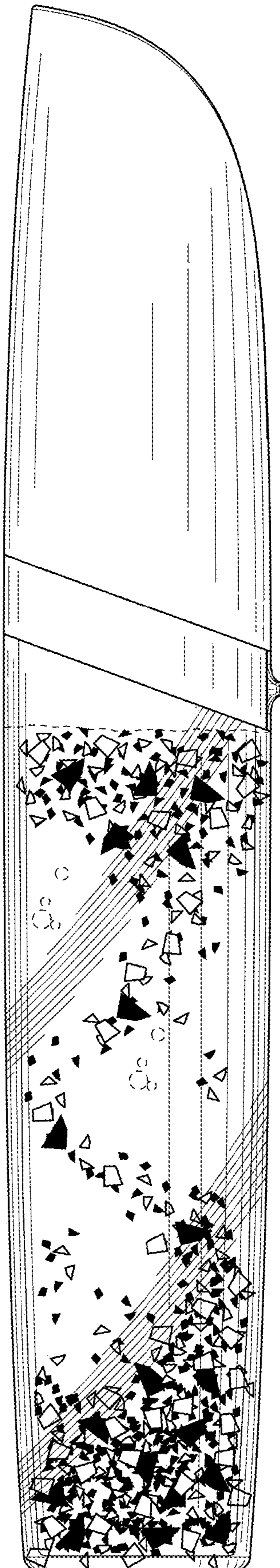
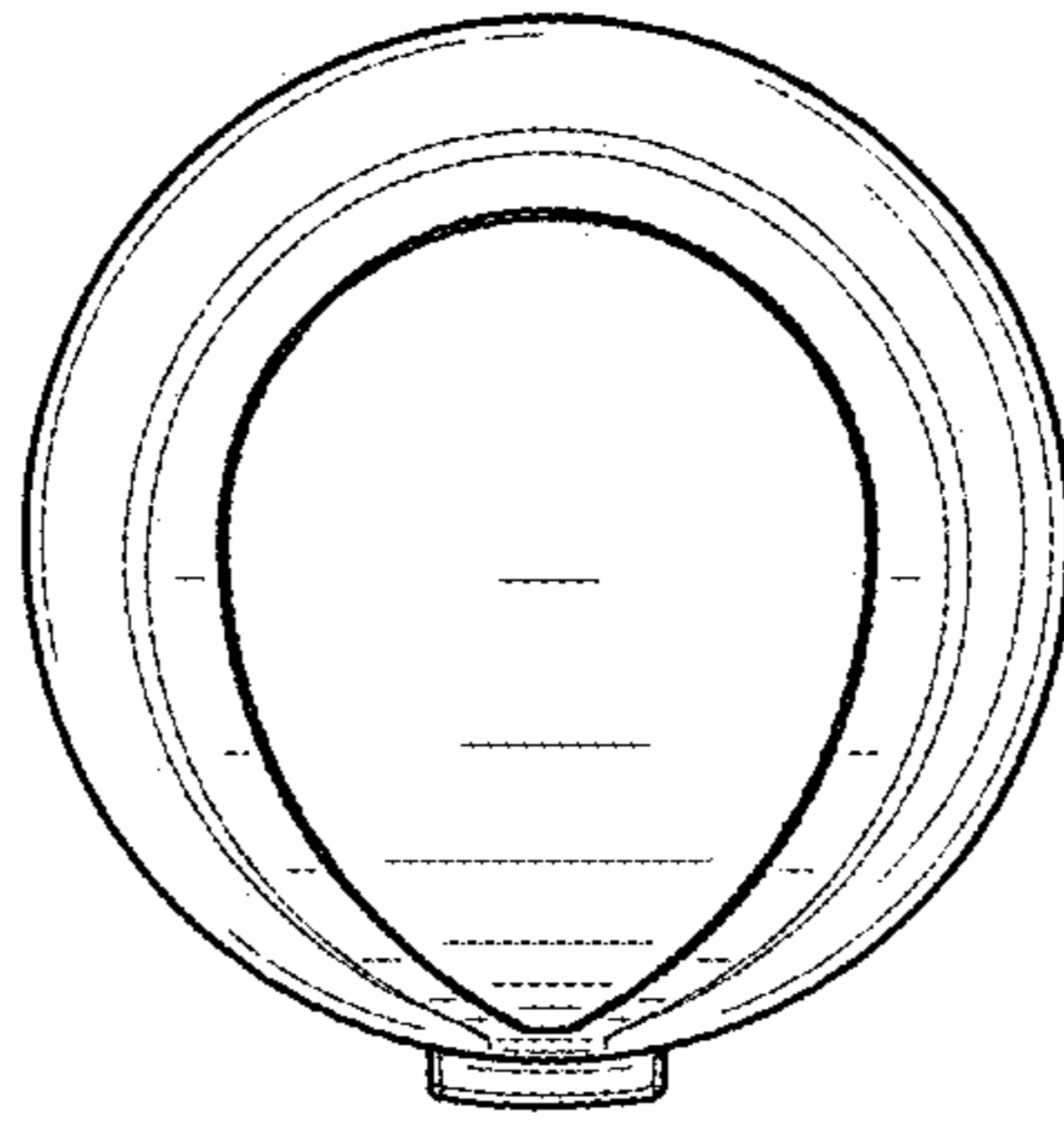
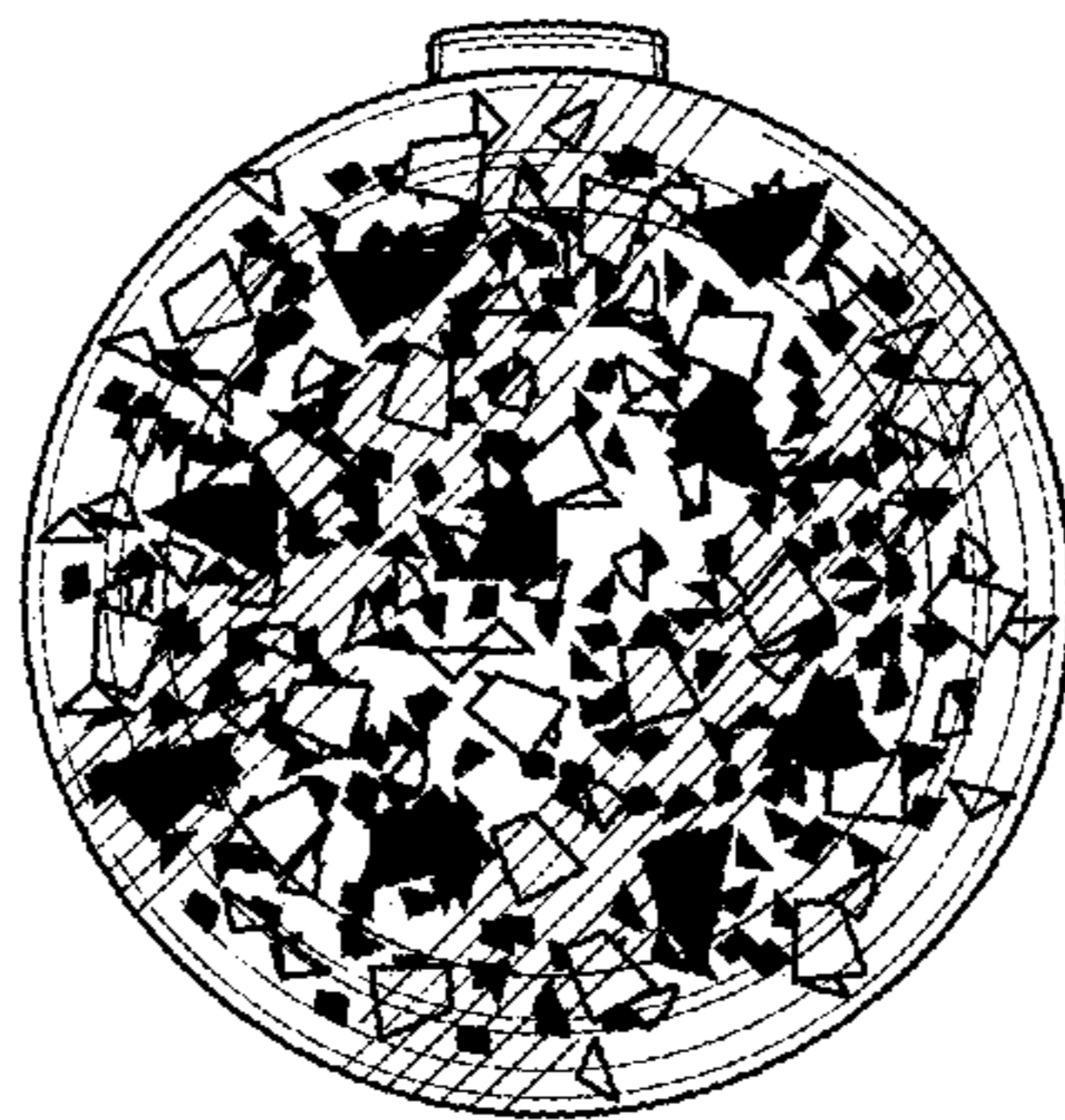


FIG. 34



**FIG. 35**



**FIG. 36**