

US00D945702S

(12) **United States Design Patent** (10) **Patent No.:** **US D945,702 S**  
**José Ceva** (45) **Date of Patent:** **\*\* Mar. 8, 2022**

(54) **HAIR DRYER** 33/02; A45D 33/18; A45D 33/24; A45D 34/00; A45D 34/042; A45D 40/0068; A45D 40/023; A45D 40/267; A45D 40/28; A45D 44/002  
(71) Applicant: **GA.MA S.R.L. UNIPERSONALE**, Bologna (IT)  
(72) Inventor: **Carlos José Ceva**, San Isidro (AR)  
(\*\*) Term: **15 Years**  
See application file for complete search history.

(21) Appl. No.: **35/510,395**

(22) Filed: **Sep. 1, 2020**

(80) **Hague Agreement Data**

Int. Filing Date: **Sep. 1, 2020**  
Int. Reg. No.: **DM/210321**  
Int. Reg. Date: **Sep. 1, 2020**  
Int. Reg. Pub. Date: **Sep. 25, 2020**

(51) **LOC (13) Cl.** ..... **28-03**

(52) **U.S. Cl.**  
USPC ..... **D28/13**

(58) **Field of Classification Search**  
USPC ..... D28/10, 13, 35, 37, 38; D9/503, 529, D9/556, 682, 686, 687, 689, 693, 674, D9/727, 745  
CPC ..... A45D 34/04; A45D 40/04; A45D 44/005; A45D 2034/005; A45D 2044/007; A45D 2200/155; A45D 40/26; A45D 40/265; A45D 2200/25; A45D 34/041; A45D 40/06; A45D 40/065; A45D 40/24; A45D 2040/0012; A45D 2040/0025; A45D 2040/0062; A45D 2200/05; A45D 29/00; A45D 34/045; A45D 34/046; A45D 40/00; A45D 40/262; A45D 44/00; A45D 2029/008; A45D 2034/002; A45D 2040/0006; A45D 2040/208; A45D 2200/051; A45D 2200/053; A45D 2200/055; A45D 2200/057; A45D 2200/10; A45D 2200/1054; A45D 2200/15; A45D 2200/20; A45D 2200/202; A45D 2200/205; A45D 29/007; A45D 29/06; A45D 29/14; A45D 29/20; A45D 29/22; A45D 33/00; A45D 33/006; A45D

(56) **References Cited**

U.S. PATENT DOCUMENTS

|           |   |   |         |          |       |                        |
|-----------|---|---|---------|----------|-------|------------------------|
| D248,048  | S | * | 5/1978  | Cousins  | ..... | D28/13                 |
| 4,132,360 | A | * | 1/1979  | Lee, Jr. | ..... | A45D 20/124<br>239/383 |
| D257,492  | S | * | 11/1980 | Cousins  | ..... | D28/13                 |
| D290,174  | S | * | 6/1987  | Tsuji    | ..... | D28/13                 |
| 4,903,416 | A | * | 2/1990  | Levin    | ..... | A45D 1/02<br>126/401   |
| D341,302  | S | * | 11/1993 | Ware     | ..... | D8/29.1                |
| D537,565  | S | * | 2/2007  | Shin     | ..... | D28/13                 |
| D577,861  | S | * | 9/2008  | Leung    | ..... | D28/13                 |
| D580,594  | S | * | 11/2008 | Leung    | ..... | D28/13                 |
| D715,996  | S | * | 10/2014 | Dyson    | ..... | A45D 20/12<br>D28/13   |
| D782,733  | S | * | 3/2017  | Smith    | ..... | D28/13                 |

(Continued)

*Primary Examiner* — Khawaja Anwar  
(74) *Attorney, Agent, or Firm* — Maier & Maier, PLLC

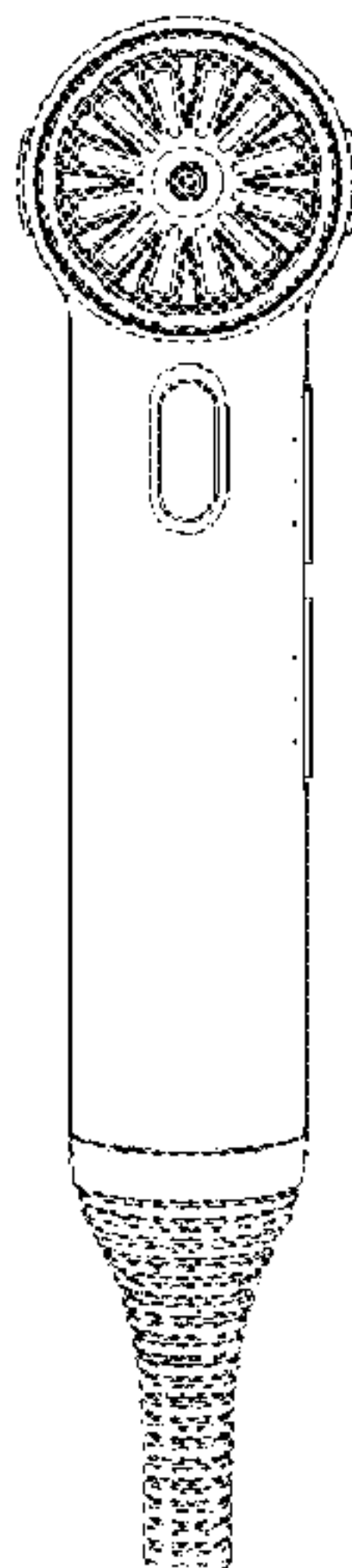
(57) **CLAIM**

The ornamental design for a hair dryer, as shown and described.

**DESCRIPTION**

1. Hair dryer  
Fig 1.1 is a front view of a hair dryer;  
Fig 1.2 is a rear view of the hair dryer;  
Fig 1.3 is a left side view of the hair dryer;  
Fig 1.4 is a right side view of the hair dryer;  
Fig 1.5 is a top view of the hair dryer;  
Fig 1.6 is a bottom view of the hair dryer; and,  
Fig 1.7 is a front perspective view of the hair dryer.  
The broken lines in Fig 1.2 illustrate portions of the hair dryer and form no part of the claimed design.

**1 Claim, 7 Drawing Sheets**



(56)

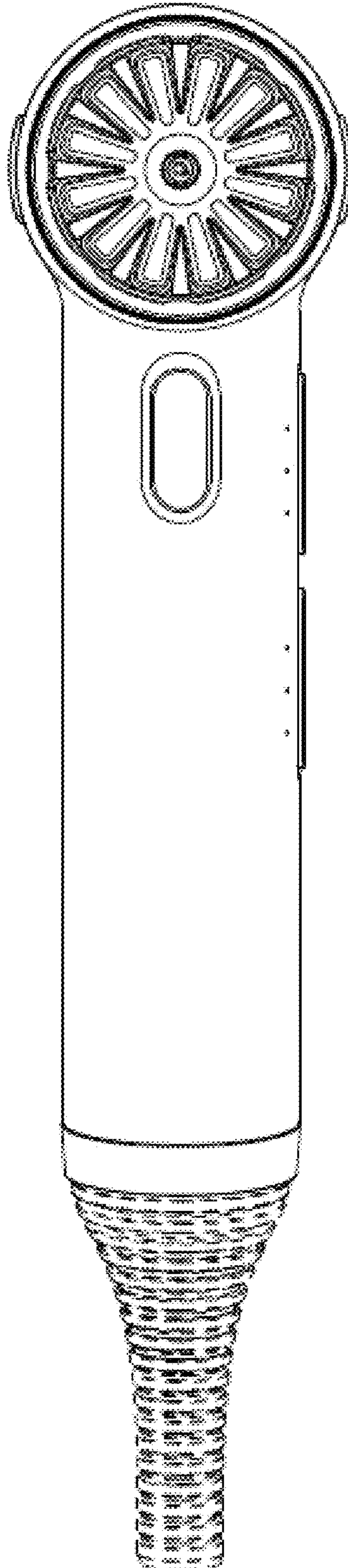
**References Cited**

U.S. PATENT DOCUMENTS

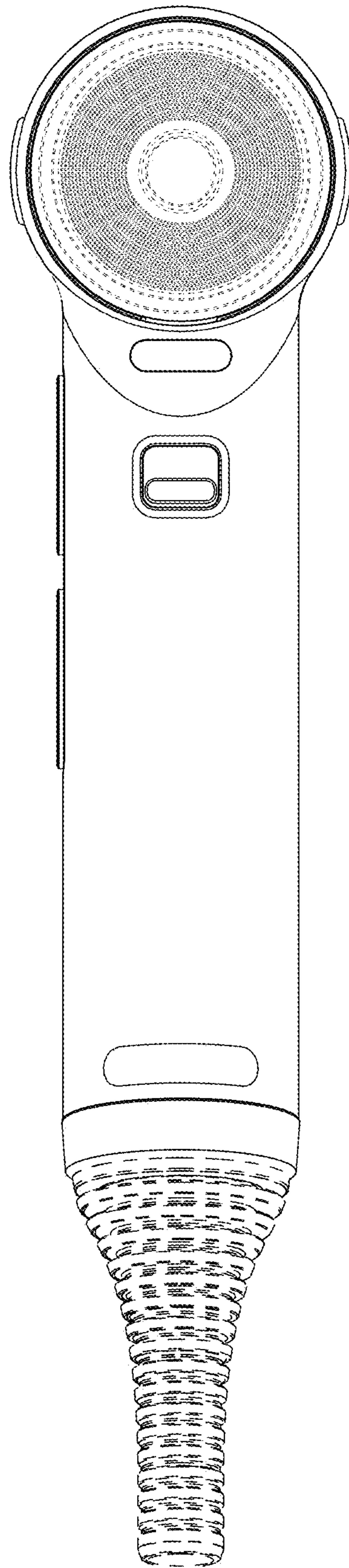
D859,738 S \* 9/2019 Huang ..... D28/13  
D894,484 S \* 8/2020 Huang ..... D28/13

\* cited by examiner

# 1.1

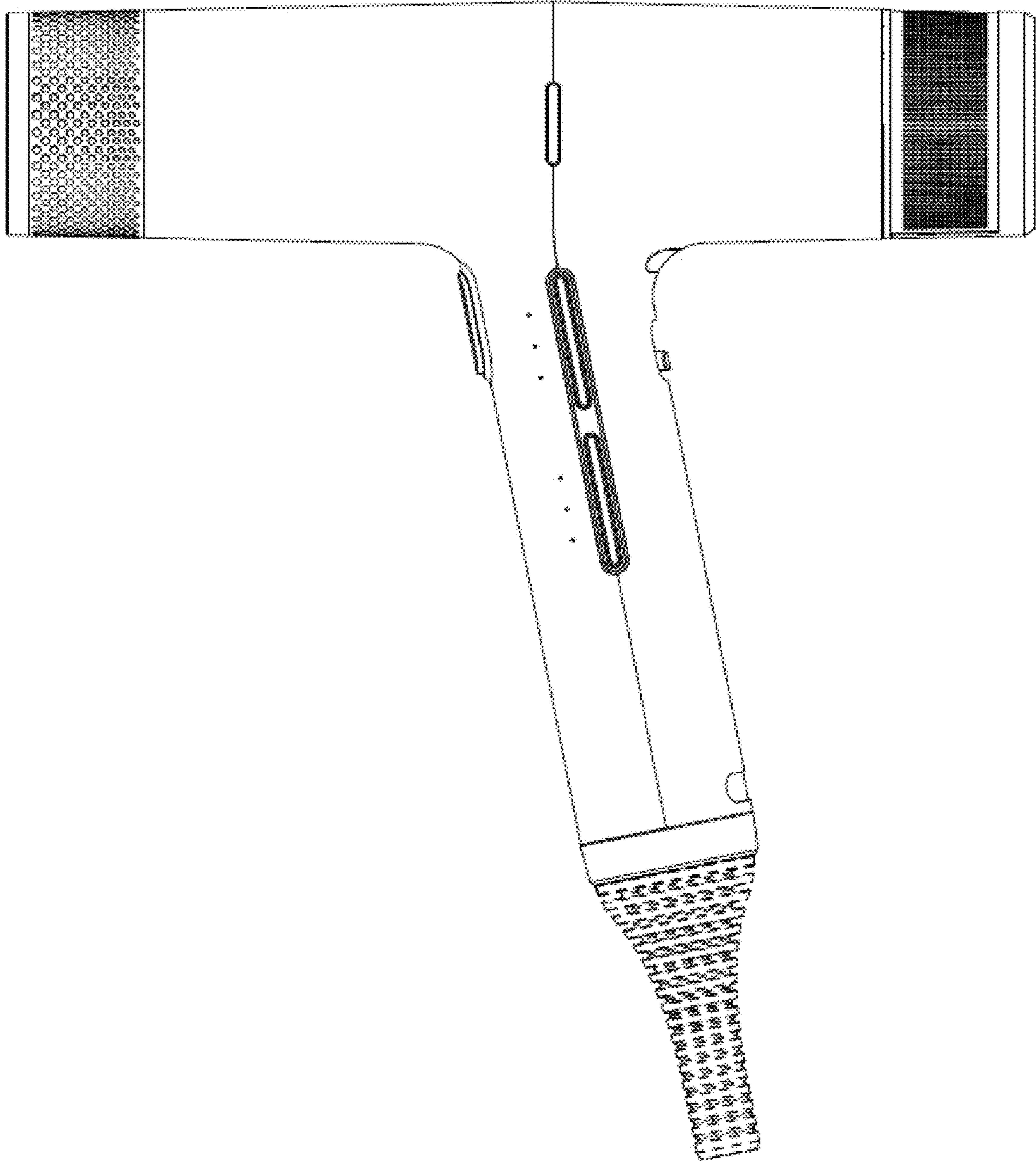


1.2

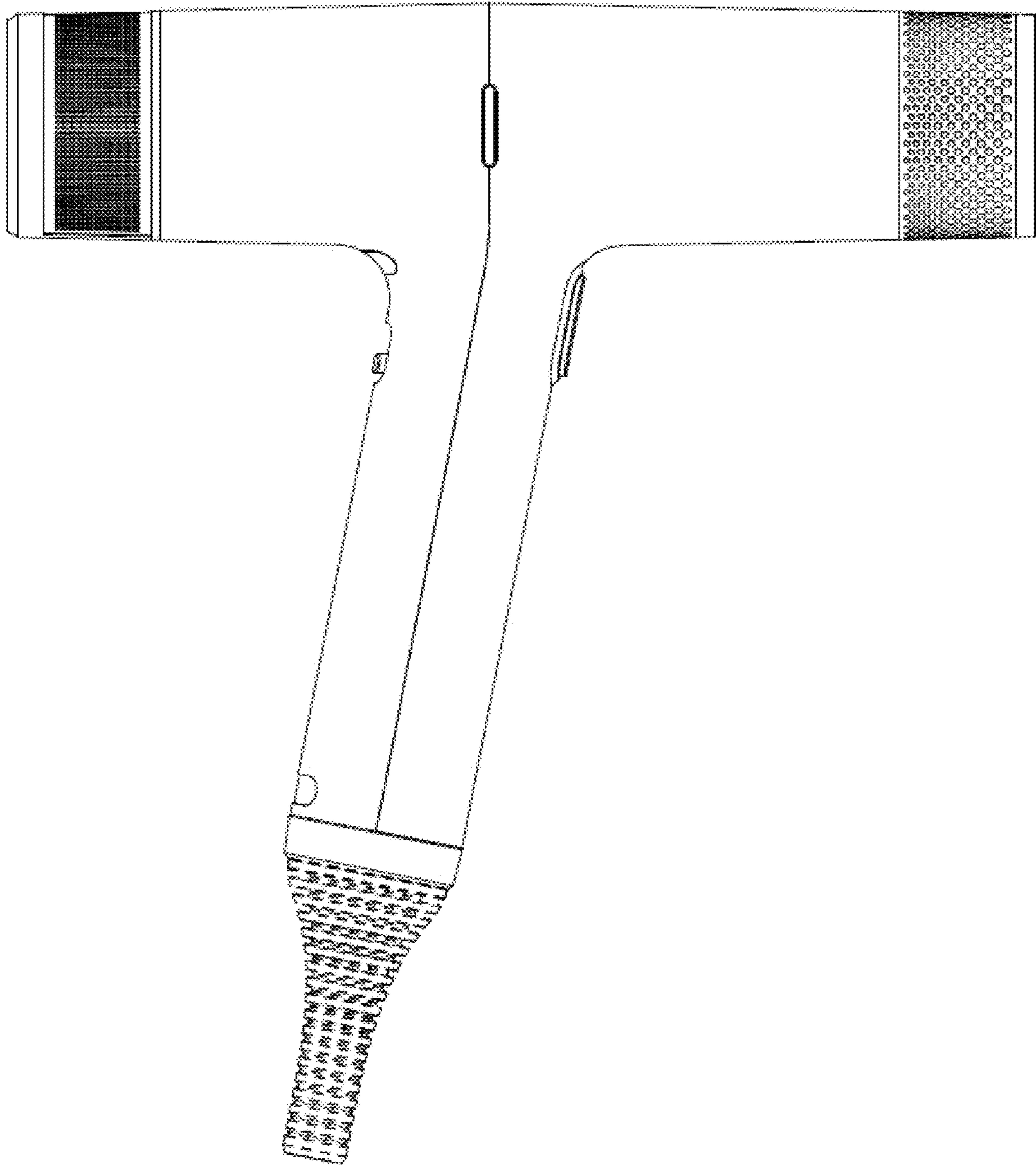




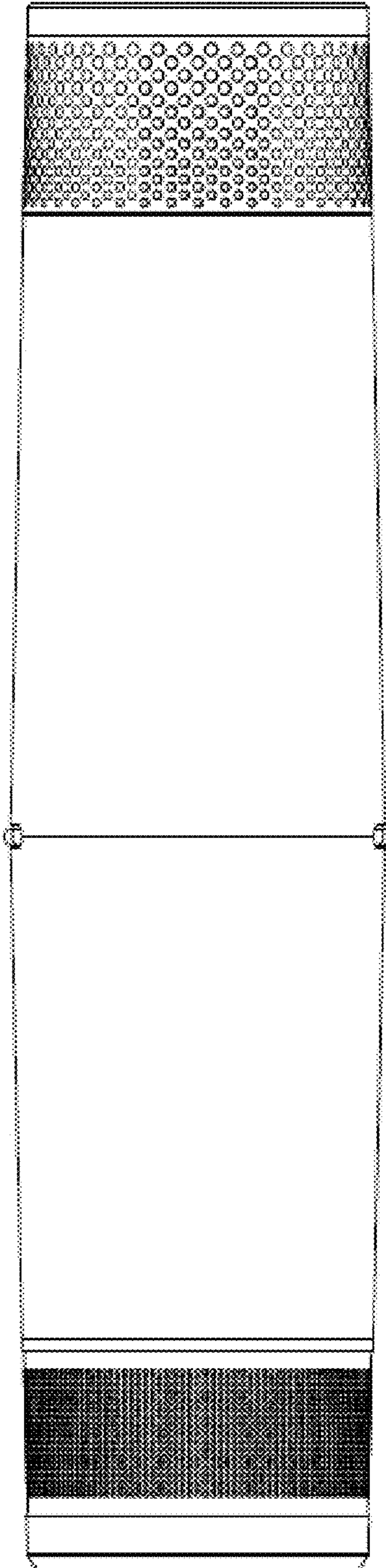
# 1.3



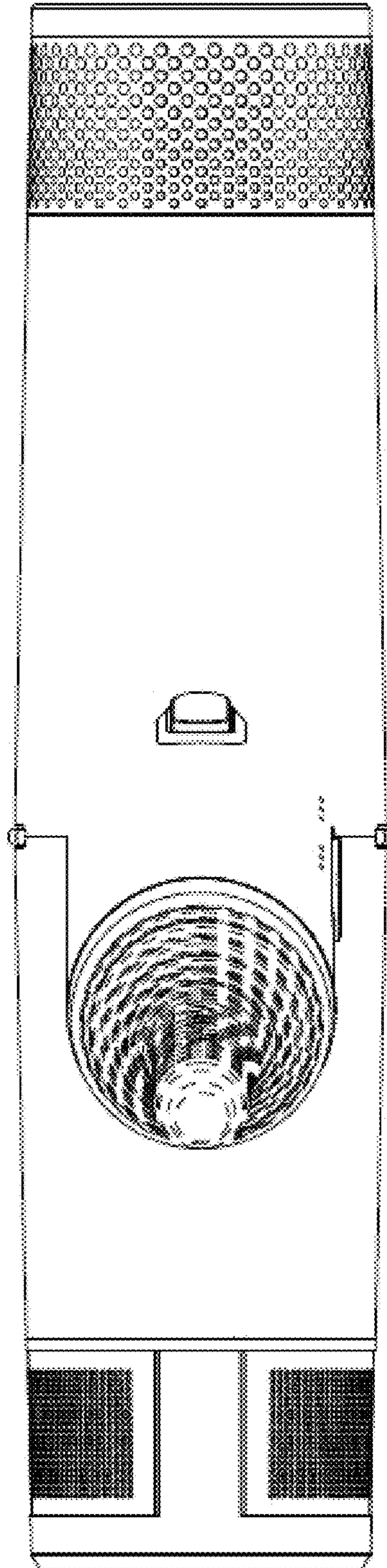
1.4



# 1.5



# 1.6





# 1.7

