



US00D945701S

(12) **United States Design Patent**
Matsuishi

(10) **Patent No.:** **US D945,701 S**
(45) **Date of Patent:** **** Mar. 8, 2022**

- (54) **POWDER PUFF**
- (71) Applicant: **Midori Matsuishi**, Tokyo (JP)
- (72) Inventor: **Midori Matsuishi**, Tokyo (JP)
- (73) Assignee: **SHISEIDO COMPANY, LIMITED**,
Tokyo (JP)
- (**) Term: **15 Years**
- (21) Appl. No.: **29/749,658**
- (22) Filed: **Sep. 8, 2020**
- (51) **LOC (13) Cl.** **28-03**
- (52) **U.S. Cl.**
USPC **D28/8**
- (58) **Field of Classification Search**
USPC D28/7, 8, 99; D32/40, 42, 45; D6/595,
D6/596, 601
CPC A45D 2200/1009; A45D 2200/1018; A47K
7/00; A47K 7/02; A47L 13/16; A47L
13/17
See application file for complete search history.

2,904,814	A *	9/1959	Scholl	A45D 33/34 15/244.1
D418,945	S *	1/2000	Chen	D28/63
6,009,885	A *	1/2000	Nam	A45D 33/06 132/293
D597,364	S *	8/2009	Lindgren	D6/601
D679,861	S *	4/2013	Choi	D28/7
D773,731	S *	12/2016	Harris	D28/7
D812,809	S *	3/2018	Nicoline	D28/7
D831,887	S *	10/2018	Choi	D28/7
D876,010	S *	2/2020	Kim	D28/7

* cited by examiner

Primary Examiner — Zenia I Bennett

(74) *Attorney, Agent, or Firm* — Manabu Kanesaka

(57) **CLAIM**

The ornamental design for a powder puff, as shown and described.

DESCRIPTION

FIG. 1 is a perspective view of a powder puff showing my new design;
 FIG. 2 is a front view thereof;
 FIG. 3 is a rear view thereof;
 FIG. 4 is a plan view thereof;
 FIG. 5 is a bottom view thereof;
 FIG. 6 is a left side view thereof; and,
 FIG. 7 is a right side view thereof.

1 Claim, 2 Drawing Sheets

(56) **References Cited**

U.S. PATENT DOCUMENTS

2,169,258	A *	8/1939	Laitman	A45D 33/34 15/229.14
2,763,021	A *	9/1956	Levy-Hawes	A45D 33/34 15/229.14

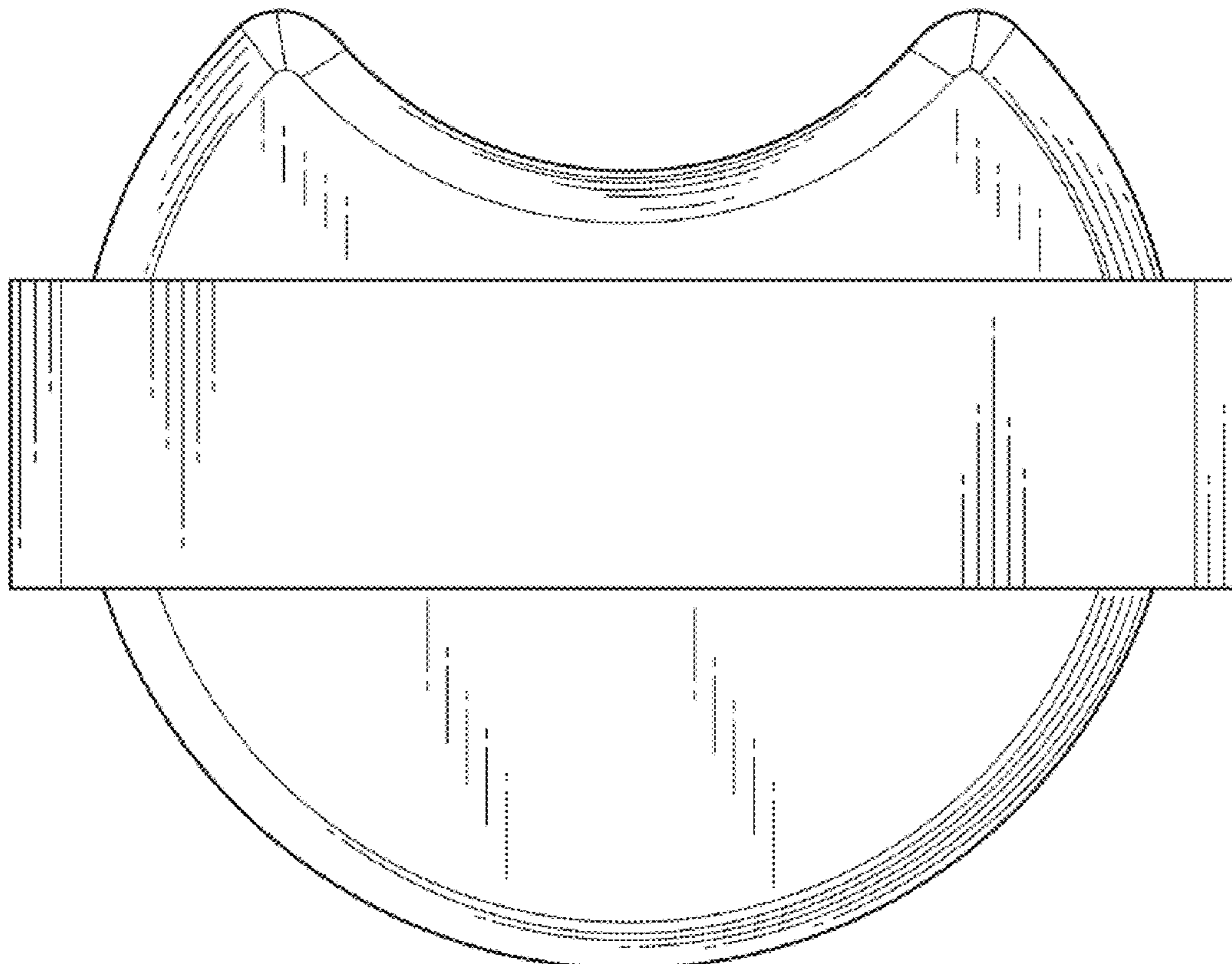


Fig.3

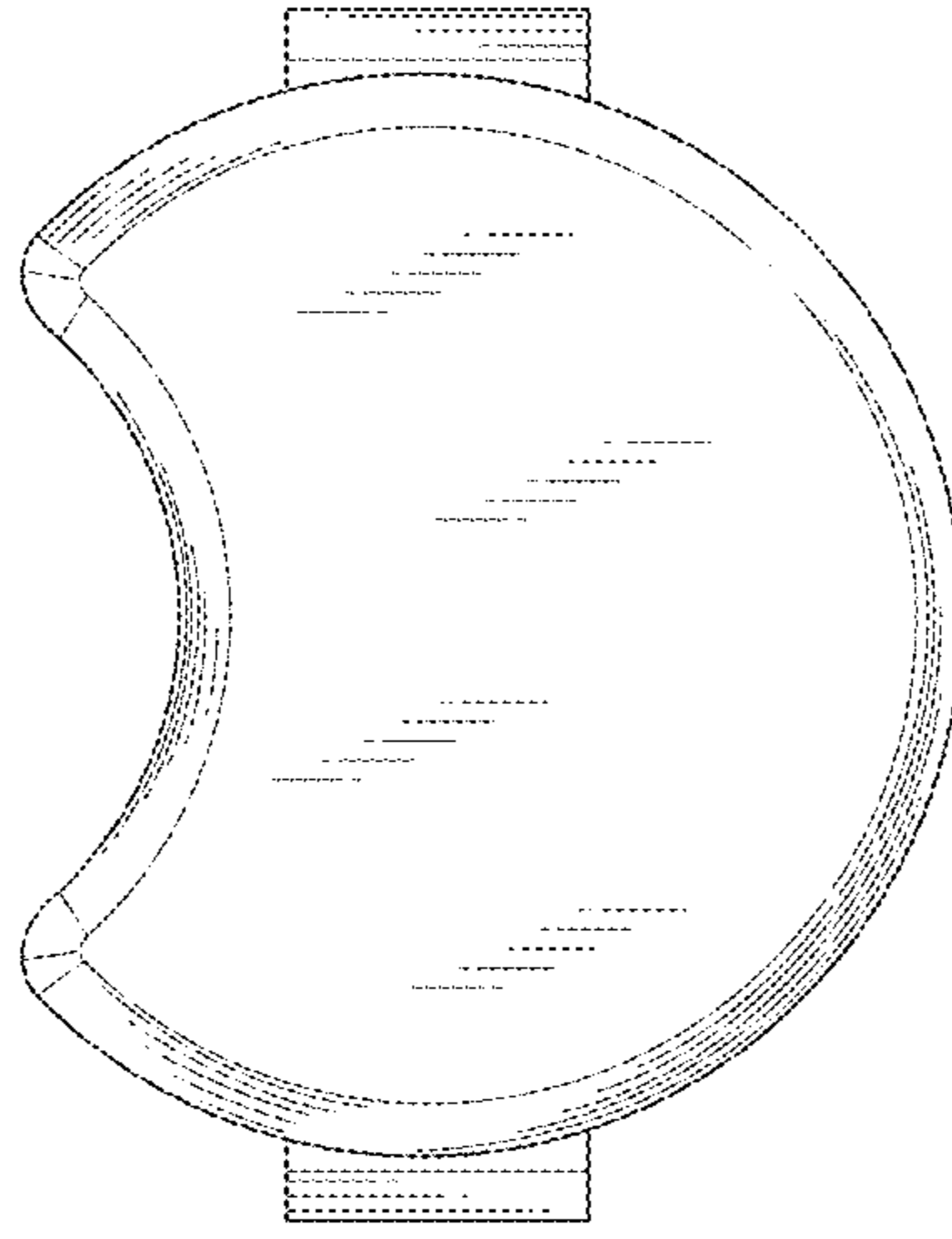


Fig.2

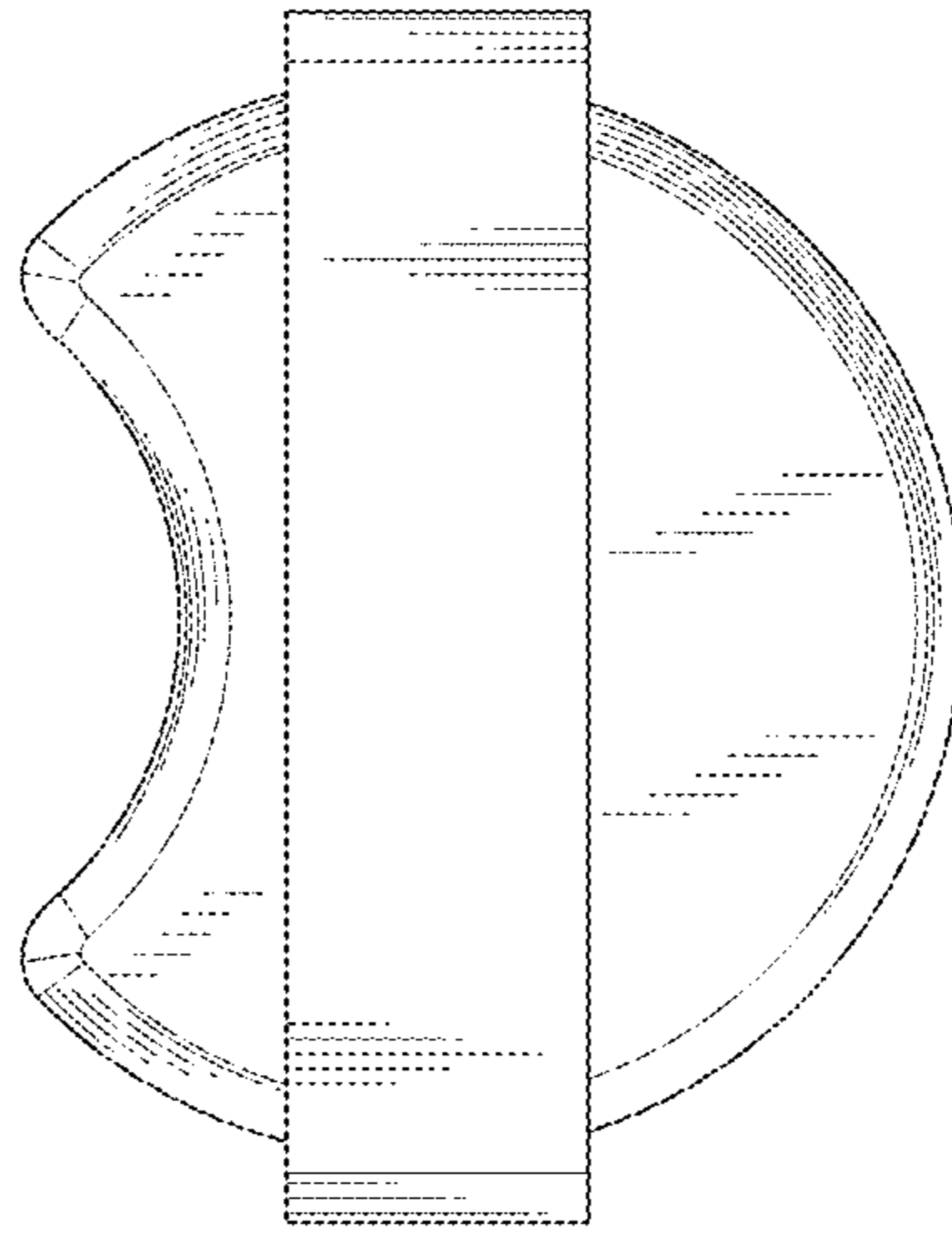


Fig.1

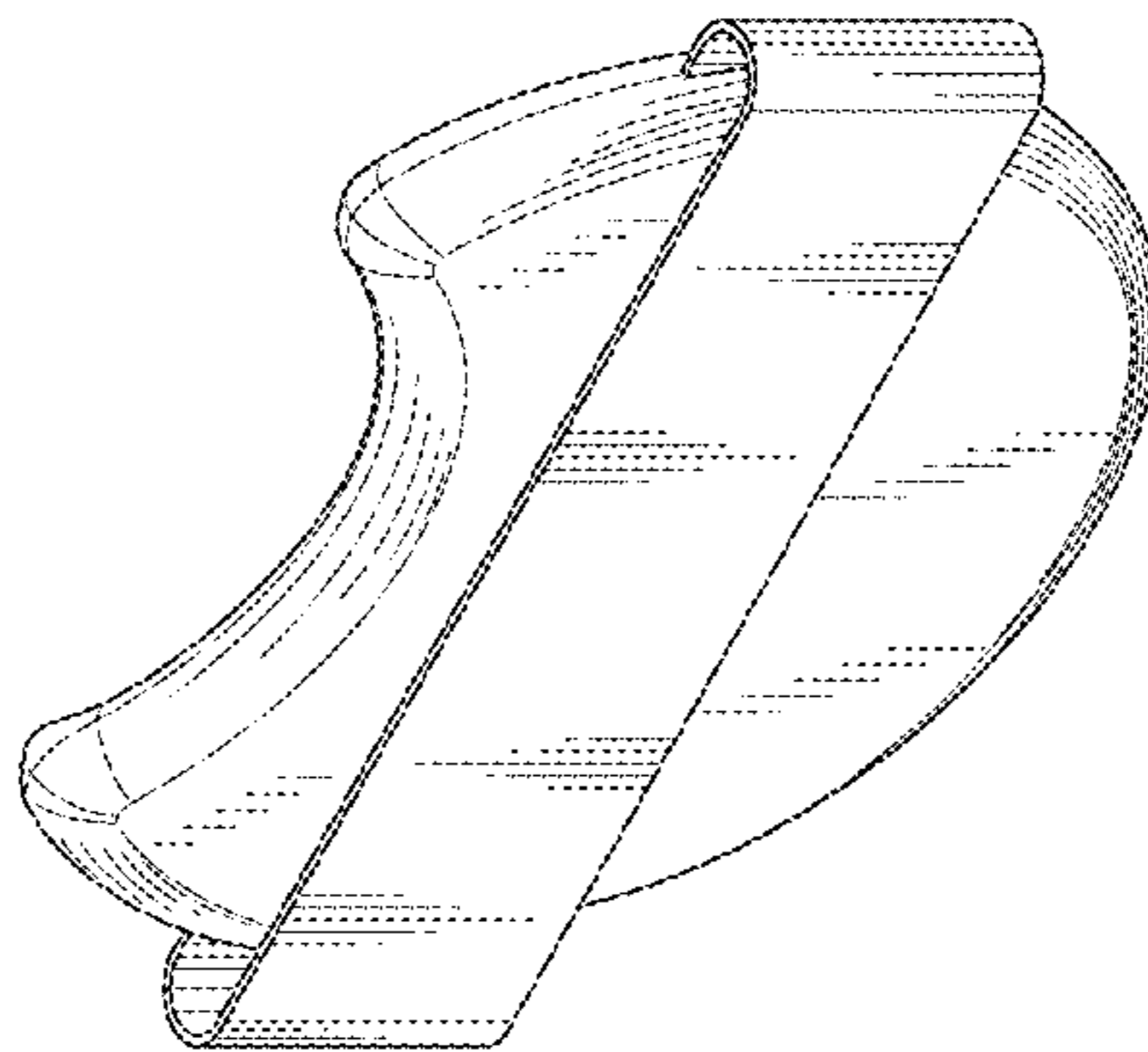


Fig.4




Fig.6




Fig.7




Fig.5

