



US00D945693S

(12) **United States Design Patent**  
**Velazco et al.**

(10) **Patent No.:** **US D945,693 S**

(45) **Date of Patent:** **\*\* Mar. 8, 2022**

(54) **FIRE STARTER**

(71) Applicant: **N & F PARTNERS CORP.**, Miami,  
FL (US)

(72) Inventors: **Federico Velazco**, Miami, FL (US);  
**Nazareno Martin Pizzichini**, Capital  
Federal (AR)

(\*\*) Term: **15 Years**

(21) Appl. No.: **29/701,782**

(22) Filed: **Aug. 14, 2019**

(51) **LOC (13) Cl.** ..... **27-05**

(52) **U.S. Cl.**  
USPC ..... **D27/139**

(58) **Field of Classification Search**  
USPC ..... D27/139, 142, 161; D7/416, 417, 332;  
D23/386  
CPC .... C10L 5/403; C10L 5/40; C10L 5/02; C10L  
5/04; C10L 5/526; C10L 5/366  
See application file for complete search history.

(56) **References Cited**

U.S. PATENT DOCUMENTS

D245,256 S *	8/1977	Heidelbach	.....	D7/417
4,175,925 A *	11/1979	Paek	.....	C10L 11/00
				126/25 B
5,221,189 A *	6/1993	Henningsen	.....	F04B 49/022
				417/12
5,941,234 A *	8/1999	Norburn	.....	F23B 3/00
				126/146
D459,154 S *	6/2002	Liu	.....	D7/417
D565,790 S *	4/2008	Eisman	.....	D27/161

D569,547 S *	5/2008	Jones	.....	D27/161
D640,783 S *	6/2011	Dunn	.....	D23/386
8,028,689 B2 *	10/2011	Bruno	.....	A47J 37/079
				126/25 R
D674,890 S *	1/2013	Mims	.....	D23/386
D711,193 S *	8/2014	Booker	.....	D7/416
D734,974 S *	7/2015	Barford	.....	D7/332
D842,636 S *	3/2019	Nilssen	.....	D7/332
D843,770 S *	3/2019	Raymond	.....	D7/332
10,712,010 B2 *	7/2020	DeSpain	.....	F24C 1/16

\* cited by examiner

*Primary Examiner* — Marissa J Cash  
*Assistant Examiner* — Rebecca Tsehaye  
(74) *Attorney, Agent, or Firm* — Sanchelima &  
Associates, P.A.; Christian Sanchelima; Jesus Sanchelima

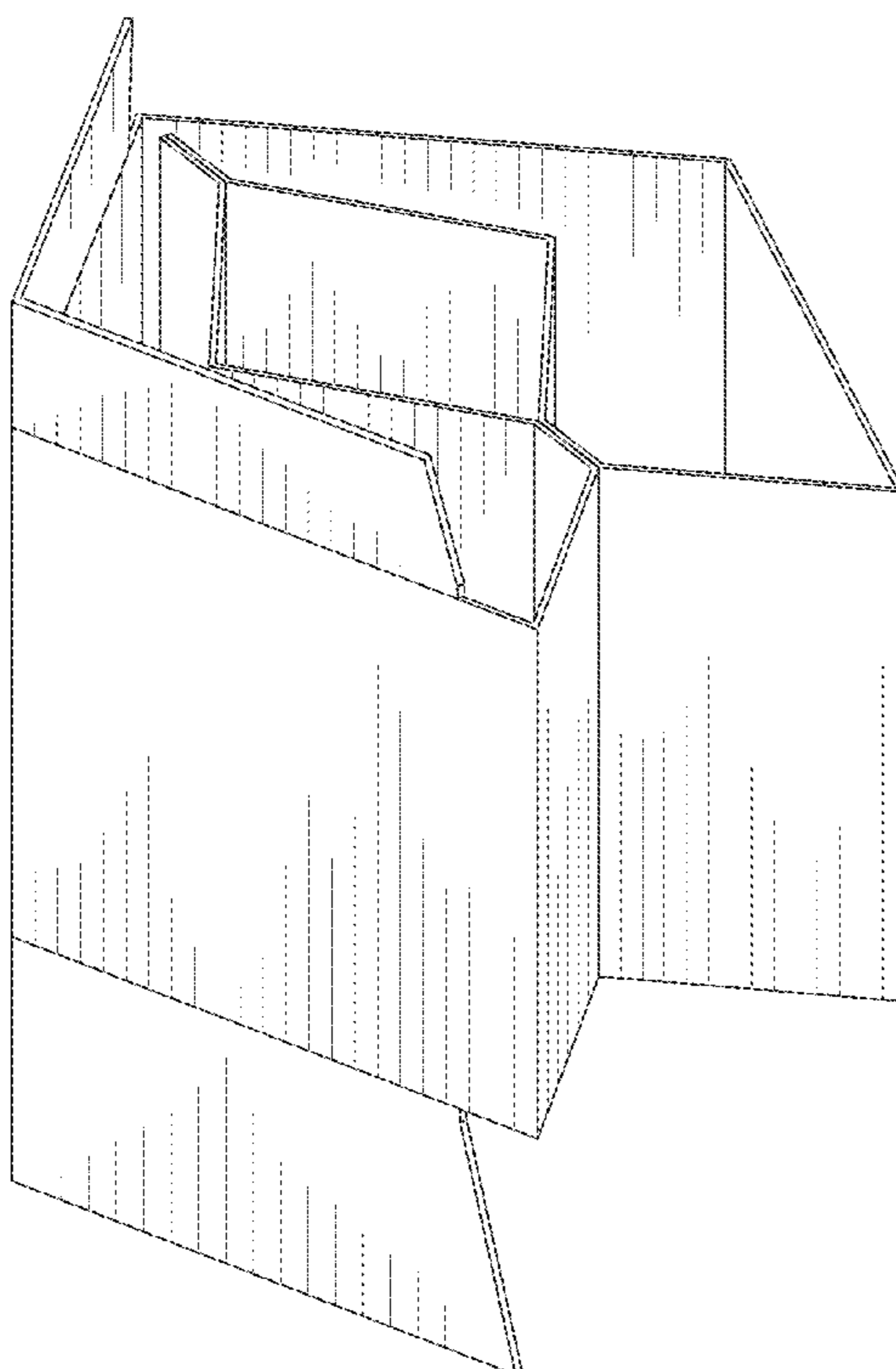
(57) **CLAIM**

The ornamental design for a fire starter, as shown and described.

**DESCRIPTION**

FIG. 1 is an isometric view of a fire starter showing my new design;  
FIG. 2 is a front elevational view thereof;  
FIG. 3 is a rear elevational view thereof;  
FIG. 4 is a left side elevational view thereof;  
FIG. 5 is a right side elevational view thereof;  
FIG. 6 is a top plan view thereof; and,  
FIG. 7 is a bottom plan view thereof showing my design.

**1 Claim, 7 Drawing Sheets**



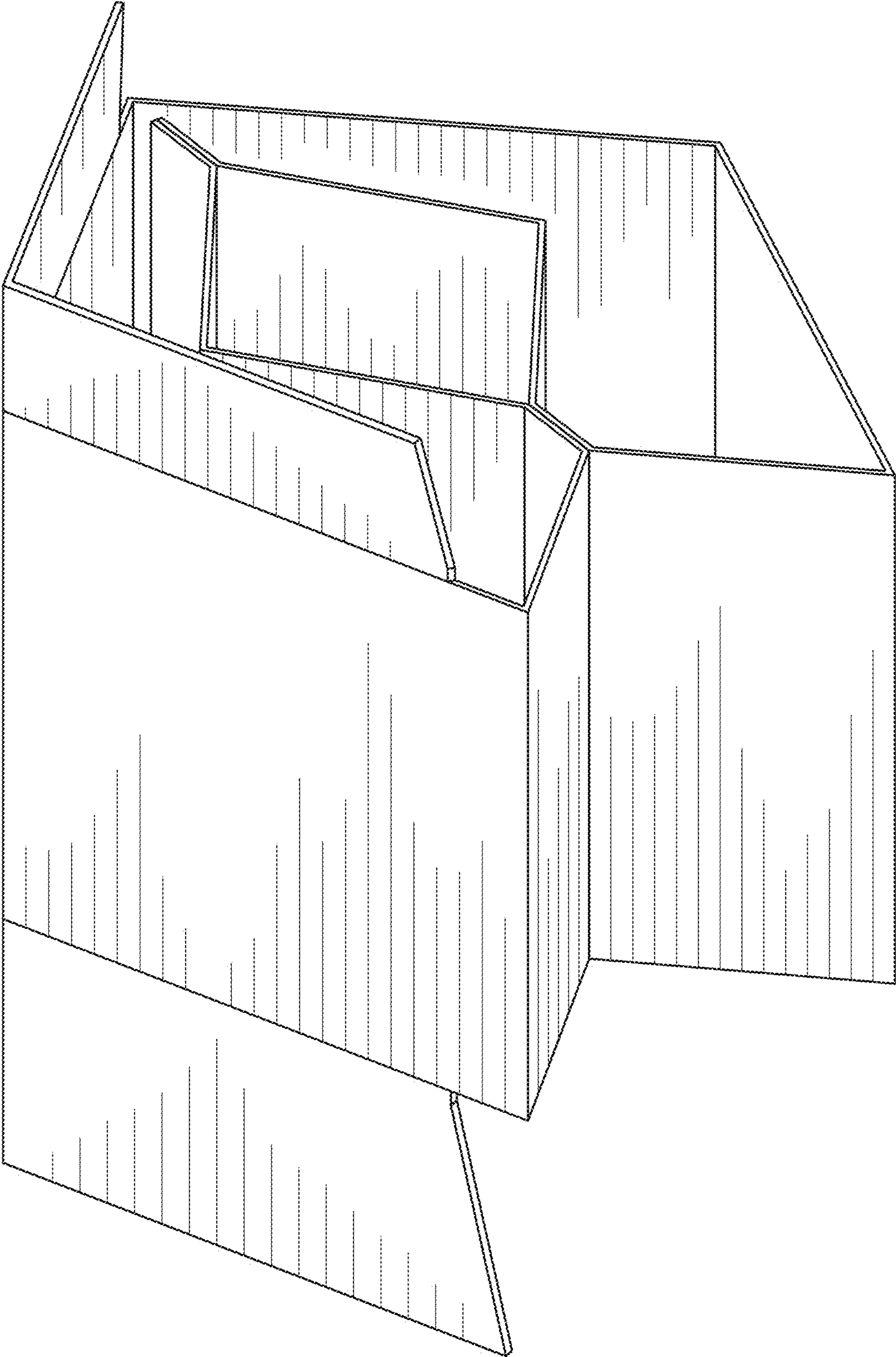


FIG. 1



FIG. 2

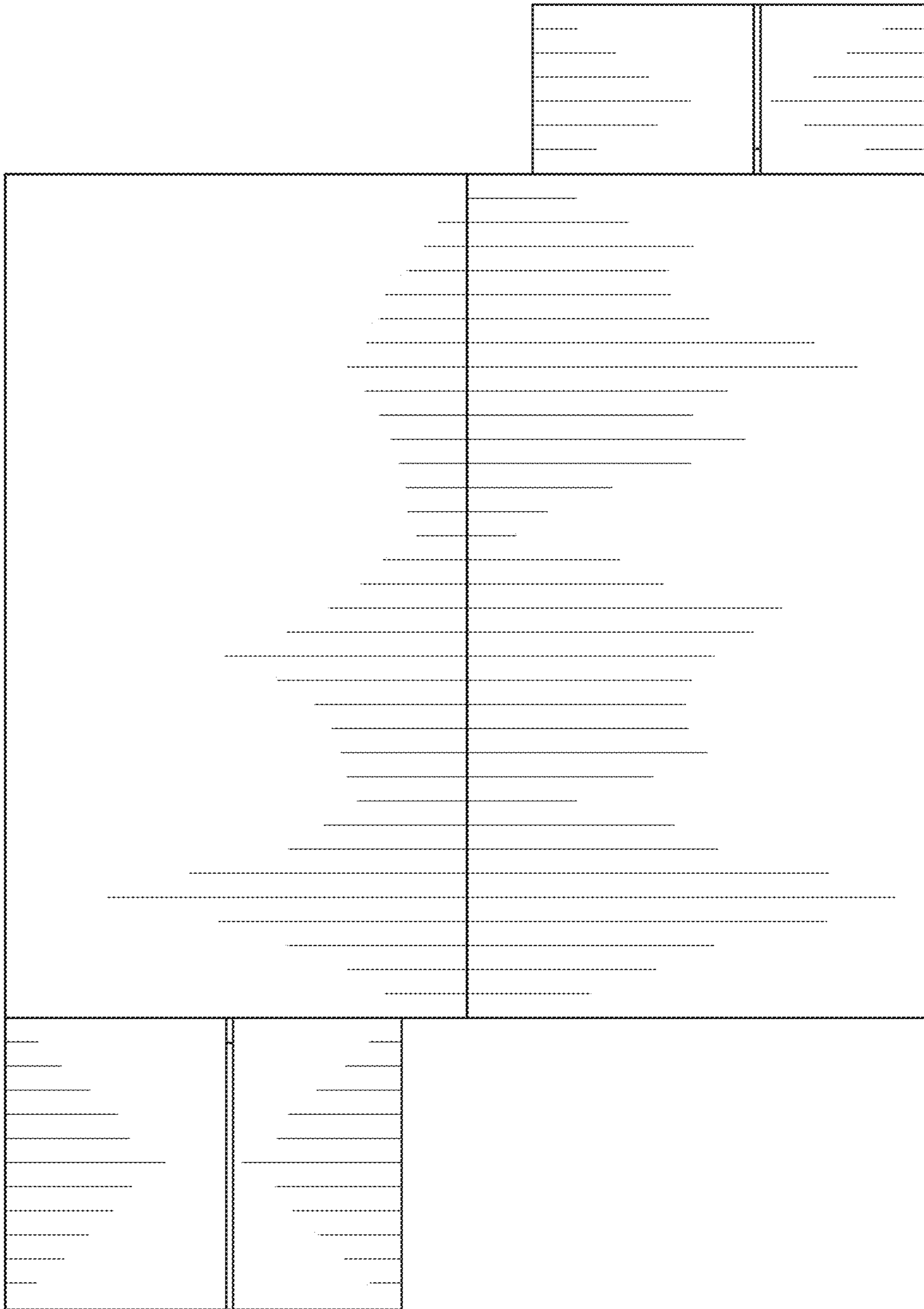


FIG. 3




FIG. 4






FIG. 5

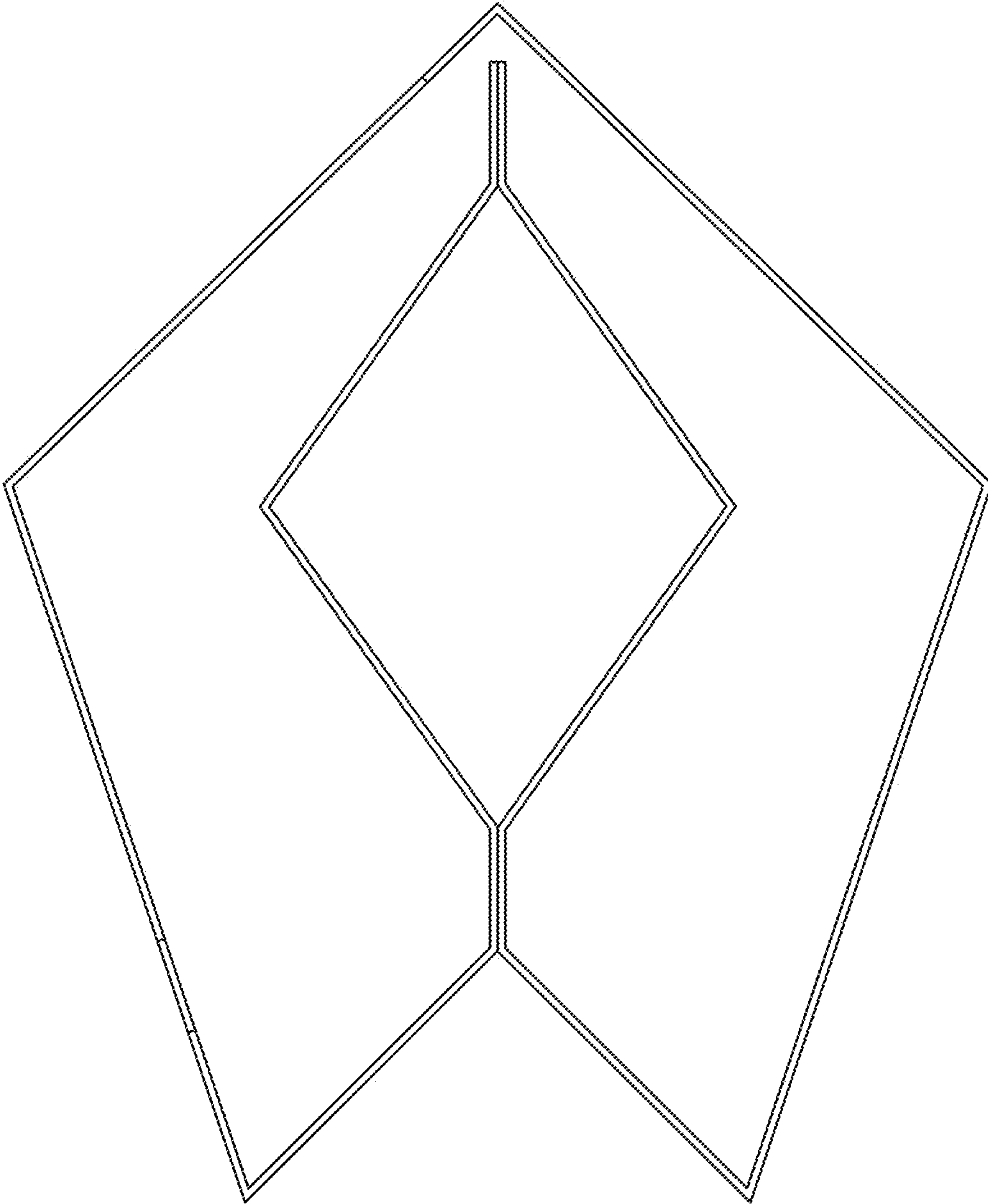


FIG. 6

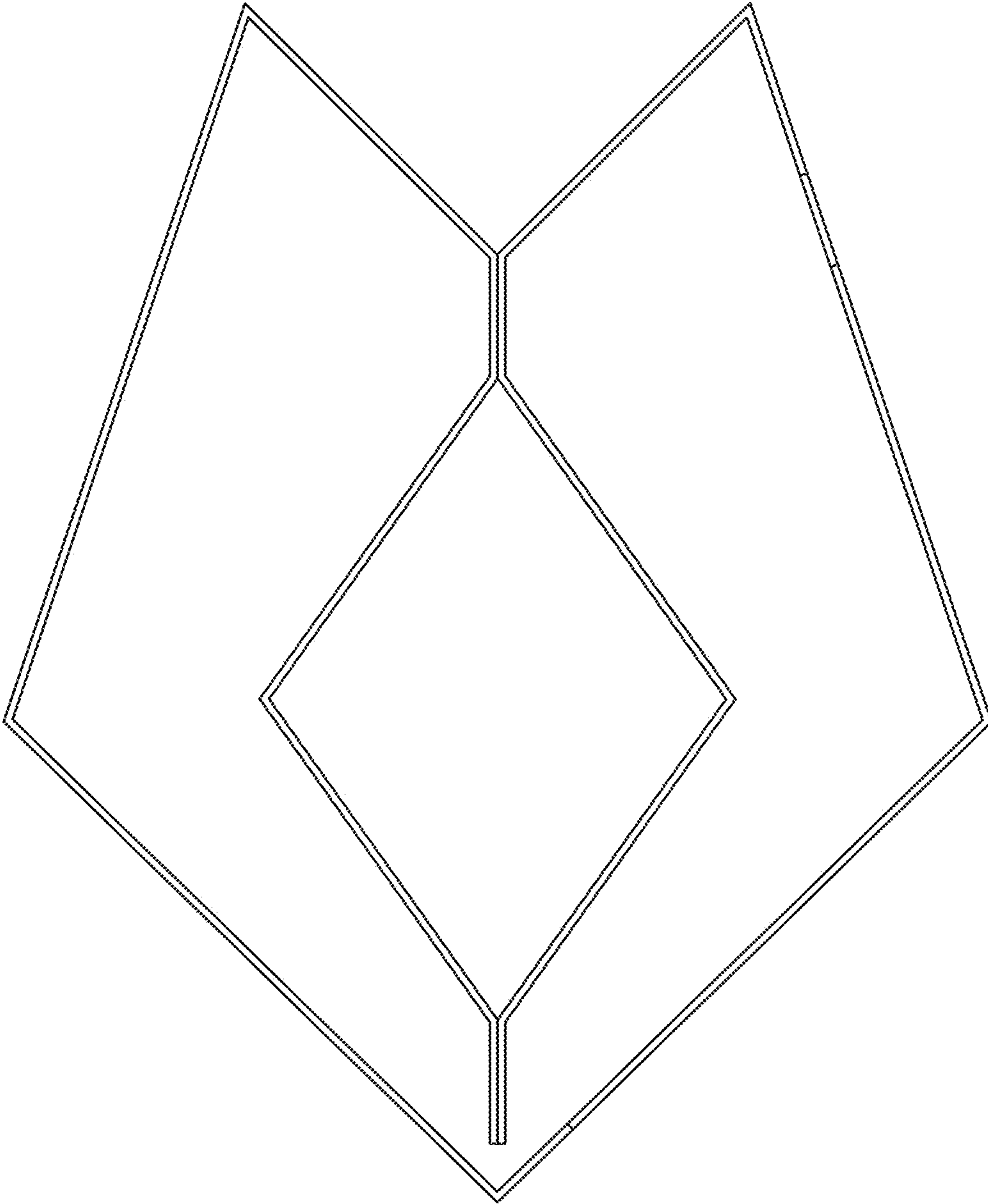


FIG. 7