



US00D945663S

(12) **United States Design Patent**
Chan

(10) **Patent No.:** **US D945,663 S**
(45) **Date of Patent:** **** Mar. 8, 2022**

(54) **LED LANTERN**
(71) Applicant: **CENTURY MANUFACTORY LIMITED**, Hong Kong (CN)
(72) Inventor: **Hong Fu Chan**, Hong Kong (CN)
(73) Assignee: **CENTURY MANUFACTORY LIMITED**, Hong Kong (CN)
(**) Term: **15 Years**

D520,163 S * 5/2006 Krieger D26/40
D527,482 S * 8/2006 Bucher D26/67
D534,676 S * 1/2007 Chen D26/87
D553,285 S * 10/2007 Curtin D26/67
D693,955 S * 11/2013 Yang D26/85
D694,458 S * 11/2013 Yang D26/85
D899,652 S * 10/2020 Shen D26/51
D909,655 S * 2/2021 Liu D26/85
D910,897 S * 2/2021 Liu D26/67
D912,300 S * 3/2021 Chen D26/85
D913,564 S * 3/2021 Glazer F21S 2/005
D26/87

(21) Appl. No.: **29/718,379**

(22) Filed: **Dec. 23, 2019**

(30) **Foreign Application Priority Data**

Jul. 8, 2019 (EM) 006617213
(51) **LOC (13) Cl.** **26-02**
(52) **U.S. Cl.**
USPC **D26/40**

(58) **Field of Classification Search**
USPC D10/111–115; D26/24, 26, 34, 40, 44,
D26/51, 58, 60, 61, 63–70, 72, 78, 80,
D26/81, 84–87, 92, 93, 104–106, 108,
D26/110, 117, 121, 128, 137
CPC F21L 13/00; F21S 9/00; F21S 9/02; F21S
9/03; F21S 9/035; F21S 9/037; F21S
10/00; F21S 10/005; F21S 10/007; F21S
8/00; F21S 8/03; F21S 8/033; F21S
8/036; F21S 8/08; F21S 8/081; F21S
8/083; F21S 8/086; F21S 8/088
See application file for complete search history.

(56) **References Cited**

U.S. PATENT DOCUMENTS

D50,533 S * 3/1917 Mohrmann D26/67
D311,964 S * 11/1990 Wan D26/40

* cited by examiner

Primary Examiner — Kevin K Rudzinski
Assistant Examiner — Richard Kearney


(57) **CLAIM**

The ornamental design for an LED lantern, as shown and described.

DESCRIPTION

FIG. 1 is a perspective view of an LED lantern showing my new design;
FIG. 2 is another perspective view thereof;
FIG. 3 is a front elevational view thereof;
FIG. 4 is a rear elevational view thereof;
FIG. 5 is a left side elevational view thereof;
FIG. 6 is a right side elevational view thereof;
FIG. 7 is a top plan view thereof; and,
FIG. 8 is a bottom plan view thereof.
The broken lines in the drawings depict portions of the LED lantern that form no part of the claimed design.

1 Claim, 8 Drawing Sheets



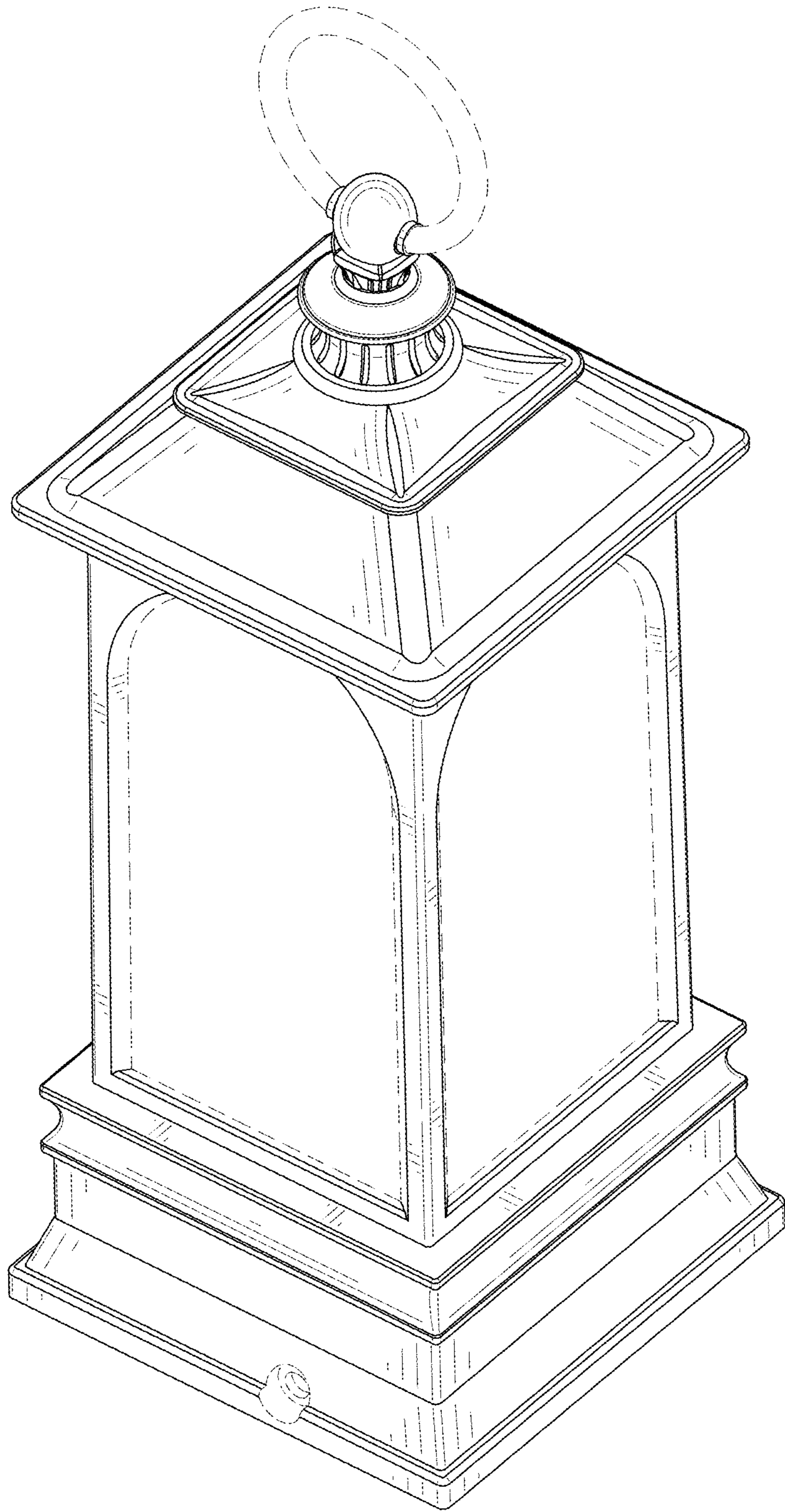


FIG. 1




FIG. 2




FIG. 3




FIG. 4




FIG. 5




FIG. 6




FIG. 7

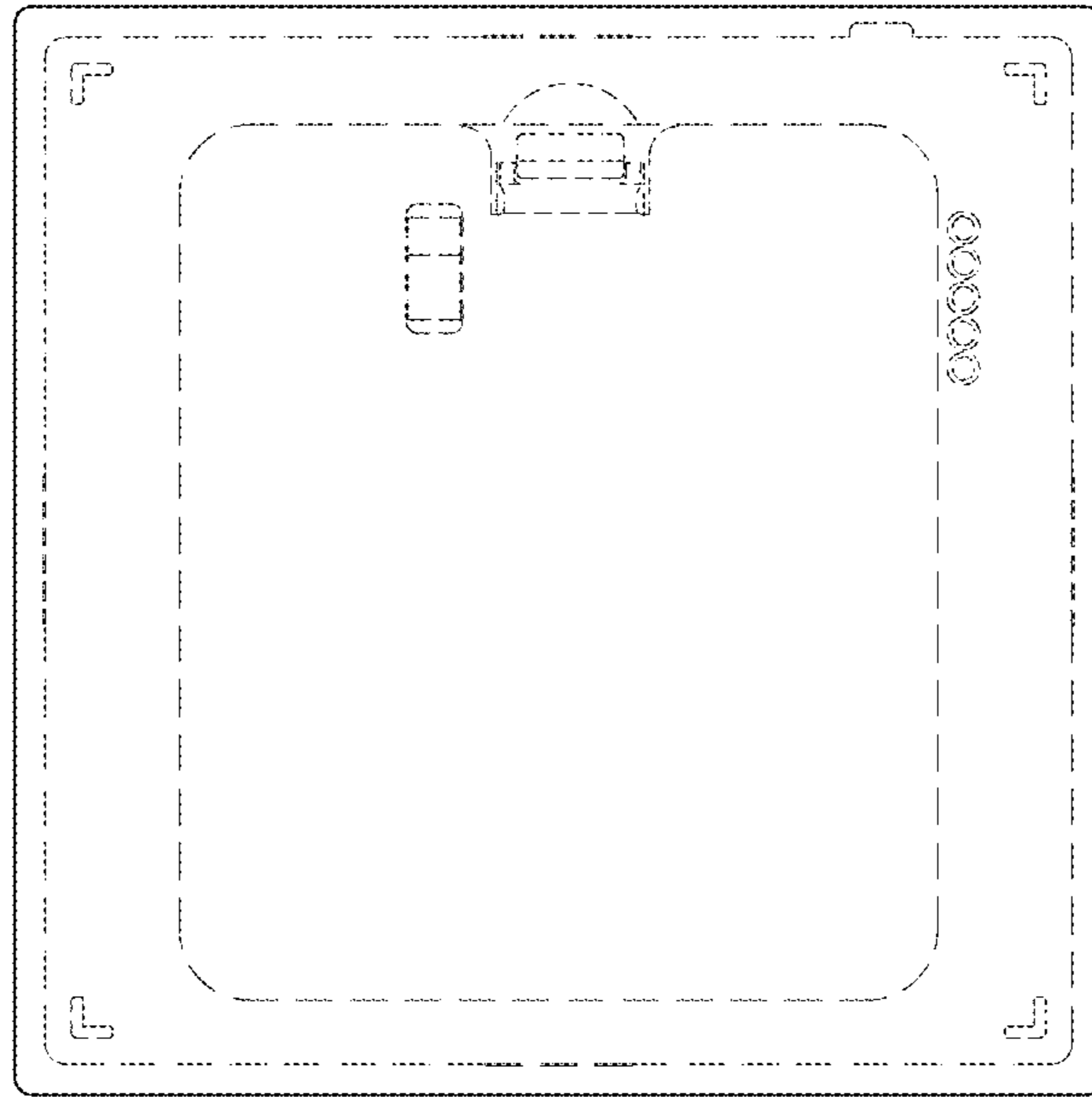


FIG. 8