



US00D945650S

(12) **United States Design Patent**
Skawska

(10) **Patent No.:** **US D945,650 S**
(45) **Date of Patent:** **** Mar. 8, 2022**

- (54) **ROOFING PLATE**
- (71) Applicant: **BLACHOTRAPEZ Sp.z.o.o.,**
Rabka-Zdrój (PL)
- (72) Inventor: **Renata Skawska,** Rabka-Zdrój (PL)
- (73) Assignee: **BLACHOTRAPEZ Sp.z.ó.o.,**
Rabka-Zdrój (PL)
- (**) Term: **15 Years**
- (21) Appl. No.: **35/509,821**
- (22) Filed: **May 18, 2020**
- (80) **Hague Agreement Data**

Int. Filing Date: **May 18, 2020**
 Int. Reg. No.: **DM/209041**
 Int. Reg. Date: **May 18, 2020**
 Int. Reg. Pub. Date: **Jul. 17, 2020**

- (51) **LOC (13) Cl.** **25-01**
- (52) **U.S. Cl.**
USPC **D25/141**
- (58) **Field of Classification Search**
USPC D8/373; D10/113.3; D21/484, 485, 486,
D21/489, 491, 494, 499; D25/38.1, 48.2,
D25/48.4, 60, 112, 113, 114, 115, 116,
D25/118, 119, 136, 138, 140, 141, 134,
D25/156, 163, 199
CPC E04D 3/00; E04D 3/02; E04D 3/04; E04D
3/08; E04D 3/18; E04D 3/24; E04D 3/26;
E04D 3/28; E04D 3/30; E04D 3/32;
E04D 3/35; E04D 3/352; E04D 2003/285;
E04D 2003/0818

See application file for complete search history.

(56) **References Cited**

U.S. PATENT DOCUMENTS

- 1,912,486 A * 6/1933 Krantz E04D 3/365
52/521
- 3,466,831 A * 9/1969 Lenoir E04C 2/292
52/521

- 3,520,100 A * 7/1970 Webb E04D 3/24
52/534
- 3,667,185 A * 6/1972 Maurer E04D 3/24
52/537
- 3,906,696 A * 9/1975 Poter E04F 13/0876
52/536
- 4,278,071 A * 7/1981 Brill-Edwards E04B 7/20
126/622
- 4,320,648 A * 3/1982 Ekmark B21D 11/18
72/301
- D273,233 S * 3/1984 Norgate D25/140
- D302,859 S * 8/1989 Kero D25/141
- 4,878,331 A * 11/1989 Taylor E04D 3/363
52/519
- 4,936,071 A * 6/1990 Karrfalt E04D 3/38
52/420
- D337,169 S * 7/1993 Schipp D25/153
- 5,402,572 A * 4/1995 Schulte E04D 3/3608
29/897.1

(Continued)

FOREIGN PATENT DOCUMENTS

- EM 008317762-0001 * 1/2021
- EM 008377311-0007 * 1/2021

(Continued)

Primary Examiner — Richard Kearney

(74) *Attorney, Agent, or Firm* — Ralph E. Jocke; Walker & Jocke

(57) **CLAIM**

The ornamental design for a roofing plate, as shown and described.


DESCRIPTION

- 1.-2. Roofing plate
- 1.1 : Top
- 1.2 : Perspective
- 2.1 : Top
- 2.2 : Front


1 Claim, 4 Drawing Sheets




1.1



1.2



2.1



2.2

