



US00D945648S

(12) **United States Design Patent**
Davis et al.

(10) **Patent No.:** **US D945,648 S**
(45) **Date of Patent:** **** Mar. 8, 2022**

(54) **WALL PANEL WITH DRAINAGE FEATURES**

(71) Applicant: **Max Life, LLC**, Salisbury, NC (US)
(72) Inventors: **Jarrett B. Davis**, Salisbury, NC (US);
Randal Hoffner, Salisbury, NC (US);
Stewart Adams, Salisbury, NC (US);
Charles D. Taylor, Salisbury, NC (US)
(73) Assignee: **MAX LIFE, LLC**, Salisbury, NC (US)

(**) Term: **15 Years**
(21) Appl. No.: **35/001,749**

(22) Filed: **Oct. 1, 2019**

(80) **Hague Agreement Data**

Int. Filing Date: **Oct. 1, 2019**
Int. Reg. No.: **DM/210909**
Int. Reg. Date: **Oct. 1, 2019**
Int. Reg. Pub. Date: **Oct. 30, 2020**

(51) **LOC (13) Cl.** **25-01**

(52) **U.S. Cl.**
USPC **D25/138**

(58) **Field of Classification Search**
USPC D6/583, 584, 586, 587, 594; D21/484,
D21/485, 488, 489, 491; D25/58, 117,
D25/138-144, 149, 150, 153, 156-158
CPC E04B 2/18; E04B 2/54; E04B 2002/0213;
E04B 2002/0245; E04B 1/64; E04B 1/66;
E04C 2/02; E04C 2/04; E04C 2/205;
E04C 2/324; E04C 2/326; E04C
2002/004; E04C 2002/005; E04C
2002/3411; E04D 1/30

See application file for complete search history.

(56) **References Cited**

U.S. PATENT DOCUMENTS

D56,344 S * 10/1920 Dixon D25/106
D196,359 S * 9/1963 Rushton D25/55
3,368,070 A * 2/1968 Pfeiffer F21V 11/00
362/354
3,561,177 A * 2/1971 Agro et al. E02B 3/126
52/169.14

3,895,456 A * 7/1975 Fabre A63H 33/08
446/109
4,304,824 A * 12/1981 Karpinski B32B 5/30
428/69
4,411,121 A * 10/1983 Blacklin E04C 2/08
52/789.1
4,673,538 A * 6/1987 Klauss E04C 2/326
261/112.1
D294,212 S * 2/1988 Sias D6/587
(Continued)

FOREIGN PATENT DOCUMENTS

GB RGN_8210909000- * 10/2019
1000.

OTHER PUBLICATIONS

Armorwall_Wall_System Cladding_Concepts (available online)
Retrieved from the internet Oct. 26, 2021 from URL: <https://claddingci.com/armorwall/>.*

(Continued)

Primary Examiner — Richard Kearney
(74) *Attorney, Agent, or Firm* — Shumaker, Loop &
Kendrick, LLP

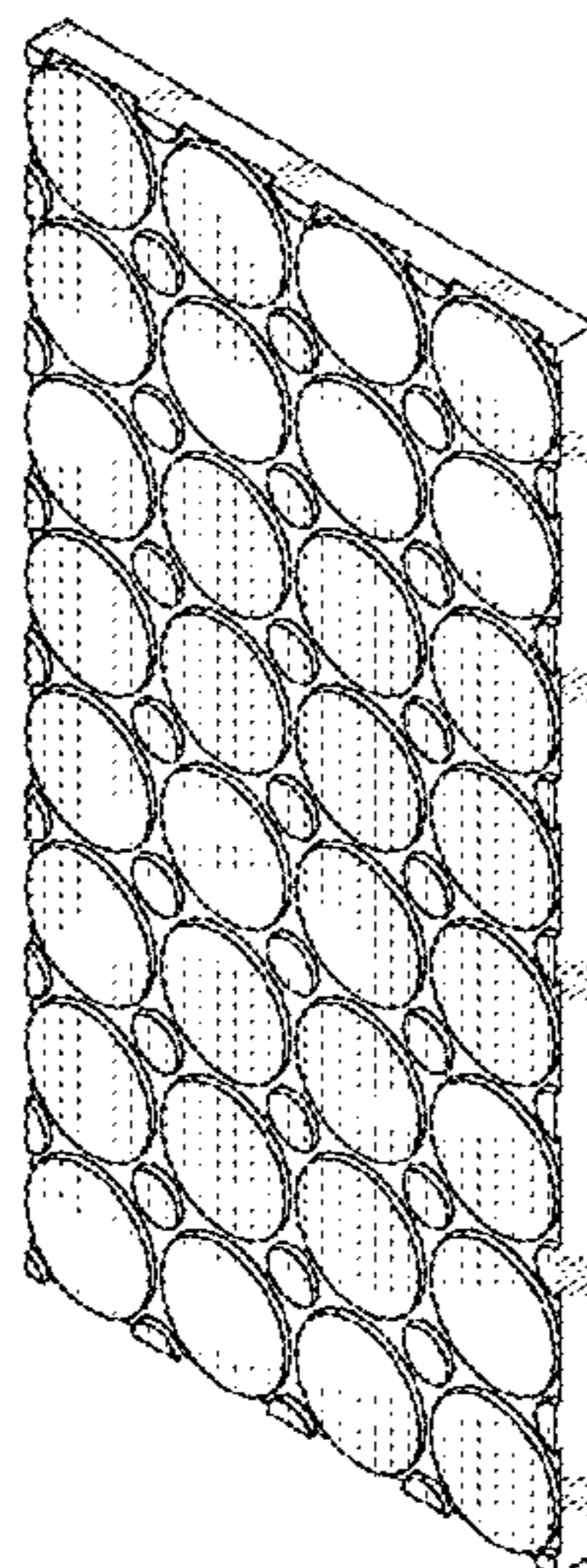
(57) **CLAIM**

The ornamental design for a wall panel with drainage features, as shown and described.

DESCRIPTION

- 1. Wall panel with drainage features
- 1.1 : Front
- 1.2 : Top
- 1.3 : Left
- 1.4 : Front
- 1.5 : Right
- 1.6 : Bottom
- 1.7 : Back

1 Claim, 7 Drawing Sheets



(56)

References Cited

U.S. PATENT DOCUMENTS

4,952,268 A * 8/1990 Beck E04B 1/66
156/295
D343,087 S * 1/1994 Kaiser D6/583
D370,035 S * 5/1996 Olsen D21/491
D468,844 S * 1/2003 Montgomery, Sr. D25/138
D493,897 S * 8/2004 Campacci D25/158
D679,031 S * 3/2013 Amend D25/163
D721,191 S * 1/2015 Amend D25/157
D810,324 S * 2/2018 Brousseau D25/157
D856,027 S * 8/2019 Chang D6/583
D861,920 S * 10/2019 Minze D25/138
D933,136 S * 10/2021 Wang D21/491


OTHER PUBLICATIONS

Armtec-Platon-Foundation-Wrap (available online) Retrieved from the internet Oct. 26, 2021 from URL: <https://www.amvicsystem.com/wp-content/uploads/2018/05/Armtec-Platon-Foundation-Wrap.jpg.webp>.*

Kupla 24x36 Bath Rug (available online) Retrieved from the internet Oct. 26, 2021 from URL: <https://www.crateandbarrel.com/kupla-24x36-bath-rug/s433560>.*

* cited by examiner

1.1




1.2




1.3



1.4



1.5



1.6



1.7

