



US00D945641S

(12) **United States Design Patent** (10) **Patent No.:** **US D945,641 S**  
**Gold et al.** (45) **Date of Patent:** **\*\* Mar. 8, 2022**

(54) **TEMPORARY BARRIER**

FOREIGN PATENT DOCUMENTS

(71) Applicants: **Gil Gold**, Kibutz Shalavin (IL); **Tamir Levy**, Efrat (IL)  
(72) Inventors: **Gil Gold**, Kibutz Shalavin (IL); **Tamir Levy**, Efrat (IL)

CN 305207419 \* 6/2019  
CN 305671421 \* 3/2020  
JP D1363565 \* 6/2009  
JP D1556297 \* 8/2016  
WO D056699-001 \* 8/2001

(\*\*) Term: **15 Years**

OTHER PUBLICATIONS

(21) Appl. No.: **29/740,578**

Rosseto Room Divider <https://www.rosseto.com/collections/safety/avant-garde/partitions/> Jun. 2020 (Year: 2020).\*

(22) Filed: **Jul. 6, 2020**

IS057-Room-Divider-Instruction-Spec-Sheet-ei2jau [https://3vutl53ptg882udssulej6pn-wpengine.netdna-ssl.com/wp-content/uploads/woocommerce\\_uploads/2020/06/IS057-Room-Divider-Instruction-Spec-Sheet-ei2jau.pdf](https://3vutl53ptg882udssulej6pn-wpengine.netdna-ssl.com/wp-content/uploads/woocommerce_uploads/2020/06/IS057-Room-Divider-Instruction-Spec-Sheet-ei2jau.pdf) Jun. 2020 (Year: 2020).\*

(51) **LOC (13) Cl.** ..... **06-06**

(52) **U.S. Cl.**

USPC ..... **D25/58**; D6/708

(58) **Field of Classification Search**

USPC ..... D6/329, 332, 702, 708, 711, 713, 714;  
D8/349, 354, 373, 374; D25/55, 58

CPC ..... A47F 5/10; A47F 5/13; E04B 1/36

See application file for complete search history.

\* cited by examiner

*Primary Examiner* — Leanne Was-Englehart

(74) *Attorney, Agent, or Firm* — Aronberg Goldgehn  
Davis & Garmisa

(56) **References Cited**

(57) **CLAIM**

U.S. PATENT DOCUMENTS

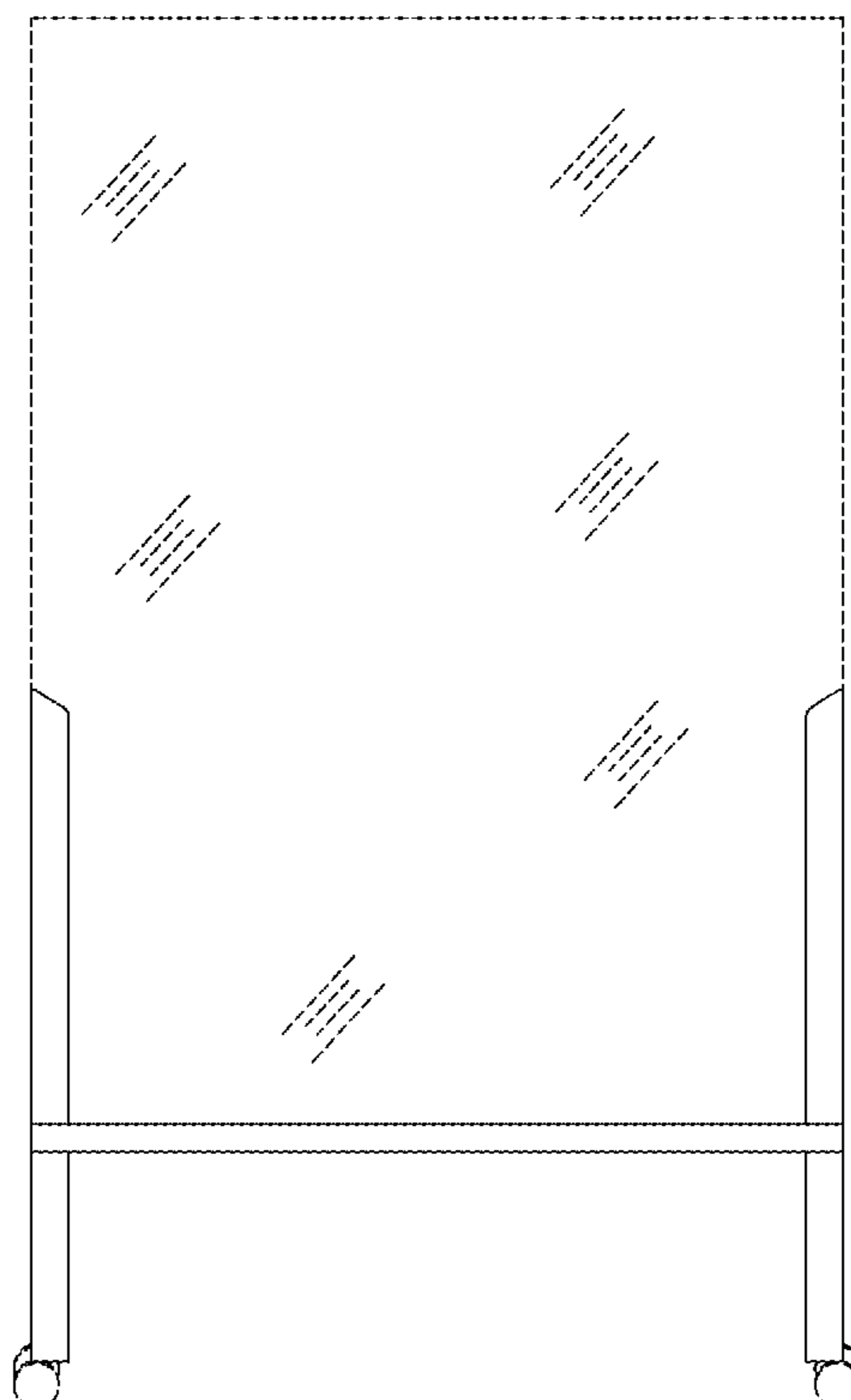
The ornamental design for a temporary barrier, as shown and described.

D345,018 S \* 3/1994 Maas ..... D25/48.4  
D367,193 S \* 2/1996 Dame ..... D6/708  
D404,939 S \* 2/1999 Frank ..... D6/708  
D626,767 S \* 11/2010 Lucci ..... D6/708  
D695,557 S \* 12/2013 Carretta ..... D6/708  
D716,588 S \* 11/2014 Hara ..... D6/656.16  
9,328,504 B2 \* 5/2016 Gosling ..... E04B 1/98  
D791,341 S \* 7/2017 Bevis ..... D25/38.1  
D896,192 S \* 9/2020 Ren ..... D13/184  
D915,809 S \* 4/2021 Ko ..... D6/708  
D921,377 S \* 6/2021 Hurlemann ..... D6/332

**DESCRIPTION**

FIG. 1 is a plan view of a temporary barrier showing our new design; and,  
FIG. 2 is perspective view thereof.  
The broken lines depict portions of the temporary barrier that form no part of the claimed design.

**1 Claim, 2 Drawing Sheets**



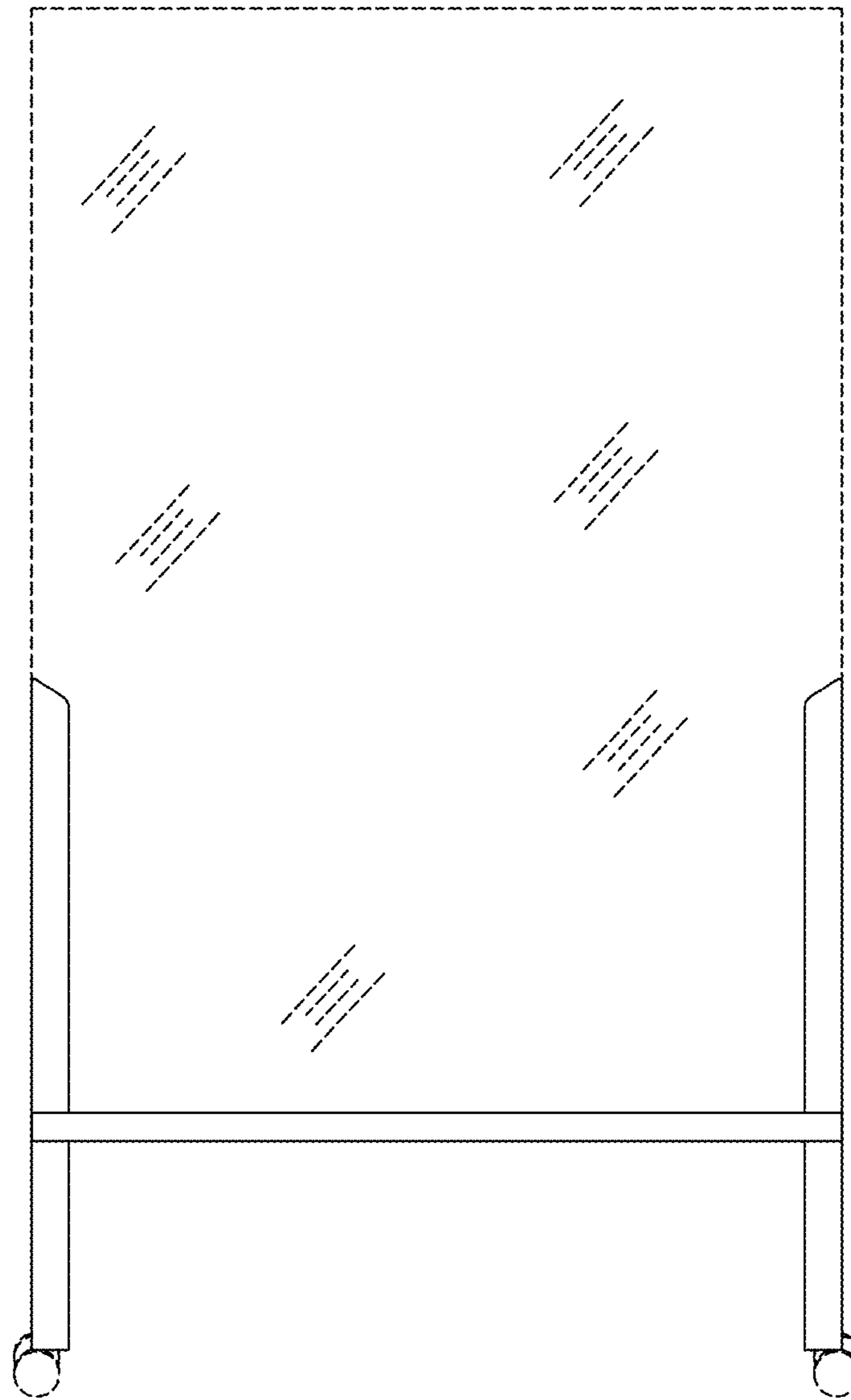


FIG. 1

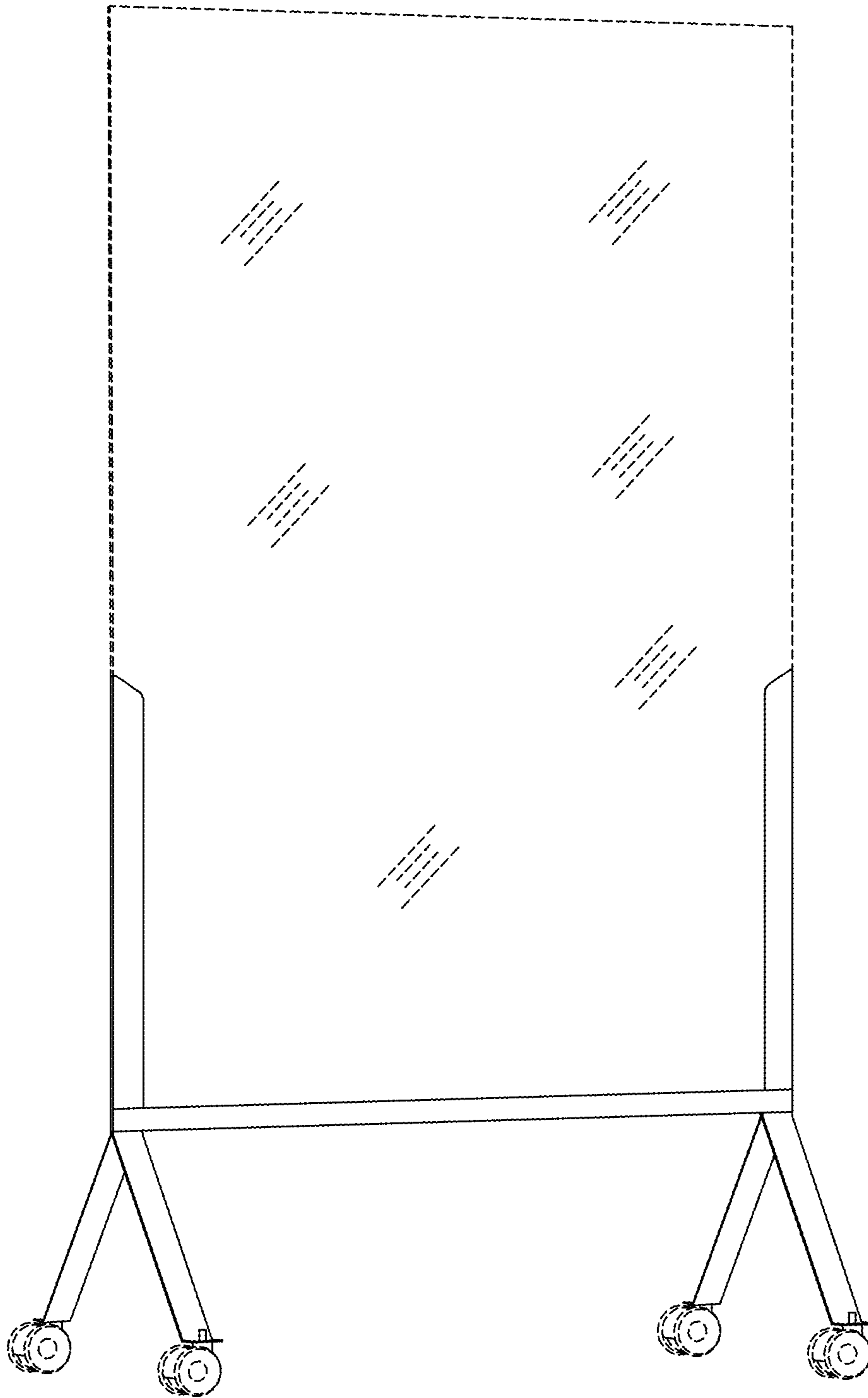


FIG. 2