



US00D945633S

(12) **United States Design Patent**
Pincu

(10) **Patent No.:** **US D945,633 S**
(45) **Date of Patent:** **** Mar. 8, 2022**

(54) **THERAPEUTIC DEVICE**

- (71) Applicant: **AEROTEL, LTD.**, Holon (IL)
- (72) Inventor: **Ela Liberman Pincu**, Sitria (IL)
- (73) Assignee: **Aerotel Ltd.**, Holon (IL)
- (**) Term: **15 Years**
- (21) Appl. No.: **29/748,020**

(22) Filed: **Aug. 26, 2020**

(51) **LOC (13) Cl.** **28-03**

(52) **U.S. Cl.**
USPC **D24/200**

(58) **Field of Classification Search**

USPC D24/200, 214-215, 168, 185, 187
 CPC A61N 1/0404; A61N 1/0452; A61N 1/36;
 A61N 1/36003; A61N 1/36014; A61N
 1/36021; A61N 1/36017; A61N 1/36071
 See application file for complete search history.

(56) **References Cited**

U.S. PATENT DOCUMENTS

D254,268 S *	2/1980	D'Haenens	D24/200
D350,206 S *	8/1994	Mochida	D24/200
6,587,728 B2 *	7/2003	Fang	A61N 1/36003 607/48
8,620,435 B2 *	12/2013	Rooney	A61N 1/36017 607/46
8,855,777 B2 *	10/2014	King	A61N 1/36071 607/46
D862,716 S *	10/2019	Cryan	D24/200
D893,735 S *	8/2020	Yin	D24/200
2005/0283206 A1 *	12/2005	Hunt	A61N 1/0452 607/48
2014/0039573 A1 *	2/2014	Jindra	A61N 1/36003 607/48

OTHER PUBLICATIONS

Aerotel, Ltd., MD Cure Brochure, downloaded from <https://www.aerotel.co.il/index.php?dir=site&page=content&cs=3198> on Aug. 11, 2020.
 Aerotel, Ltd., MD Cure product shown at website <https://www.aerotel.co.il/index.php?dir=site&page=content&cs=3150>, printed Aug. 11, 2020.

* cited by examiner

Primary Examiner — Wan Laymon

(74) *Attorney, Agent, or Firm* — Ostrager Chong Flaherty & Broitman P.C.

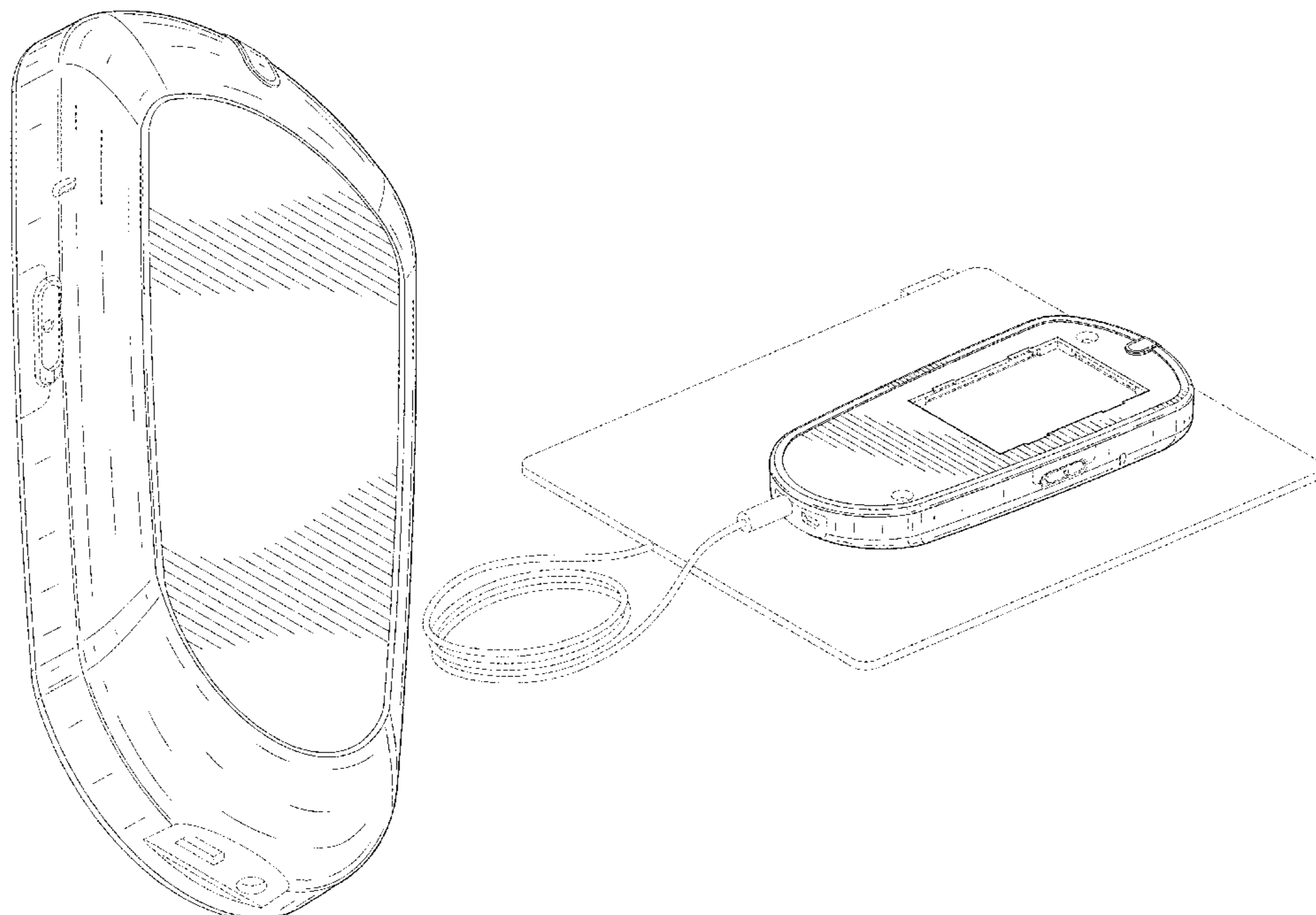
(57) **CLAIM**

I claim the ornamental design for a therapeutic device, as shown and described.

DESCRIPTION

FIG. 1 is a front, top, and left side perspective view of a therapeutic device;
 FIG. 2 is a rear, bottom, and right side perspective view thereof;
 FIG. 3 is a top view thereof;
 FIG. 4 is a bottom view thereof;
 FIG. 5 is a left side view thereof;
 FIG. 6 is a right side view thereof;
 FIG. 7 is a front view thereof;
 FIG. 8 is a rear view thereof;
 FIG. 9 is a front view thereof in use with a coil pad; and,
 FIG. 10 is a front, bottom, and right side perspective view thereof in use with a coil pad.
 The broken lines in FIGS. 1-8 depict portions of the therapeutic device that form no part of the claimed design. The additional broken lines in FIGS. 9 and 10 illustrating an unclaimed item depict environmental subject matter that forms no part of the claimed design.

1 Claim, 8 Drawing Sheets






FIG. 1




FIG. 2

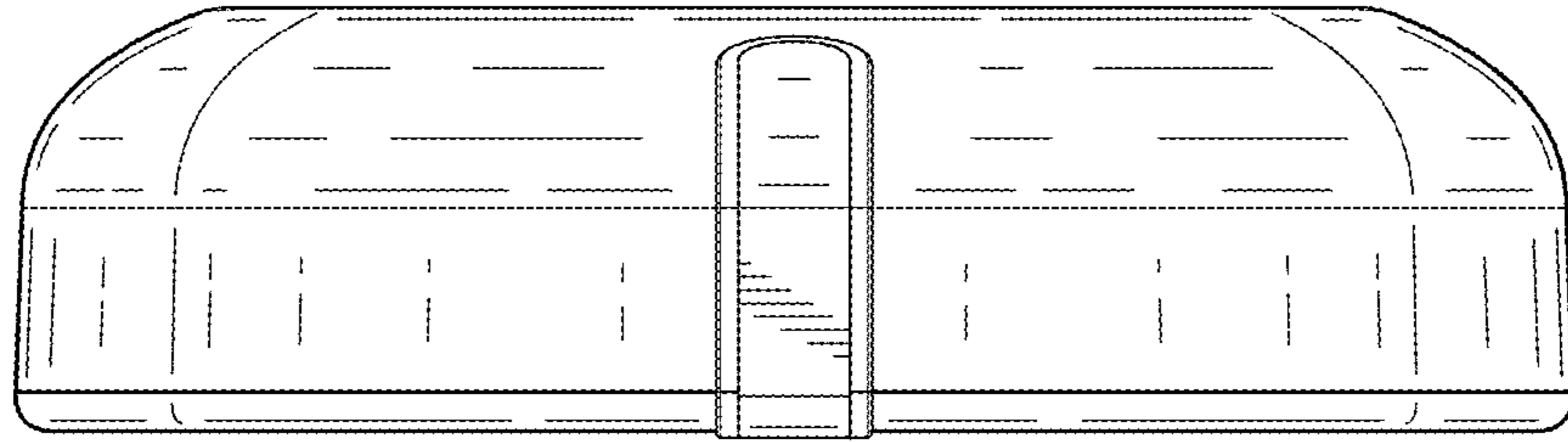


FIG. 3

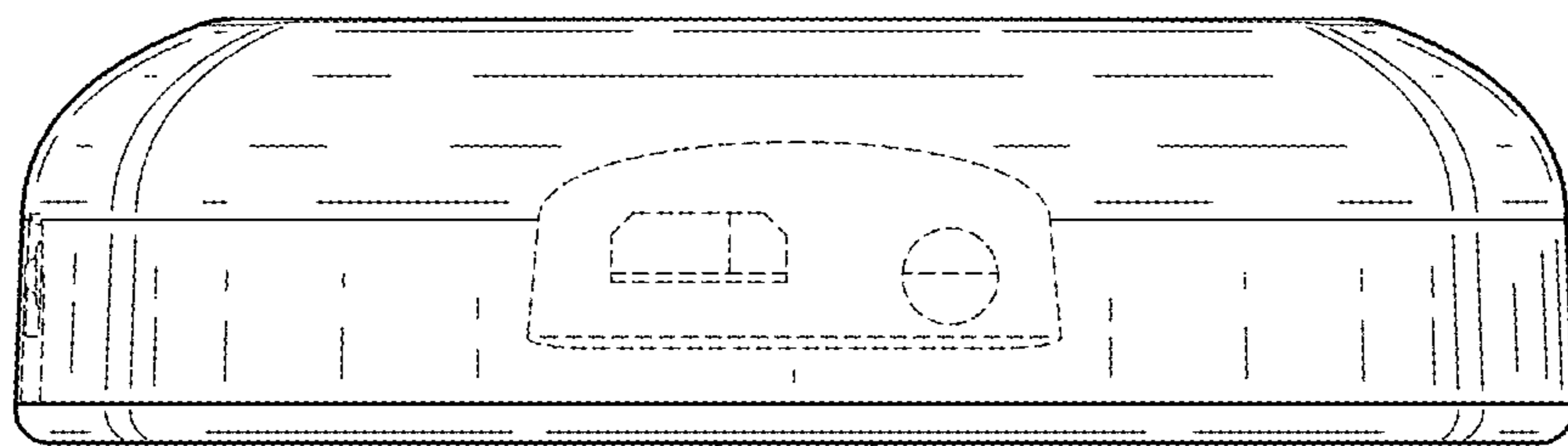


FIG. 4

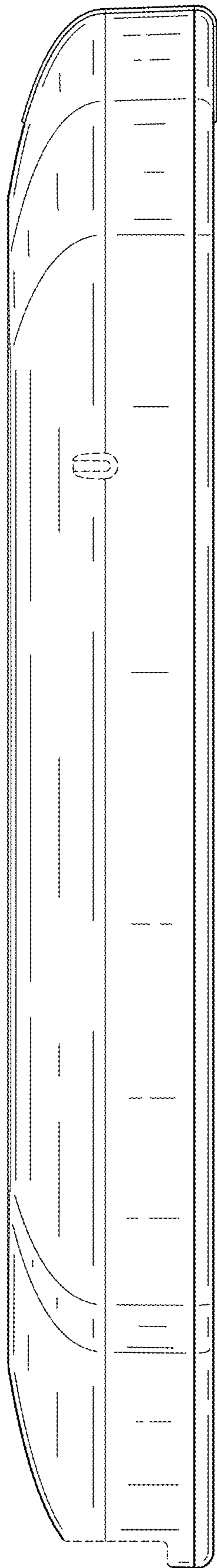


FIG. 5

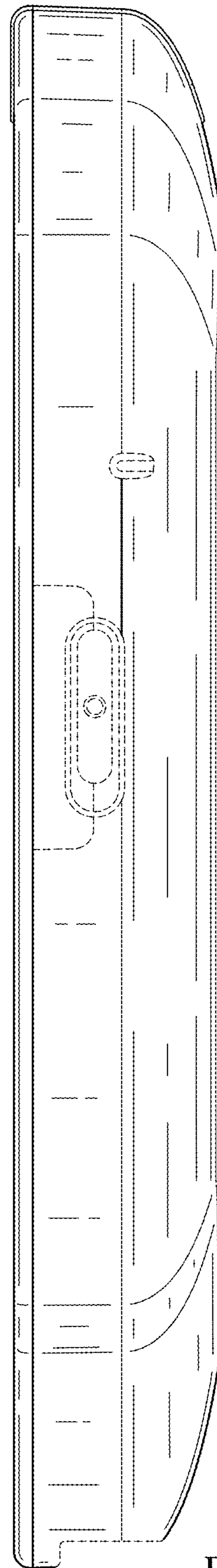


FIG. 6

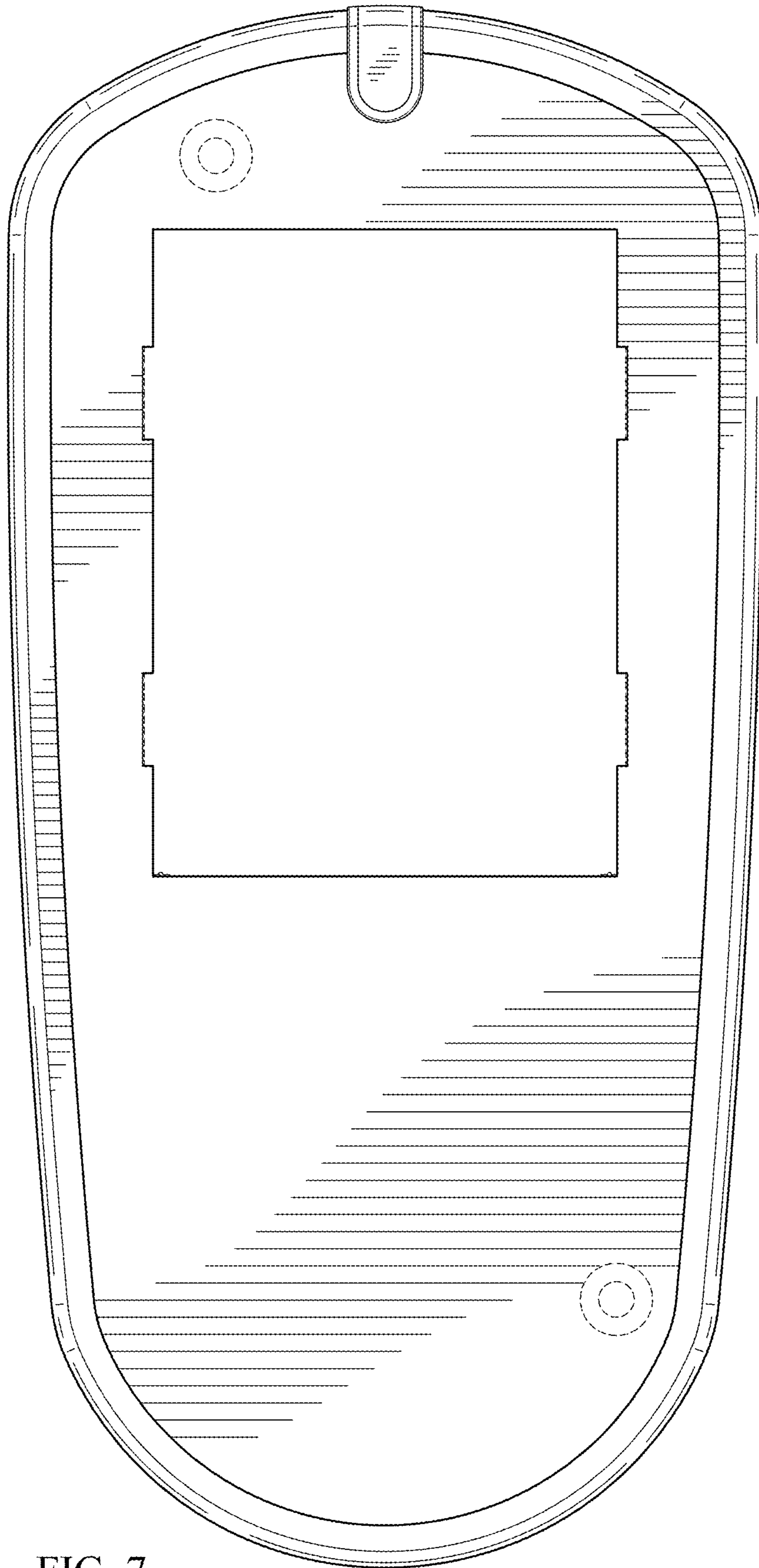


FIG. 7




FIG. 8

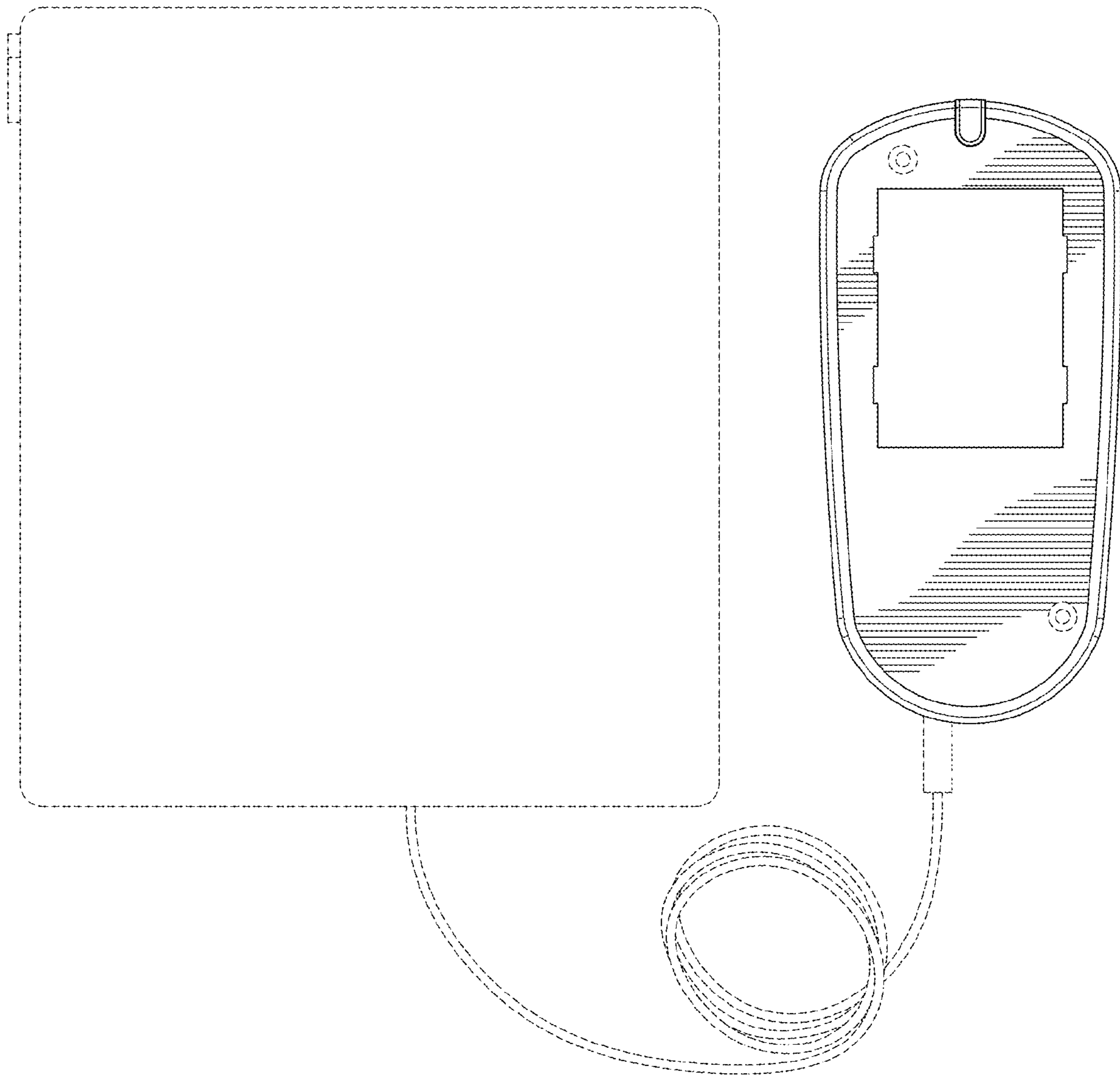


FIG. 9

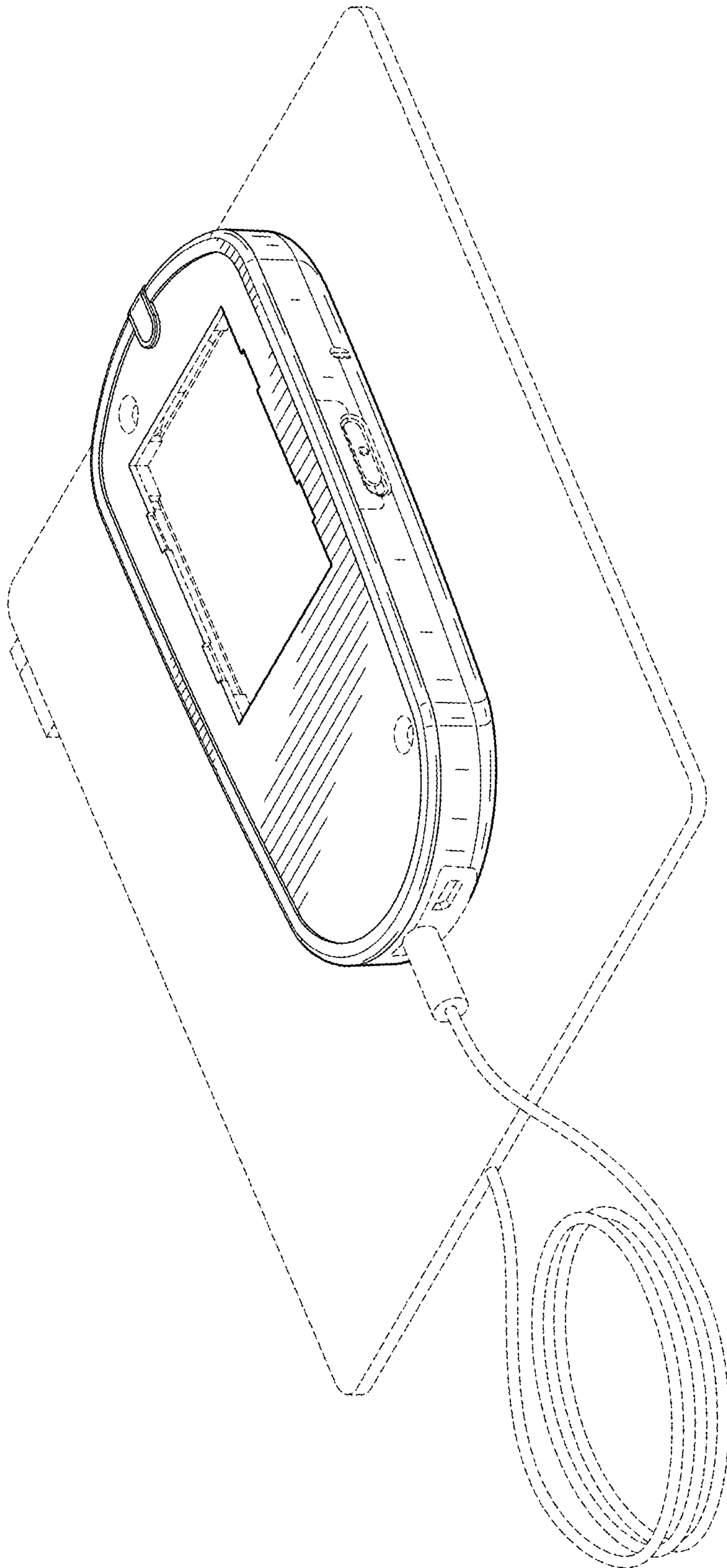


FIG. 10