



US00D945628S

(12) **United States Design Patent** (10) **Patent No.:** **US D945,628 S**
Östan et al. (45) **Date of Patent:** **** Mar. 8, 2022**

(54) **PART OF DRESSING**

(71) Applicant: **Mölnlycke Health Care AB**,
Gothenburg (SE)

(72) Inventors: **Karin Östan**, Nödinge (SE); **Angelica
Andresen**, Kungsbacka (SE); **Malin
Mårtensson**, Borås (SE); **Patrick
Rodzewicz**, Gothenburg (SE)

(73) Assignee: **Mölnlycke Health Care AB**,
Gothenburg (SE)

(**) Term: **15 Years**

(21) Appl. No.: **29/725,434**

(22) Filed: **Feb. 25, 2020**

Related U.S. Application Data

(62) Division of application No. 29/674,027, filed on Dec. 19, 2018, now Pat. No. Des. 879,979, and a division of application No. 29/587,410, filed on Dec. 13, 2016, now Pat. No. Des. 840,544.

(30) **Foreign Application Priority Data**

Jun. 23, 2016 (EM) 003235910-0001
Jun. 23, 2016 (EM) 003235910-0002
Jun. 23, 2016 (EM) 003235910-0003
Jun. 23, 2016 (EM) 003235910-0004
Jun. 23, 2016 (EM) 003235910-0005

(51) **LOC (13) Cl.** **24-04**

(52) **U.S. Cl.**
USPC **D24/189**

(58) **Field of Classification Search**

USPC D24/112, 124–128, 132, 133, 185–193,
D24/199, 200, 206, 209, 210, 212–215;
D29/100, 101.1, 108, 120.1, 121.1, 121.2;
D30/146

CPC A61F 13/023; A61F 13/066; A61F 13/064;
A61F 13/069; A61F 2013/00817

See application file for complete search history.

(56) **References Cited**

U.S. PATENT DOCUMENTS

D402,413 S * 12/1998 Mibus D29/108
D402,417 S * 12/1998 Mibus D29/108
D474,842 S 5/2003 Wolsing et al.
D625,018 S 10/2010 Smith et al.
D683,858 S 6/2013 Smith

(Continued)

FOREIGN PATENT DOCUMENTS

EM 000245253-0001 1/2005
EM 001134779-0001 9/2009

(Continued)

OTHER PUBLICATIONS

Youtube. Mepilex Border Heel Aplicacion. May 20, 2018. <https://www.youtube.com/watch?v=Ze6a2XW6c4w&t=2s> (Year: 2018).*

(Continued)

Primary Examiner — Darcey E Gottschalk

(74) *Attorney, Agent, or Firm* — Ballard Spahr LLP

(57) **CLAIM**

The ornamental design for a part of dressing, as shown and described.

DESCRIPTION

FIG. 1 is a perspective view of a part of dressing showing our new design;

FIG. 2 is a front elevational view thereof;

FIG. 3 is a right side elevational view thereof;

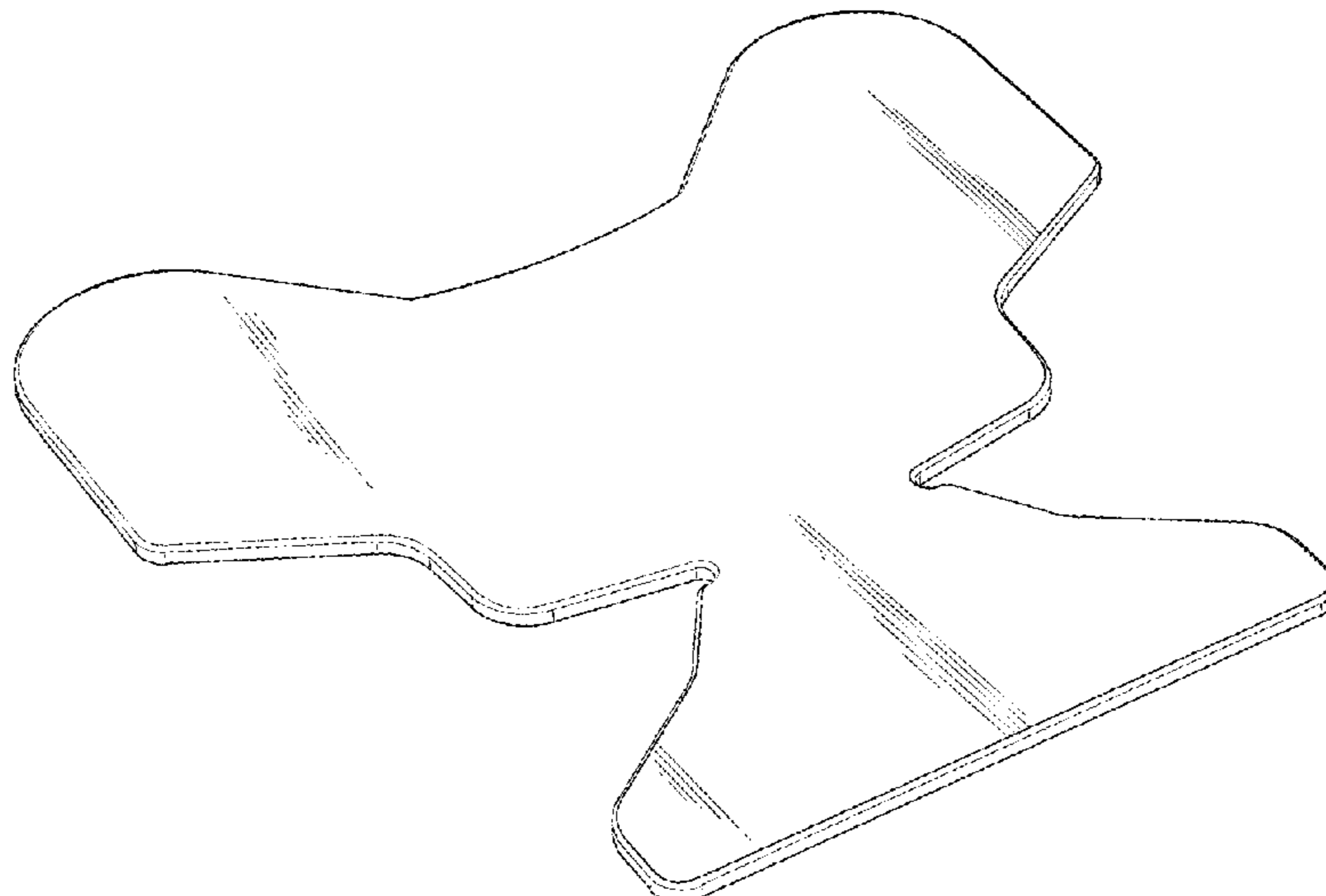
FIG. 4 is a left side elevational view thereof;

FIG. 5 is a bottom plan view thereof;

FIG. 6 is a top plan view thereof; and,

FIG. 7 is a rear elevational view thereof.

1 Claim, 4 Drawing Sheets



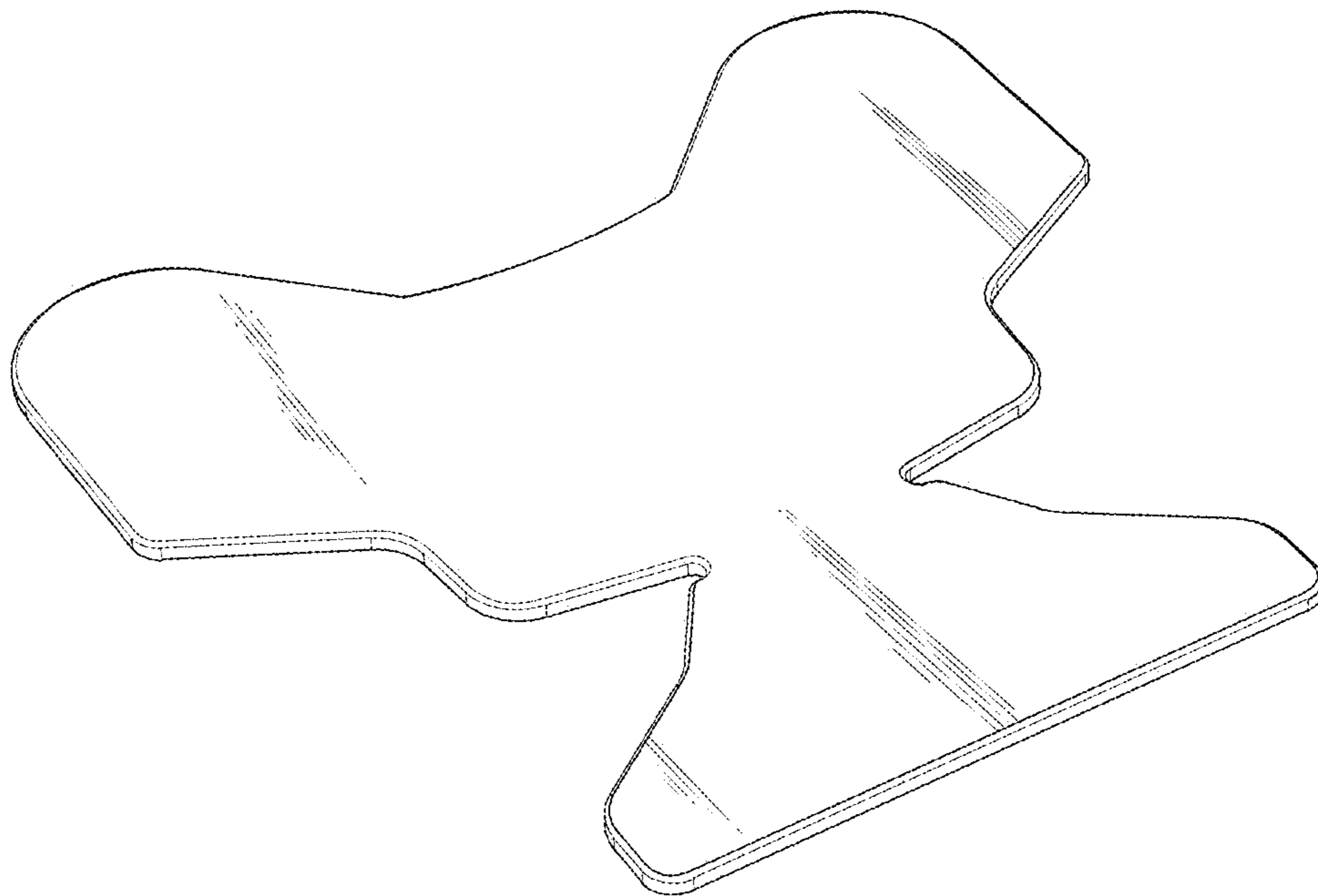


Fig. 1

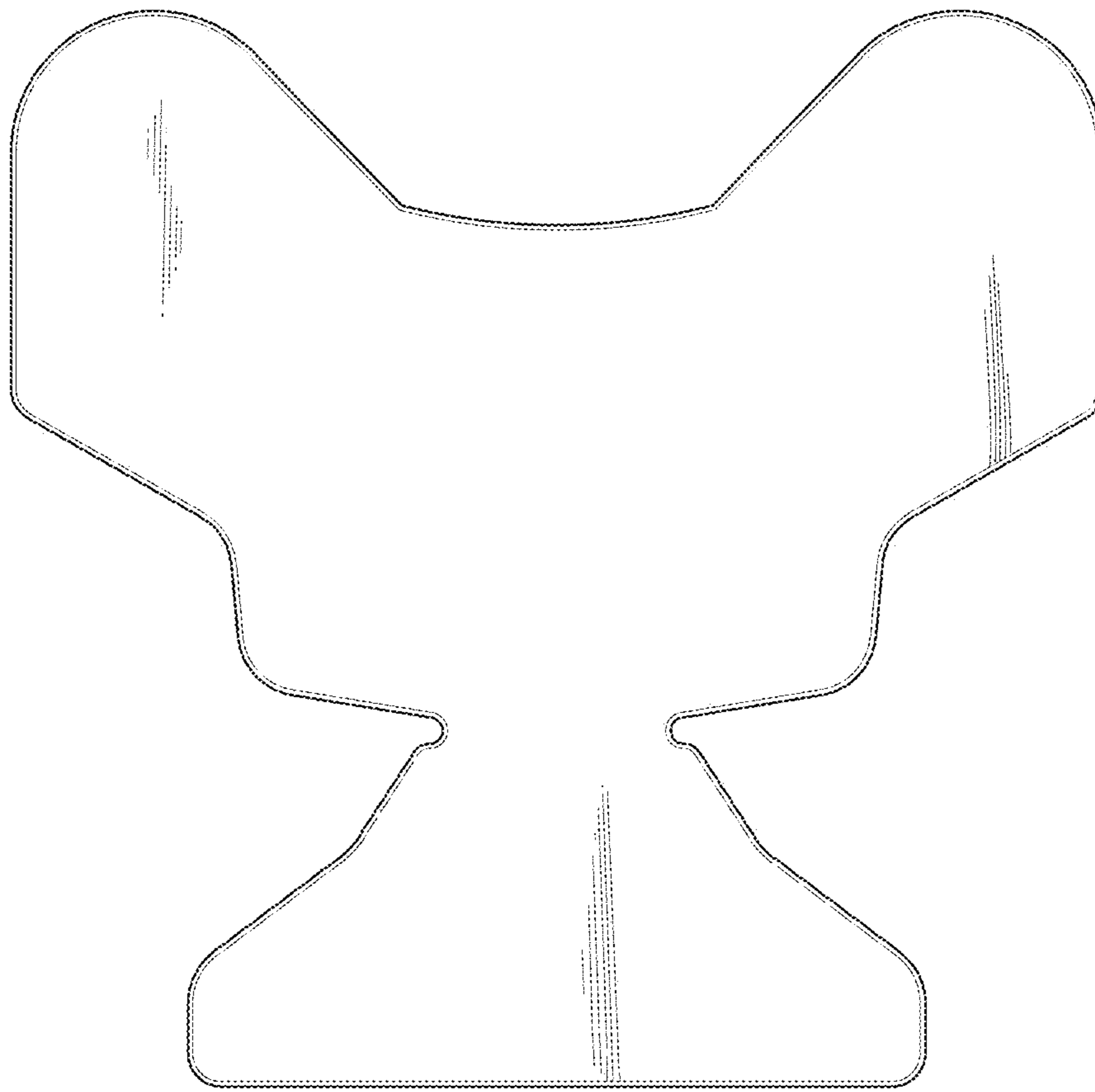


Fig. 2




Fig. 3

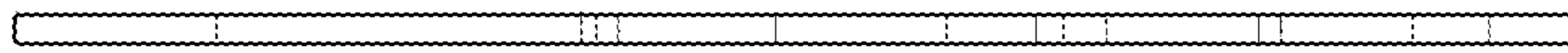


Fig. 4

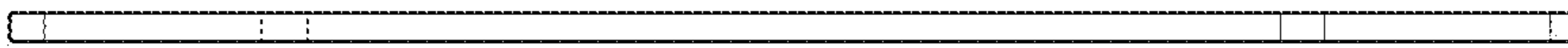


Fig. 5




Fig. 6

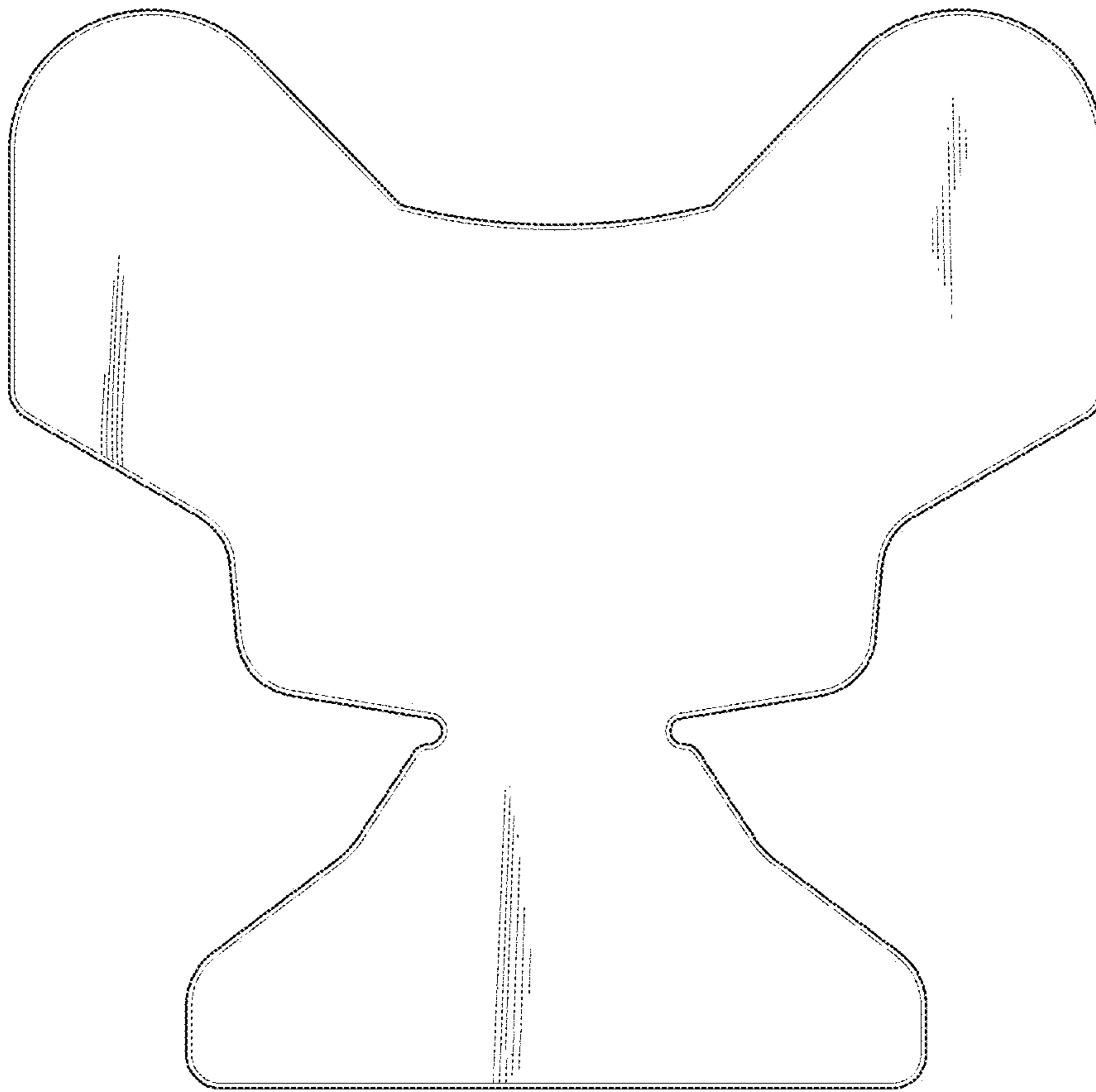


Fig. 7