



US00D945588S

(12) **United States Design Patent** (10) **Patent No.:** **US D945,588 S**
Xanthos et al. (45) **Date of Patent:** **** Mar. 8, 2022**

(54) **ESSENTIAL OIL DIFFUSER**

(71) Applicants: **Stelios Adonis Xanthos**, Highland, UT (US); **Jennifer Jordan**, Lexington, KY (US); **Devin Howells**, Salt Lake City, UT (US); **Christopher Witham**, Midvale, UT (US); **Robert S. Gipple**, Taylorsville, UT (US)

(72) Inventors: **Stelios Adonis Xanthos**, Highland, UT (US); **Jennifer Jordan**, Lexington, KY (US); **Devin Howells**, Salt Lake City, UT (US); **Christopher Witham**, Midvale, UT (US); **Robert S. Gipple**, Taylorsville, UT (US)

(73) Assignee: **Kinito, LLC**, Salt Lake City, UT (US)

(**) Term: **15 Years**

(21) Appl. No.: **29/688,373**

(22) Filed: **Apr. 19, 2019**

(51) **LOC (13) Cl.** **23-04**

(52) **U.S. Cl.**
USPC **D23/366**

(58) **Field of Classification Search**
USPC D23/355, 356, 358, 359, 360, 364, 366;
D7/316, 505; D9/435, 444, 504, 519,
D9/529, 686; D11/131.1; D28/89;
D99/5
CPC . A61L 9/03; A61L 9/012; A61L 9/015; A61L
9/037; F41J 1/01

See application file for complete search history.

(56) **References Cited**

U.S. PATENT DOCUMENTS

| | | | | | |
|------------|---|---------|-----------|-------|---------|
| D583,037 S | * | 12/2008 | Kenny | | D23/366 |
| D611,588 S | * | 3/2010 | Jorgensen | | D23/366 |
| D665,893 S | * | 8/2012 | Li | | D23/366 |
| D686,719 S | * | 7/2013 | Lin | | D23/366 |
| D700,904 S | * | 3/2014 | Miller | | D13/168 |
| D814,436 S | * | 4/2018 | Wen | | D14/150 |
| D826,738 S | * | 8/2018 | Liao | | D10/52 |
| D829,690 S | * | 10/2018 | Chen | | D14/216 |
| D848,398 S | * | 5/2019 | Huang | | D14/216 |
| D874,631 S | * | 2/2020 | Lee | | D23/366 |

* cited by examiner

Primary Examiner — John A Voytek

(74) *Attorney, Agent, or Firm* — Jason P. Webb; Pearson Butler

(57) **CLAIM**

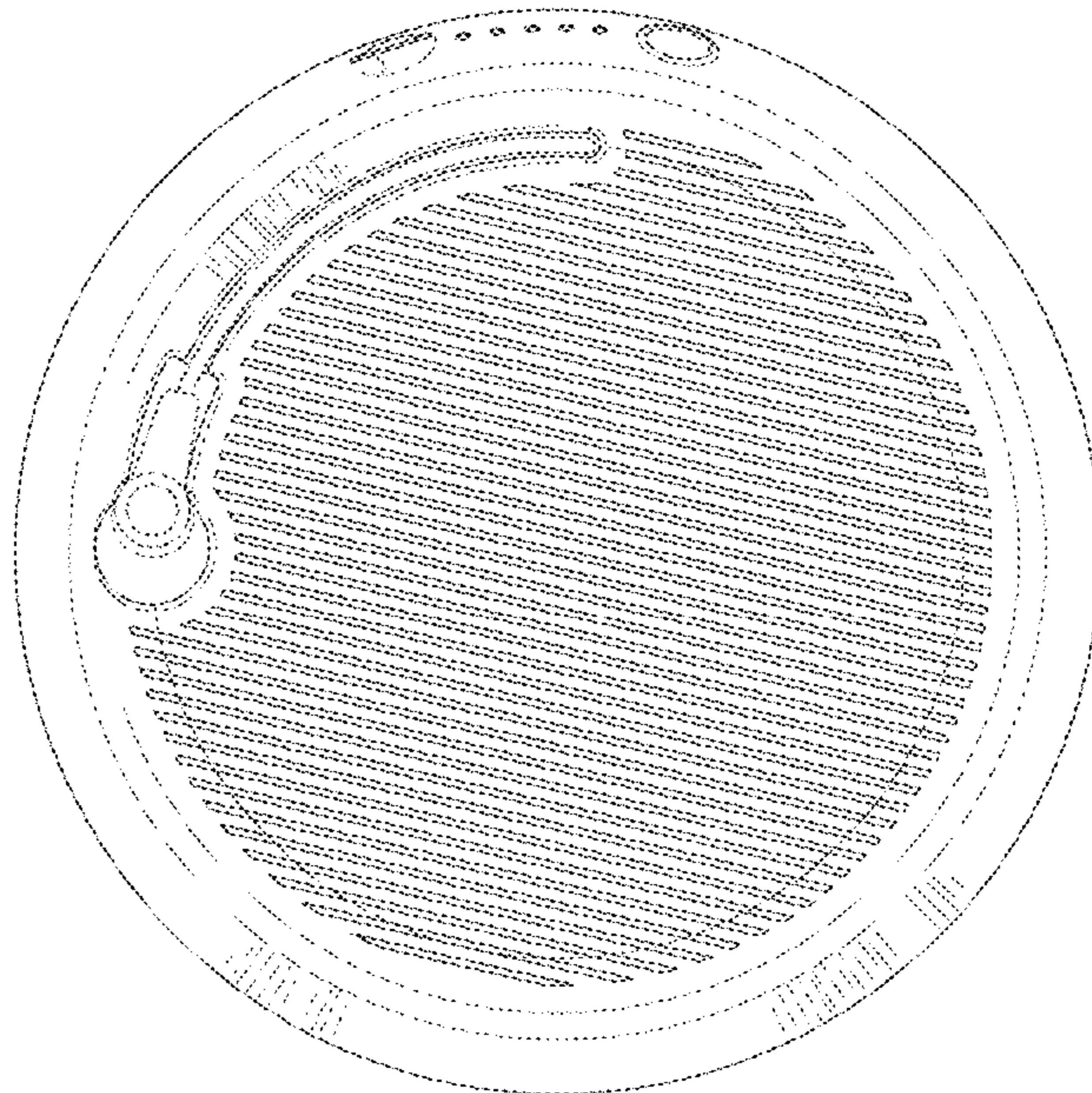
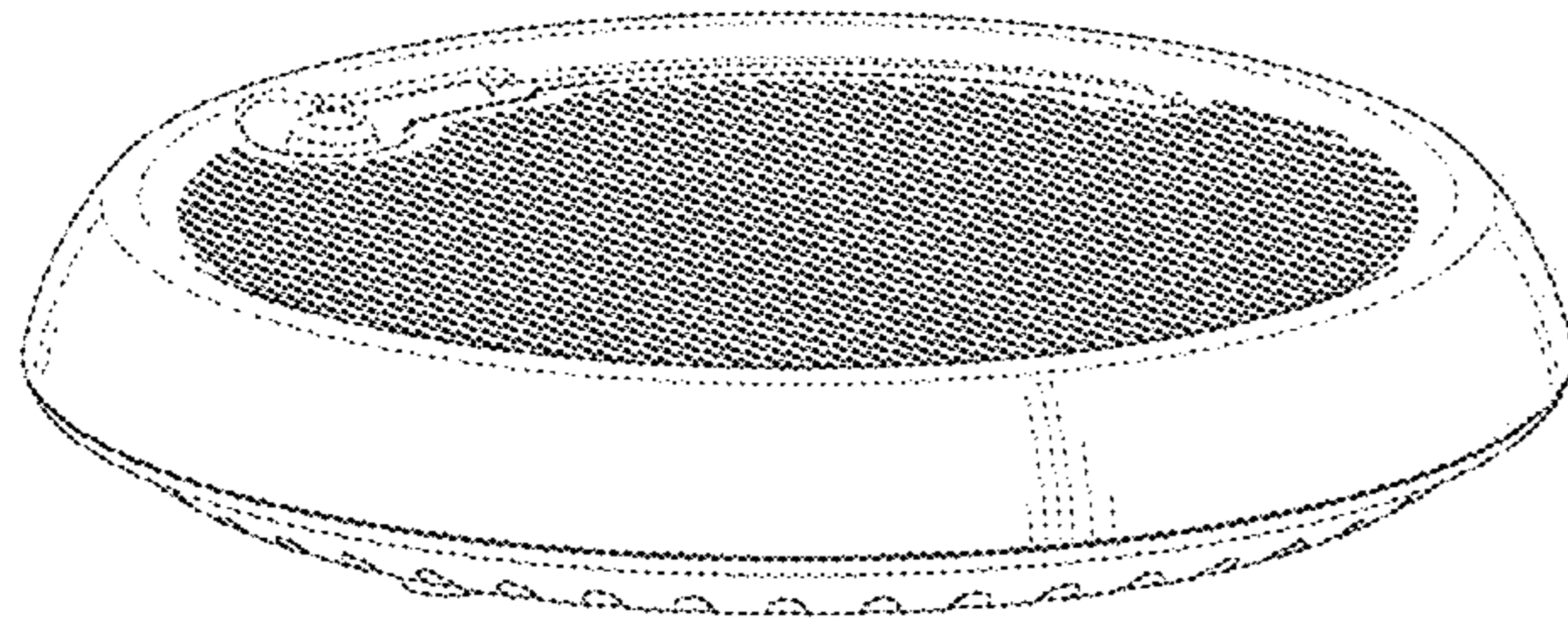
The ornamental design for an essential oil diffuser, as shown and described.

DESCRIPTION

FIG. 1 is a front elevational view of an essential oil diffuser showing my new design;
FIG. 2 is a rear elevational view thereof;
FIG. 3 is a right elevational view thereof;
FIG. 4 is a left elevational view thereof;
FIG. 5 is a bottom plan view thereof;
FIG. 6 is a top perspective view thereof; and,
FIG. 7 is a top plan view thereof.

In the drawings, the broken lines depict portions of the essential oil diffuser that form no part of the claimed design.

1 Claim, 7 Drawing Sheets



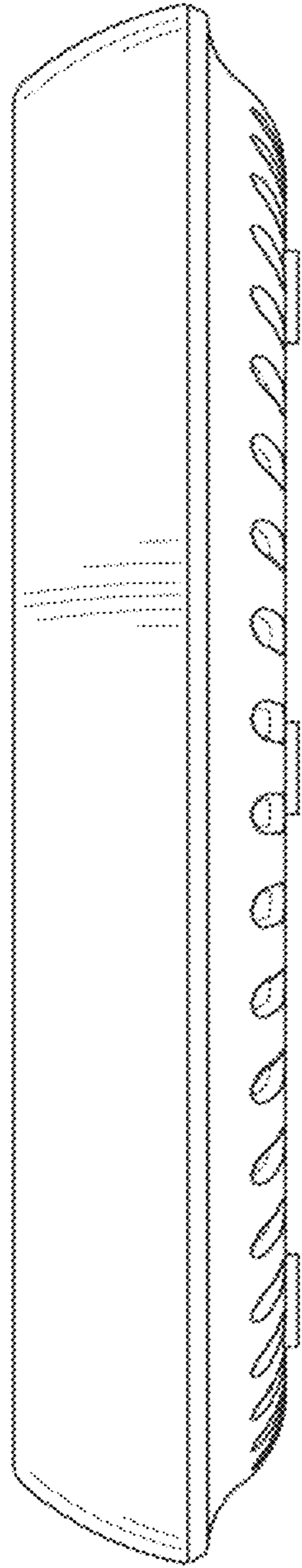


FIG. 1

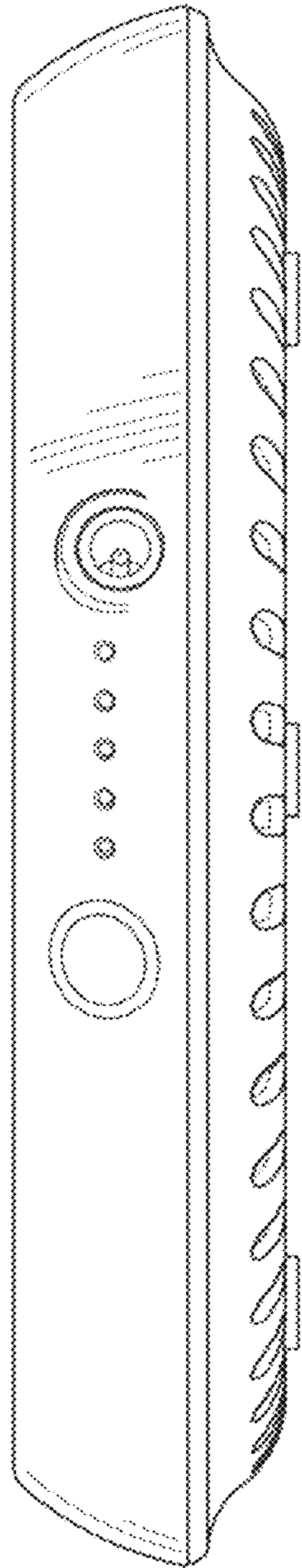


FIG. 2

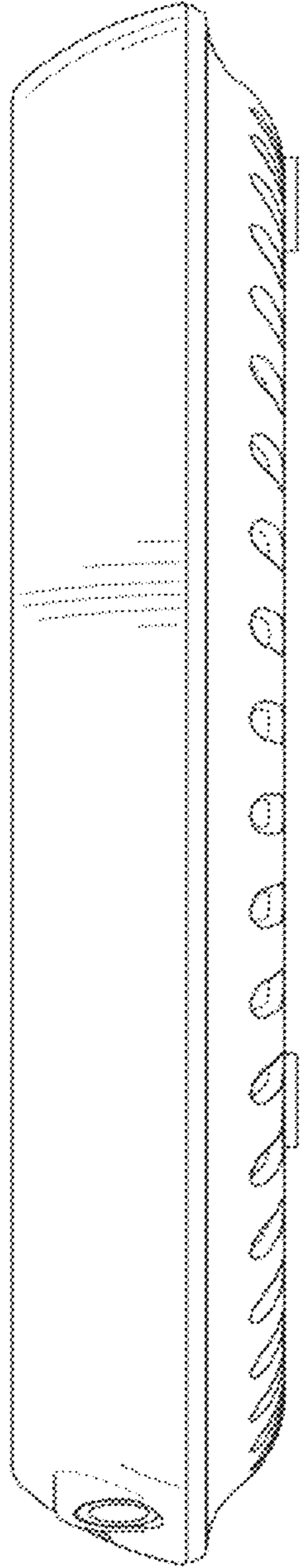


FIG. 3

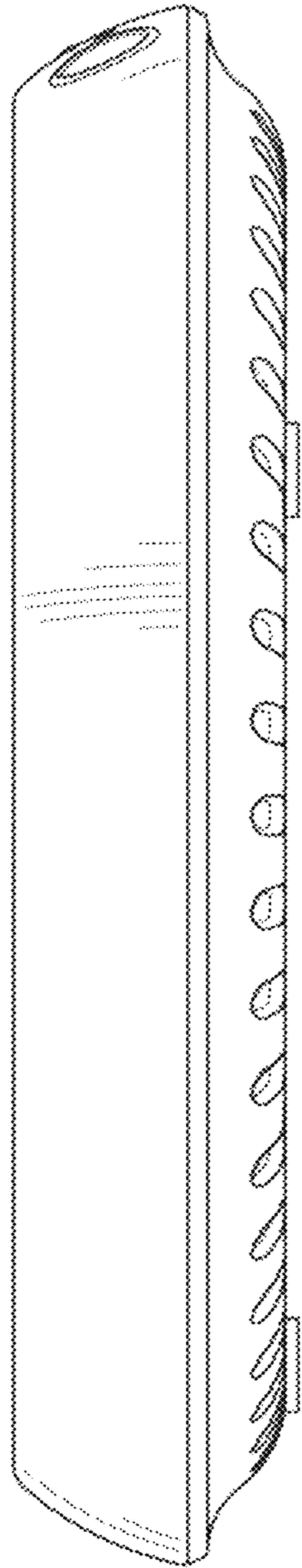


FIG. 4

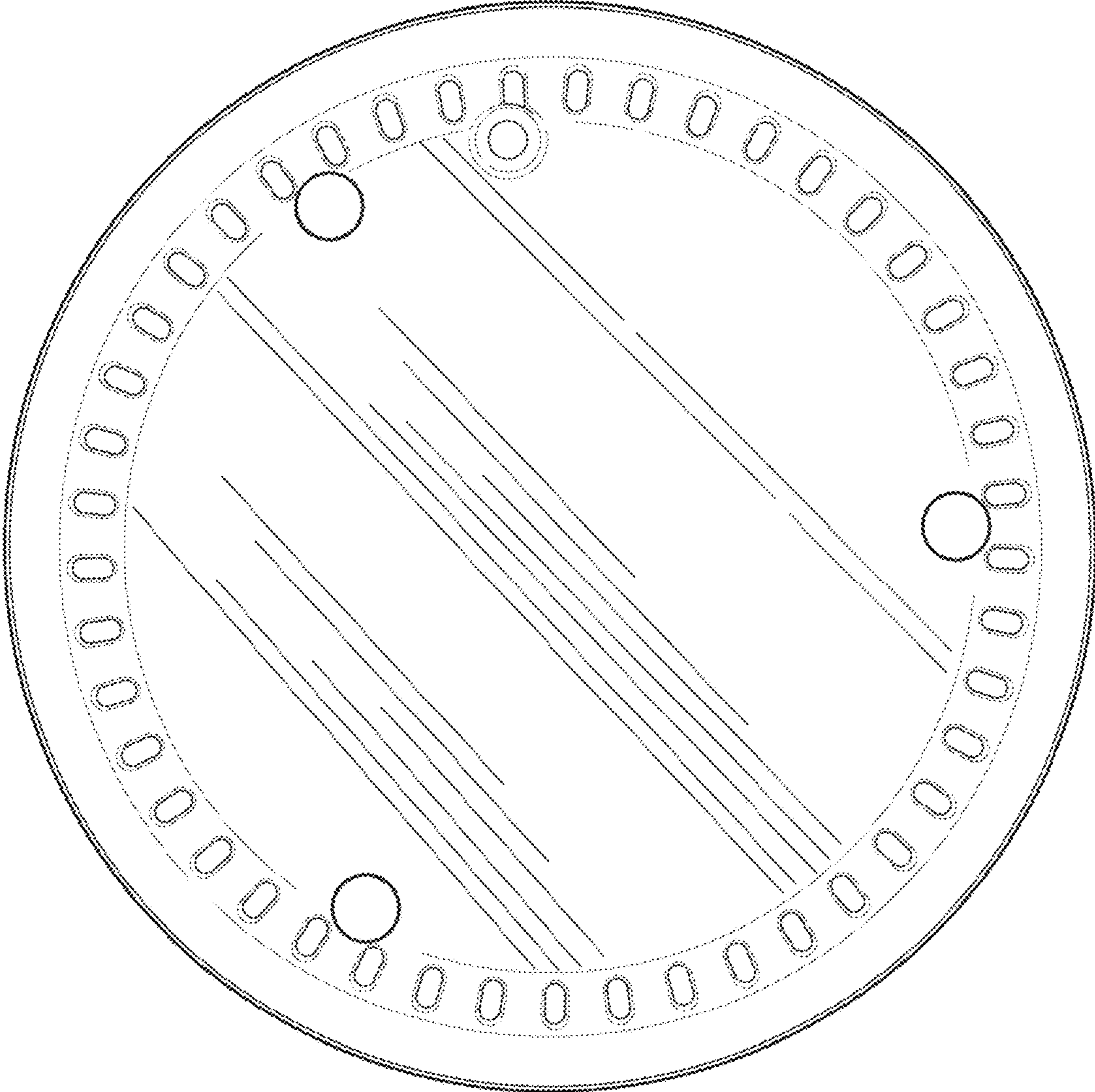


FIG. 5

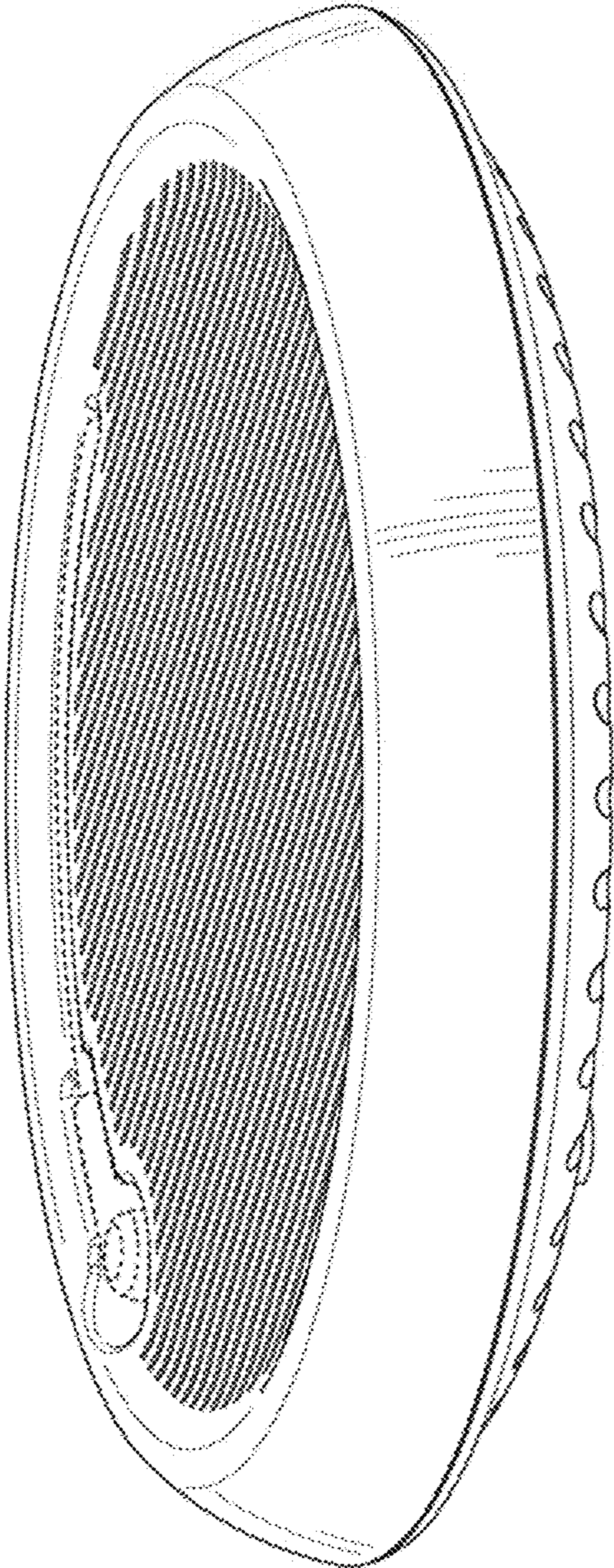


FIG. 6

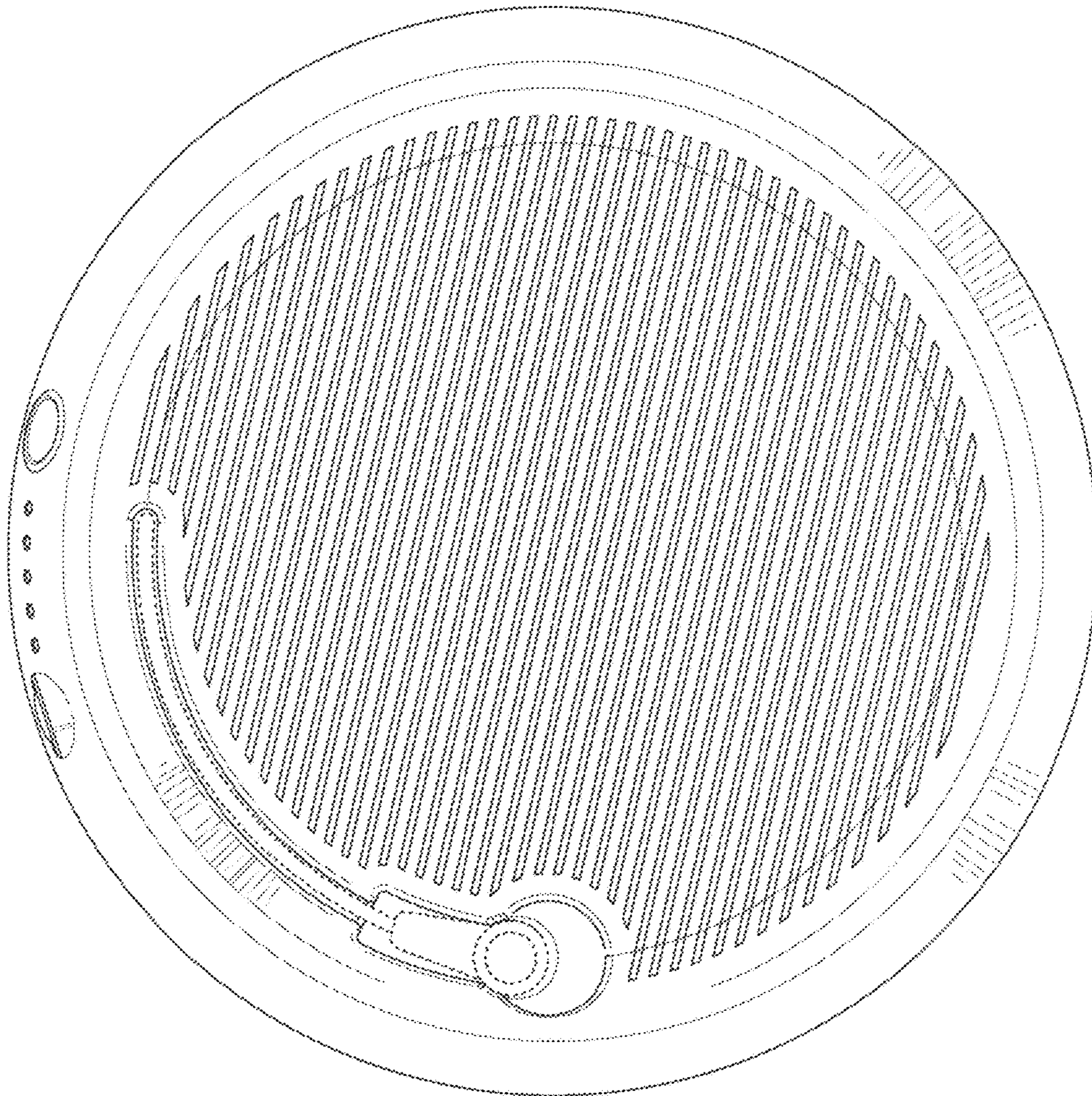


FIG. 7