



US00D945539S

(12) **United States Design Patent**
Chen

(10) **Patent No.:** **US D945,539 S**
(45) **Date of Patent:** **** Mar. 8, 2022**

(54) **WEIGHT PLATE**

(71) Applicant: **SHANXI LIYE TECHNOLOGY CO., LTD.**, Taiyuan (CN)

(72) Inventor: **Zhaogang Chen**, Xuzhou (CN)

(73) Assignee: **SHANXI LIYE TECHNOLOGY CO., LTD.**, Taiyuan (CN)

(**) Term: **15 Years**

(21) Appl. No.: **29/780,797**

(22) Filed: **Apr. 27, 2021**

(51) **LOC (13) Cl.** **21-02**

(52) **U.S. Cl.**
USPC **D21/680**

(58) **Field of Classification Search**
USPC D21/665, 675, 677, 679, 680, 681;
D8/331

See application file for complete search history.

(56) **References Cited**

U.S. PATENT DOCUMENTS

D562,415 S *	2/2008	Xu	D21/680
D566,209 S *	4/2008	Alessandri	D21/681
D722,348 S *	2/2015	Kessler	D21/680
D751,157 S *	3/2016	Irwin	D21/680
D798,968 S	10/2017	Lien		
D851,711 S	6/2019	Brezovar		
D896,901 S *	9/2020	Jones	D21/681
11,097,147 B2 *	8/2021	Jones	A63B 21/072
D930,764 S *	9/2021	Jones	D21/680
2020/0360755 A1 *	11/2020	Rothschild	A63B 21/0607

OTHER PUBLICATIONS

Ader sporting goods, announced 2015[online], [site visited Dec. 29, 2021]. Available on internet, URL:https://www.amazon.com/Ader-Sporting-Goods-Rubber-Olympic/dp/B0112OFAKW/ref (Year: 2015).*
Champion barbell, announced 2014[online], [site visited Dec. 29, 2021]. Available on internet, URL:https://www.amazon.com/Champion-Barbell-Olympic-Rubber-35-Pound/dp/B0032VMKP2/ref (Year: 2014).*

Champion barbell, announced 2010[online], [site visited Dec. 29, 2021]. Available on internet, URL:https://www.amazon.com/Champion-Rubber-Coated-Plate-10-Pound/dp/B0032VF7PW/ref (Year: 2010).*

* cited by examiner

Primary Examiner — Khawaja Anwar
Assistant Examiner — Julice Seung Eun Oum

(57) **CLAIM**

The ornamental design for a weight plate, shown and described.

DESCRIPTION

FIG. 1 is a perspective view of a weight plate showing my new design;

FIG. 2 is another perspective view thereof;

FIG. 3 is a front elevational view thereof;

FIG. 4 is a rear elevational view thereof;

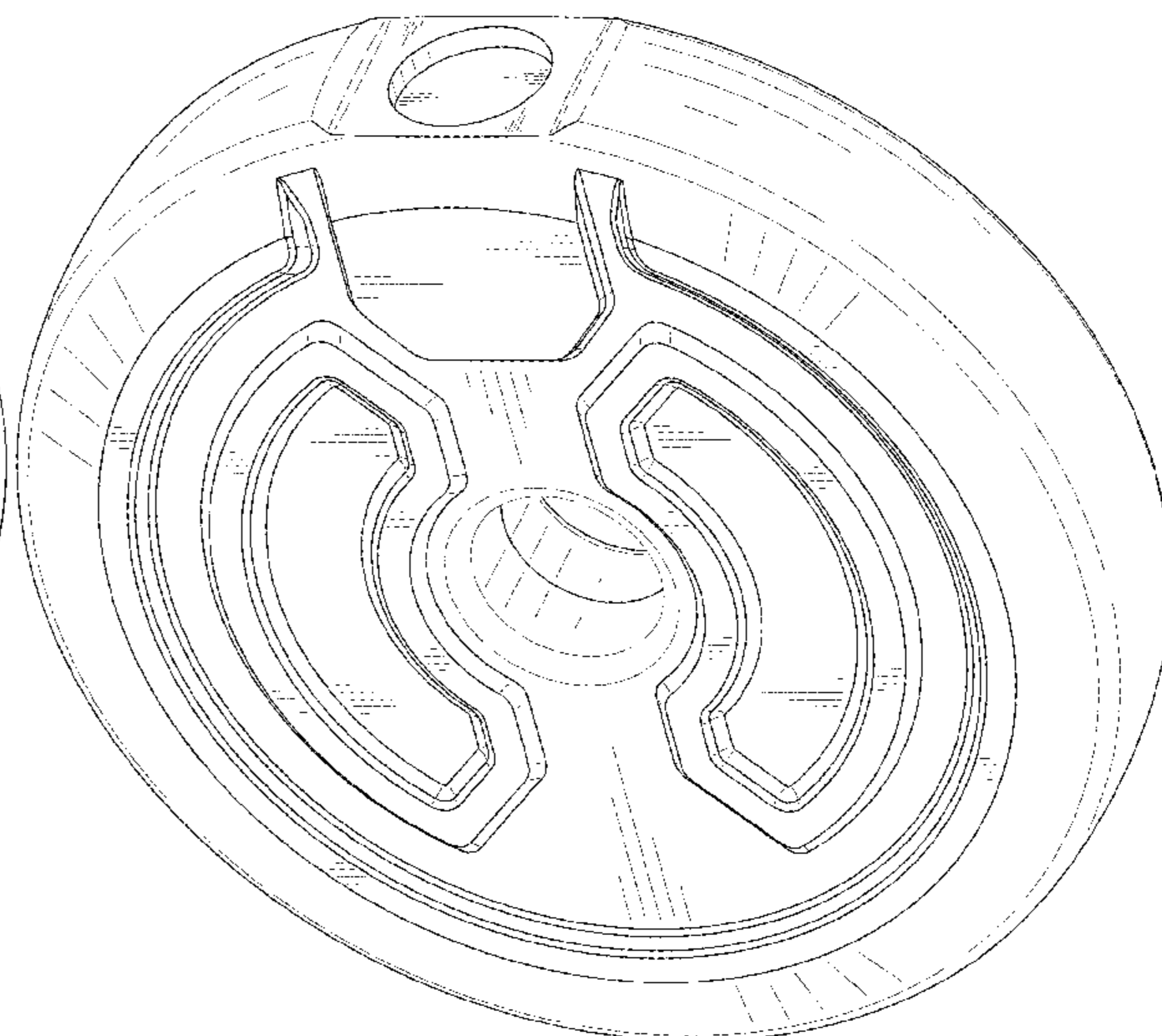
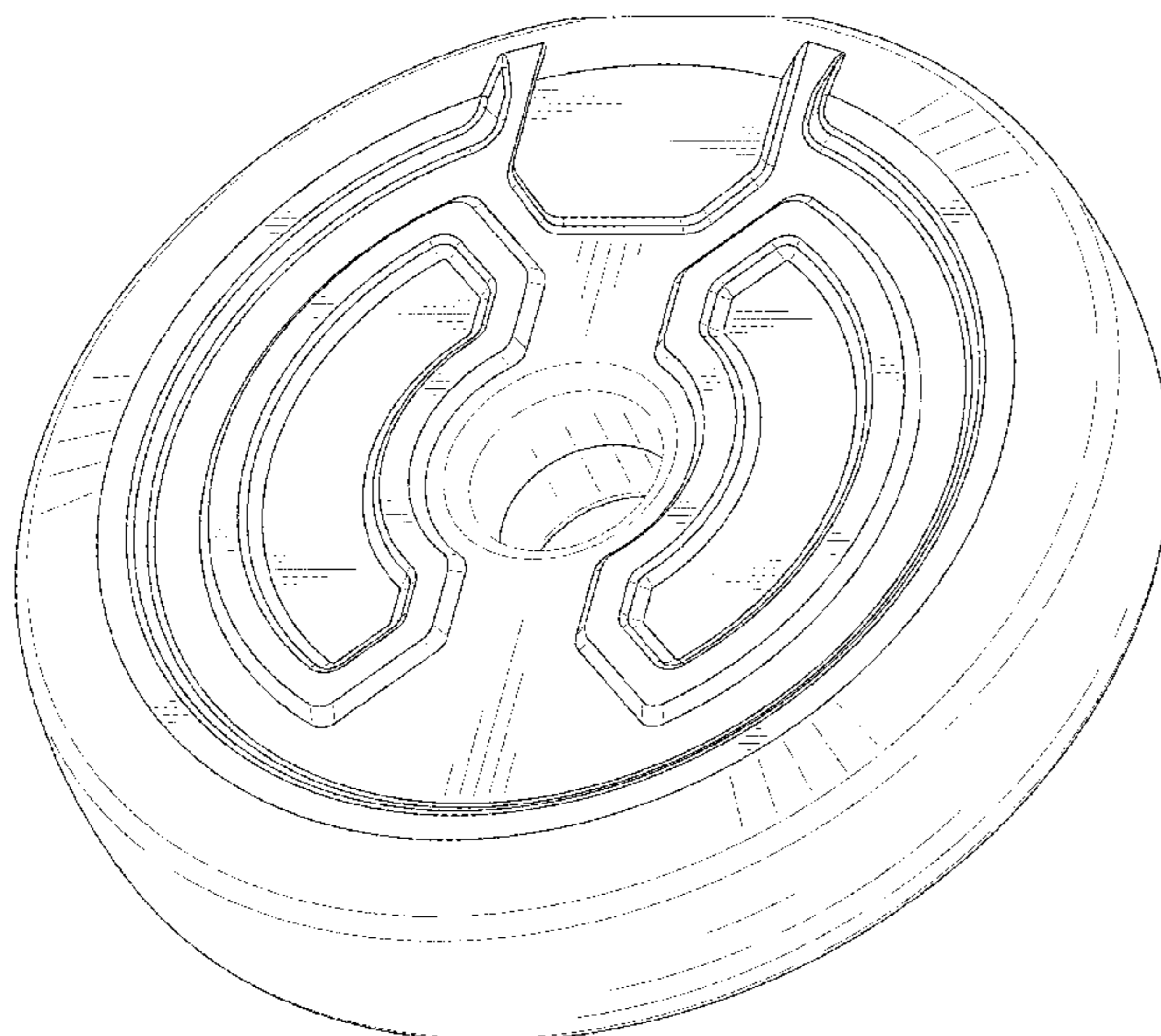
FIG. 5 is a left side elevational view thereof;

FIG. 6 is a right side elevational view thereof;

FIG. 7 is a top plan view thereof; and,

FIG. 8 is a bottom plan view thereof.

1 Claim, 8 Drawing Sheets



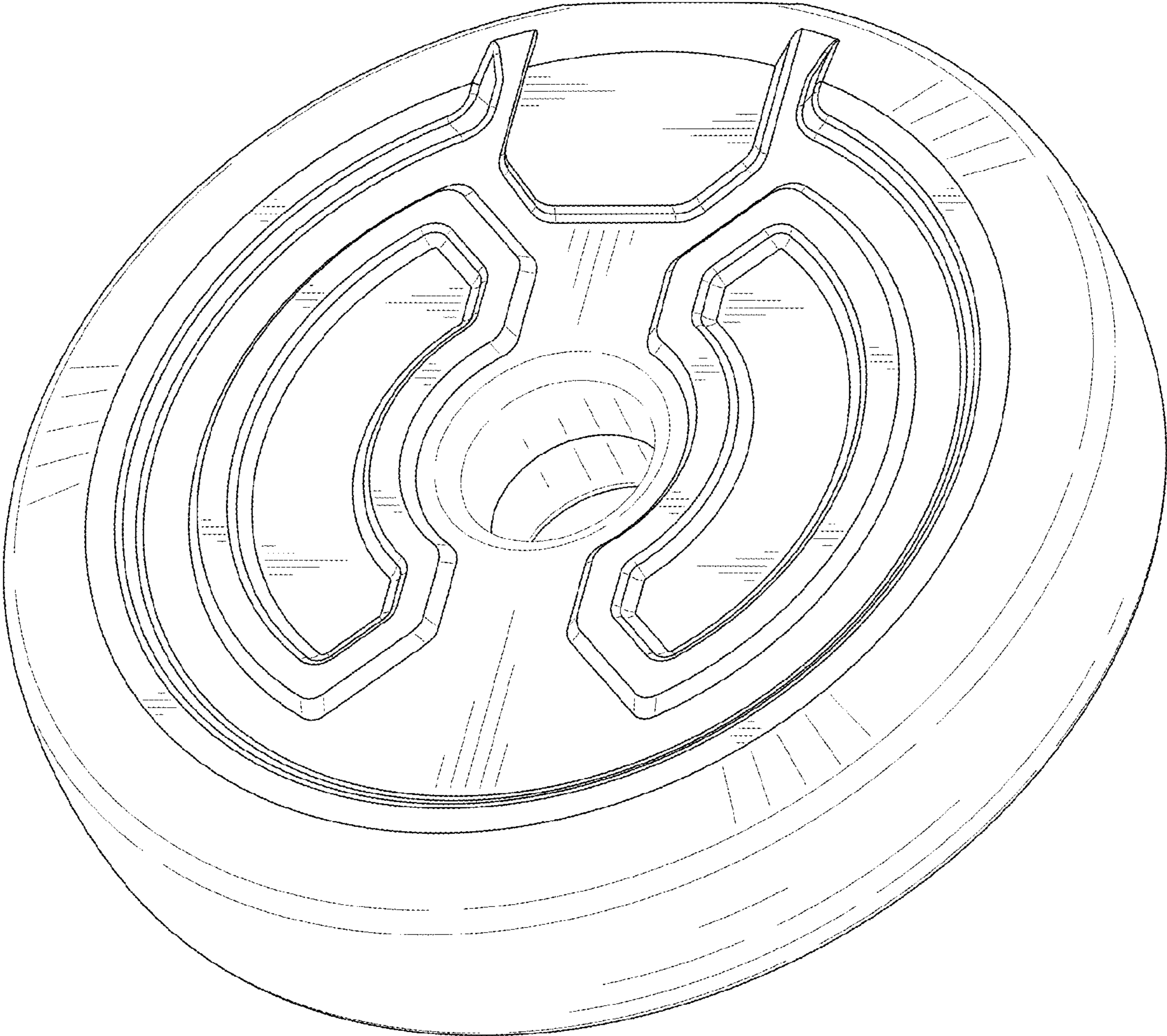


FIG. 1

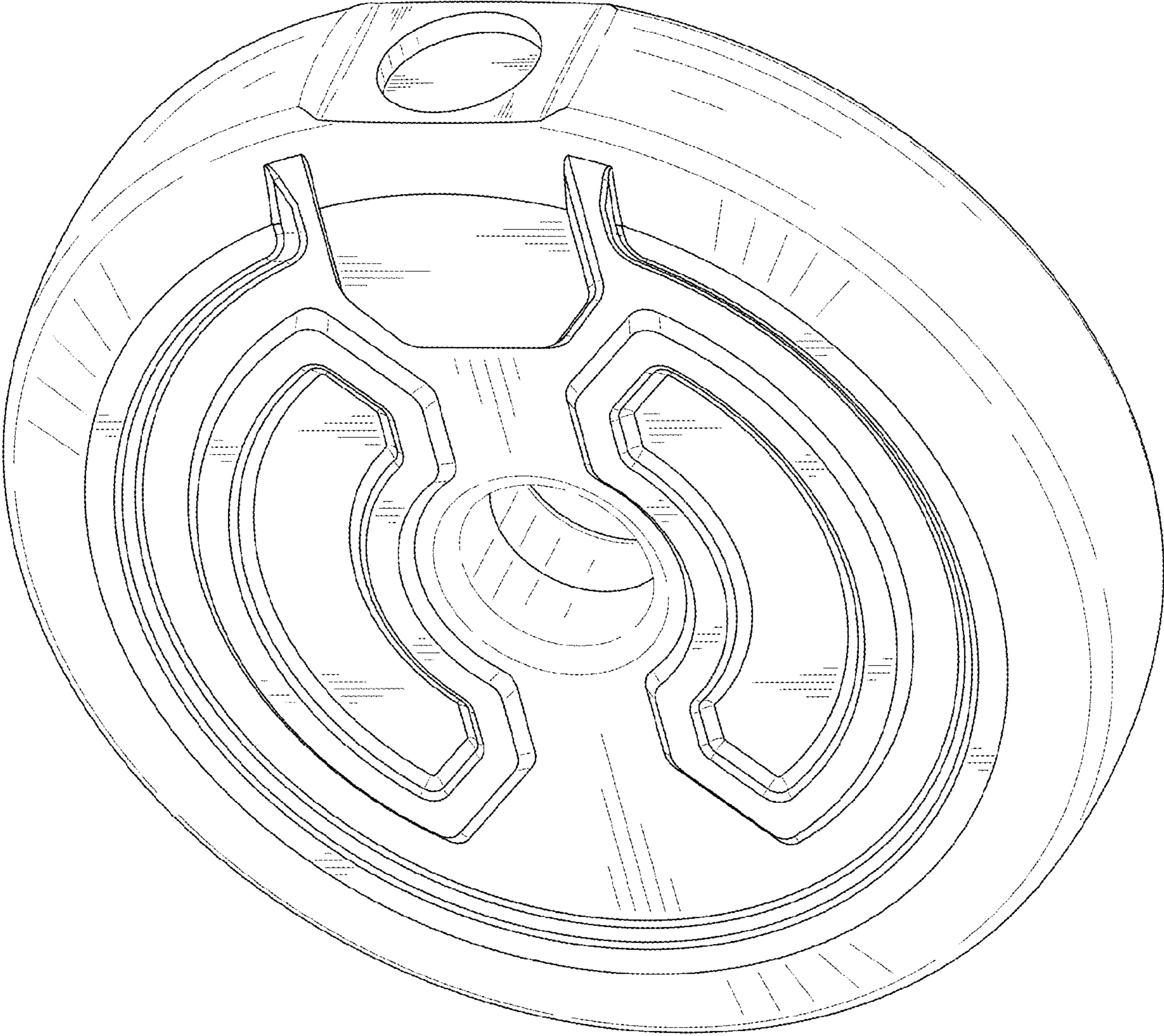


FIG. 2




FIG. 3




FIG. 4




FIG. 5




FIG. 6

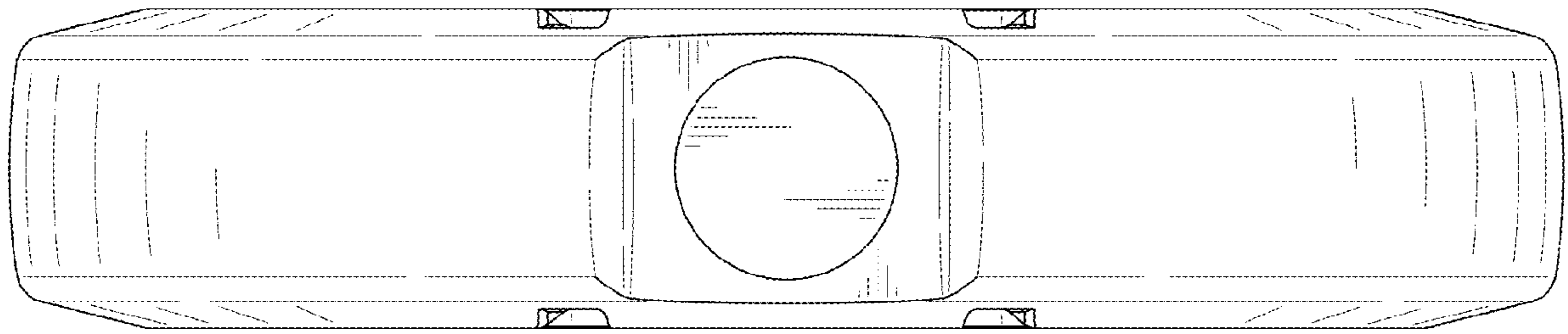


FIG. 7




FIG. 8