



US00D945530S

(12) **United States Design Patent**
Xu

(10) **Patent No.:** **US D945,530 S**

(45) **Date of Patent:** **** Mar. 8, 2022**

(54) **OPEN NEON SIGN**

(71) Applicant: **Tianlong Xu**, Zhejiang (CN)

(72) Inventor: **Tianlong Xu**, Zhejiang (CN)

(**) Term: **15 Years**

(21) Appl. No.: **29/731,266**

(22) Filed: **Apr. 14, 2020**

(51) **LOC (13) Cl.** **20-03**

(52) **U.S. Cl.**
USPC **D20/42**

(58) **Field of Classification Search**
USPC D20/10, 11, 19, 22, 23, 26, 27, 28, 29,
D20/39, 41, 42, 43, 99

CPC G09F 13/20; G09F 13/08; G09F 13/04;
G09F 13/00; G09F 19/10; G09F 19/00;
G09F 19/02

See application file for complete search history.

(56) **References Cited**

U.S. PATENT DOCUMENTS

D456,850 S *	5/2002	Fallon	D20/10
D460,490 S *	7/2002	Fallon	D20/10
D461,846 S *	8/2002	Fallon	D20/10
D477,032 S *	7/2003	Fallon	D20/10
D544,038 S *	6/2007	Kaoh	D20/10
D545,907 S *	7/2007	Nelson	D20/10
D545,909 S *	7/2007	Jacobs	D20/42
D591,797 S *	5/2009	Donnelly	D20/42
D599,410 S *	9/2009	Kaoh	D20/42

D599,411 S *	9/2009	Kaoh	D20/42
D608,834 S *	1/2010	Donnelly	D20/42
D613,340 S *	4/2010	Donnelly	D20/42
D641,425 S *	7/2011	Smith	D20/42
D651,656 S *	1/2012	Smith	D20/42
D680,593 S *	4/2013	Kaoh	D20/42
D687,897 S *	8/2013	Smith	D20/42
D724,673 S *	3/2015	Li	D20/42
9,626,883 B2 *	4/2017	Maynard	G08B 21/18
2019/0244551 A1 *	8/2019	Chiang	G09F 13/22

* cited by examiner

Primary Examiner — Mary Ann Calabrese

Assistant Examiner — Catherine Ho

(57) **CLAIM**

I claim the ornamental design for an open neon sign, as shown and described.

DESCRIPTION

FIG. 1 is a perspective view of an open neon sign, showing my new design.

FIG. 2 is a front elevational view thereof;

FIG. 3 is a rear elevational view thereof;

FIG. 4 is a left side elevational view thereof;

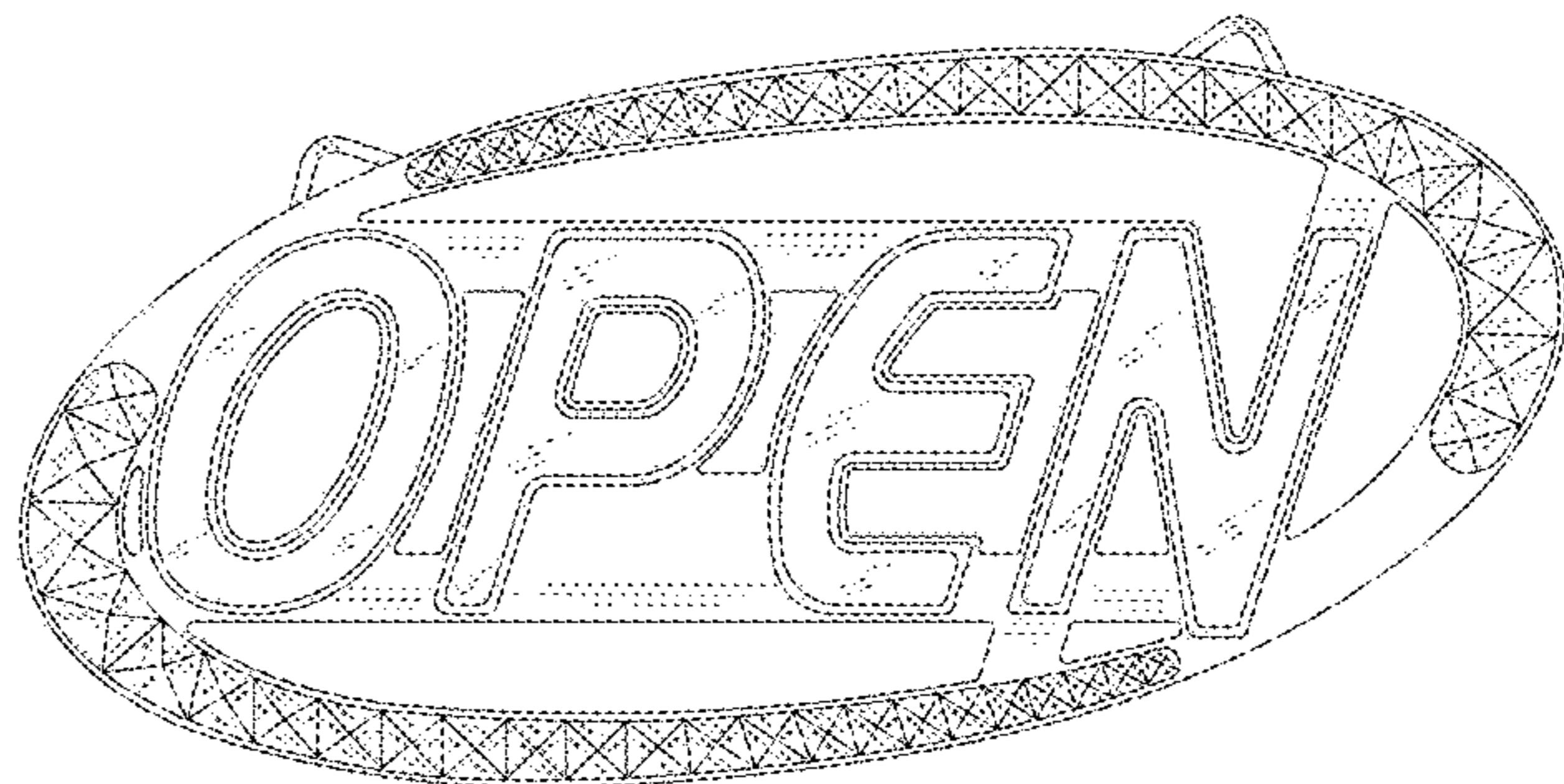
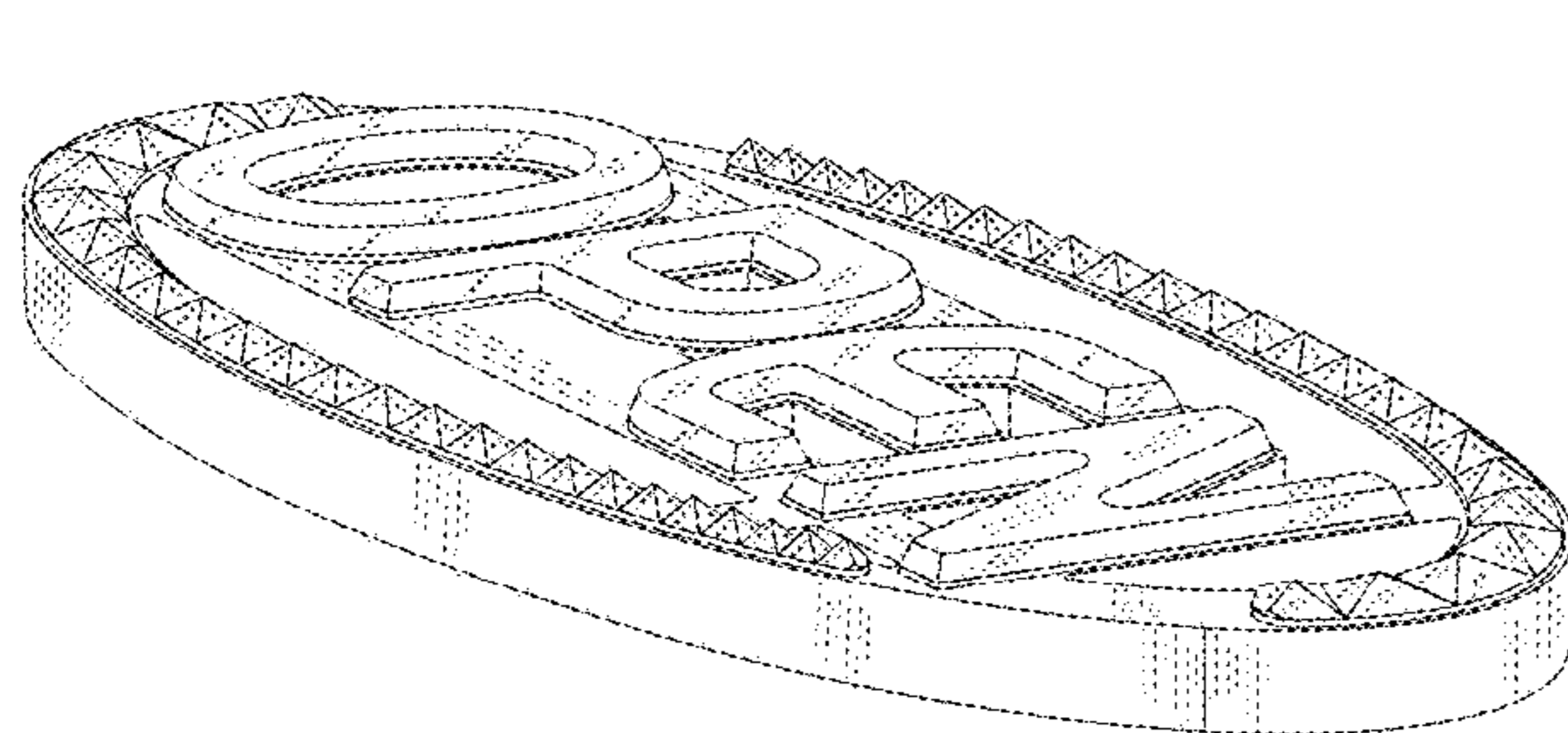
FIG. 5 is a right side elevational view thereof;

FIG. 6 is a top plan view thereof; and,

FIG. 7 is a bottom plan view thereof.

The broken lines in the drawings depict portions of the article that form no part of the claimed design.

1 Claim, 7 Drawing Sheets



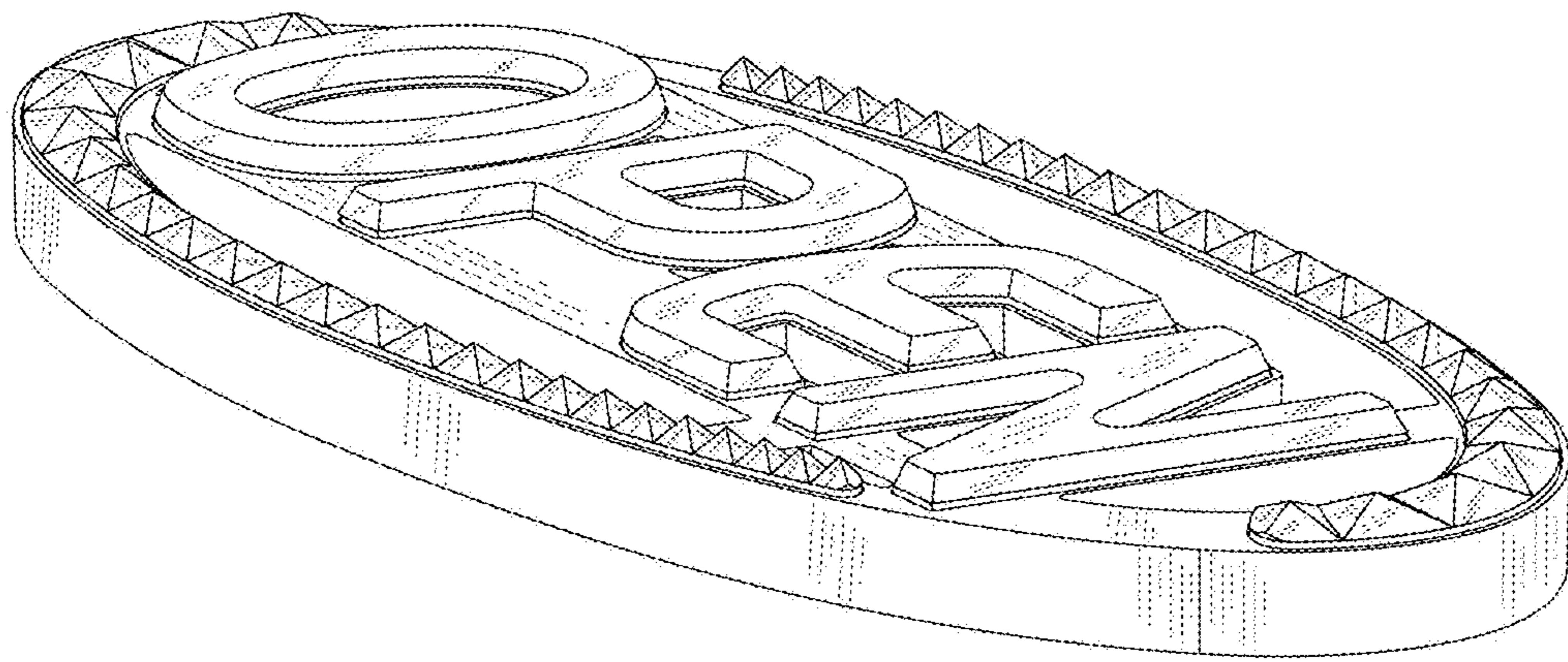


FIG. 1

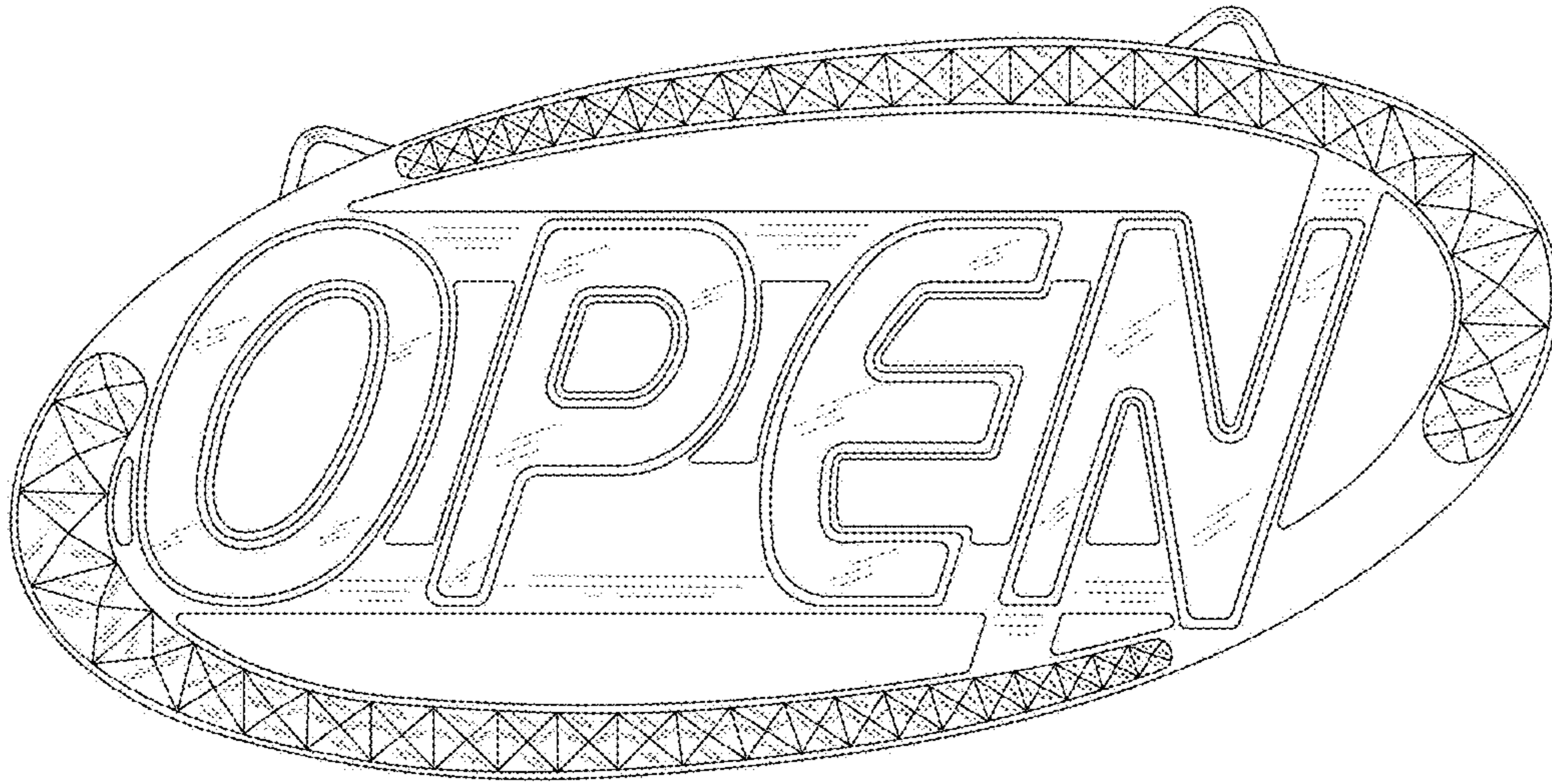


FIG. 2

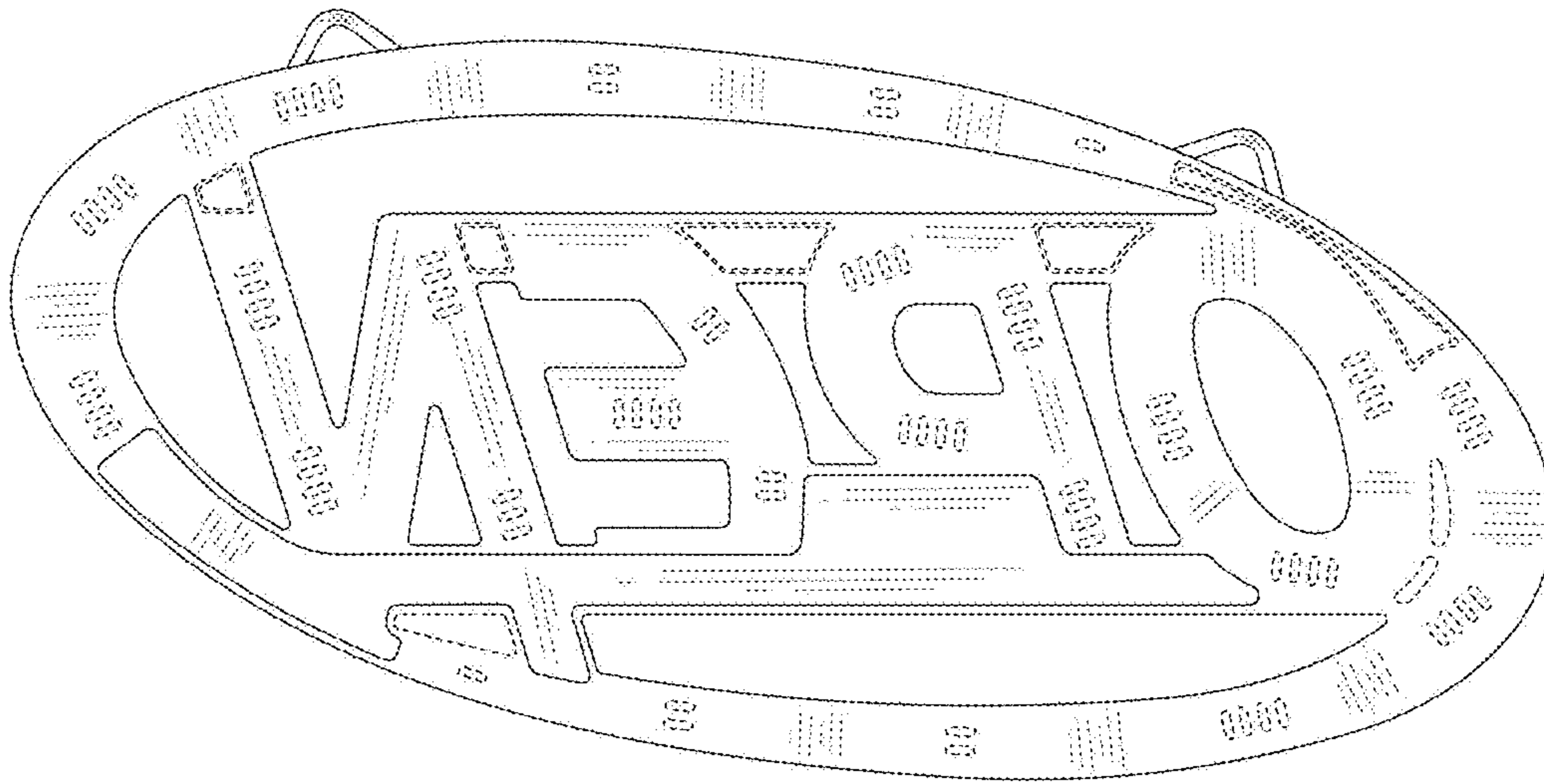


FIG. 3



FIG. 4

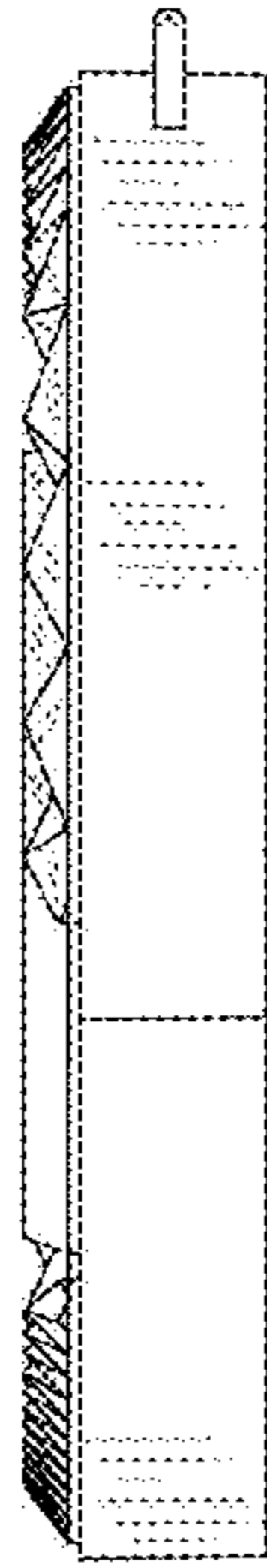


FIG. 5



FIG. 6




FIG. 7