



US00D945484S

(12) **United States Design Patent**
Williams

(10) **Patent No.:** **US D945,484 S**
(45) **Date of Patent:** **** Mar. 8, 2022**

(54) **DISPLAY SCREEN OR PORTION THEREOF WITH GRAPHICAL USER INTERFACE**

(71) Applicant: **Apple Inc.**, Cupertino, CA (US)

(72) Inventor: **Aled Williams**, Llandeilo (GB)

(73) Assignee: **Apple Inc.**, Cupertino, CA (US)

(**) Term: **15 Years**

(21) Appl. No.: **29/727,235**

(22) Filed: **Mar. 9, 2020**

(51) **LOC (13) Cl.** **14-04**

(52) **U.S. Cl.**
USPC **D14/492**

(58) **Field of Classification Search**
USPC D14/489-495
CPC G06F 3/04817; H04N 1/00424
See application file for complete search history.

(56) **References Cited**

U.S. PATENT DOCUMENTS

1,329,658 A	2/1920	Kyle et al.
3,952,158 A	4/1976	Kyle et al.
4,037,064 A	7/1977	Yasuda
D254,183 S	2/1980	Doodson
D254,616 S	4/1980	Tabata
D262,019 S	11/1981	Upshaw
D272,904 S	3/1984	Kawano
D348,466 S	7/1994	Yamatogi
D352,036 S	11/1994	Sekita
D353,818 S	12/1994	Nakamura
5,406,037 A	4/1995	Nageno et al.
D358,391 S	5/1995	Isono
D373,360 S	9/1996	Kanno
D375,312 S	11/1996	Kanno
D376,598 S	12/1996	Hayashi
D423,012 S	4/2000	Yasutomi
D443,872 S	6/2001	Mori
D452,492 S	12/2001	Mori

D457,512 S	5/2002	Yoneda
D459,337 S	6/2002	Mori
D467,580 S	12/2002	Mori
6,611,963 B2	9/2003	Woo et al.
D484,485 S	12/2003	Matsuoka
6,724,906 B2	4/2004	Naksen et al.
D502,695 S	3/2005	Suzuki
D508,483 S	8/2005	Suzuki
D510,335 S	10/2005	Suzuki
D517,045 S	3/2006	Komiyama
D517,527 S	3/2006	Suzuki
D519,110 S	4/2006	Komiyama
D519,497 S	4/2006	Komiyama
D520,492 S	5/2006	Chen
D542,774 S	5/2007	Rausch et al.
D545,842 S *	7/2007	Hong D14/492

(Continued)

FOREIGN PATENT DOCUMENTS

EM	008028526-0002	7/2020
JP	D1479255	8/2013

(Continued)

Primary Examiner — Richelle G Shelton

(74) *Attorney, Agent, or Firm* — Sterne, Kessler, Goldstein & Fox P.L.L.C.


(57) **CLAIM**

The ornamental design for a display screen or portion thereof with graphical user interface, as shown and described.

DESCRIPTION

FIG. 1 is a front view of a display screen or portion thereof with graphical user interface showing the claimed design; and, FIG. 2 is another embodiment thereof. The broken lines in the figures show a display screen or portion thereof, and form no part of the claimed design.

1 Claim, 2 Drawing Sheets



(56)

References Cited

U.S. PATENT DOCUMENTS

D549,688 S 8/2007 Suzuki
 D552,077 S 10/2007 Brunner et al.
 D567,215 S 4/2008 Lee
 D567,220 S 4/2008 Wang
 7,457,649 B1 11/2008 Wilson
 D588,098 S 3/2009 Kurihara
 D601,124 S 9/2009 Uchimura et al.
 D613,266 S 4/2010 Barry et al.
 D616,865 S 6/2010 Marchand et al.
 D632,668 S 2/2011 Brunner et al.
 D633,896 S 3/2011 Kondo et al.
 D637,176 S 5/2011 Brunner et al.
 D657,344 S 4/2012 Brunner et al.
 D657,345 S 4/2012 Brunner et al.
 D661,685 S 6/2012 Lee et al.
 D670,736 S * 11/2012 Phelan D14/492
 D674,767 S 1/2013 Brunner et al.
 D688,702 S * 8/2013 Phelan D14/492
 D691,582 S 10/2013 Nguyen et al.
 D716,760 S 11/2014 Brunner et al.
 D736,175 S 8/2015 Levine
 D775,605 S 1/2017 Lee
 D778,258 S 2/2017 Hsu et al.
 D780,156 S 2/2017 Petersen
 D791,734 S 7/2017 Ou
 D796,474 S 9/2017 Treski et al.
 D797,147 S * 9/2017 Koo D14/492
 D811,362 S 2/2018 Petersen
 D814,439 S 4/2018 Birath et al.
 D826,210 S 8/2018 Chong
 D830,993 S 10/2018 Petersen et al.
 D843,345 S 3/2019 Brunner et al.
 D848,973 S 5/2019 Karacal
 D851,062 S 6/2019 Saule et al.
 D851,622 S 6/2019 Billaudet et al.
 10,362,380 B2 7/2019 Ito et al.
 D857,655 S 8/2019 Saule et al.
 D858,481 S 9/2019 Saule et al.

D860,163 S 9/2019 Xia
 D867,327 S 11/2019 Brunner et al.
 D868,731 S 12/2019 Jung
 D871,368 S 12/2019 Saule et al.
 D872,049 S 1/2020 Saule et al.
 D873,237 S 1/2020 Ozawa et al.
 D876,388 S 2/2020 Carr et al.
 D878,329 S 3/2020 Levine et al.
 D881,840 S 4/2020 Chen
 D889,432 S 7/2020 Brunner et al.
 D890,123 S 7/2020 Yoshimura
 10,721,550 B2 7/2020 Bunney et al.
 D900,783 S 11/2020 Levine
 2003/0210801 A1 11/2003 Naksen et al.
 2006/0104471 A1 5/2006 Tsunoda et al.
 2008/0080703 A1 * 4/2008 Penning H04M 1/72502
 379/428.02
 2009/0260060 A1 * 10/2009 Smith H04L 63/105
 726/3
 2012/0125360 A1 5/2012 Hill et al.
 2013/0283164 A1 * 10/2013 Mahalingam G06F 3/04817
 715/727
 2014/0263638 A1 * 9/2014 Bolton G07C 13/00
 235/386
 2015/0237493 A1 * 8/2015 Won H04L 41/22
 715/734
 2015/0268852 A1 * 9/2015 Otsuka G06F 1/163
 345/173
 2015/0346931 A1 * 12/2015 Moran G06F 3/0484
 715/740
 2016/0277828 A1 9/2016 Oh et al.
 2017/0019728 A1 1/2017 Cochran et al.
 2018/0270556 A1 9/2018 Kelley
 2020/0053448 A1 2/2020 Heaston et al.

FOREIGN PATENT DOCUMENTS

JP D1557743 S 9/2016
 KR 30-0687072 3/2013

* cited by examiner




FIG. 1




FIG. 2