



US00D945450S

(12) **United States Design Patent**
Evangeliou et al.

(10) **Patent No.:** **US D945,450 S**
(45) **Date of Patent:** **** Mar. 8, 2022**

(54) **DISPLAY SCREEN OR PORTION THEREOF WITH ANIMATED GRAPHICAL USER INTERFACE FOR AN INVESTMENT TOOL**

(71) Applicant: **FUNDLAB TECHNOLOGIES INC.,**
Pointe-Claire (CA)

(72) Inventors: **John Evangeliou, Kirkland (CA);**
George Evangeliou, Kirkland (CA)

(73) Assignee: **FUNDLAB TECHNOLOGIES INC.,**
Pointe-Claire (CA)

(**) Term: **15 Years**

(21) Appl. No.: **29/773,419**

(22) Filed: **Mar. 9, 2021**

Related U.S. Application Data

(62) Division of application No. 29/681,069, filed on Feb. 22, 2019, now Pat. No. Des. 916,869.

(51) **LOC (13) Cl.** **14-04**

(52) **U.S. Cl.**
USPC **D14/485**

(58) **Field of Classification Search**
USPC D14/485-495; D20/11; D21/324, 325
(Continued)

(56) **References Cited**

U.S. PATENT DOCUMENTS

6,307,573 B1 * 10/2001 Barros G06Q 30/0641
715/764

8,108,462 B2 1/2012 Morotomi
(Continued)

OTHER PUBLICATIONS

Fazal, Hasaan, "Use Conditional Formatting to make Charts for Excel dashboards" Oct. 8, 2015, posted at pakaccountants.com, [site

visited Dec. 1, 2021]. <https://web.archive.org/web/20180310205518/https://pakaccountants.com/conditional-formatting-in-cell-charts-excel-dashboards> (Year: 2015).*

(Continued)

Primary Examiner — John M Otte

(74) *Attorney, Agent, or Firm* — Norton Rose Fulbright
Canada

(57) **CLAIM**

The ornamental design for a display screen or portion thereof with animated graphical user interface for an investment tool, as shown and described.

DESCRIPTION

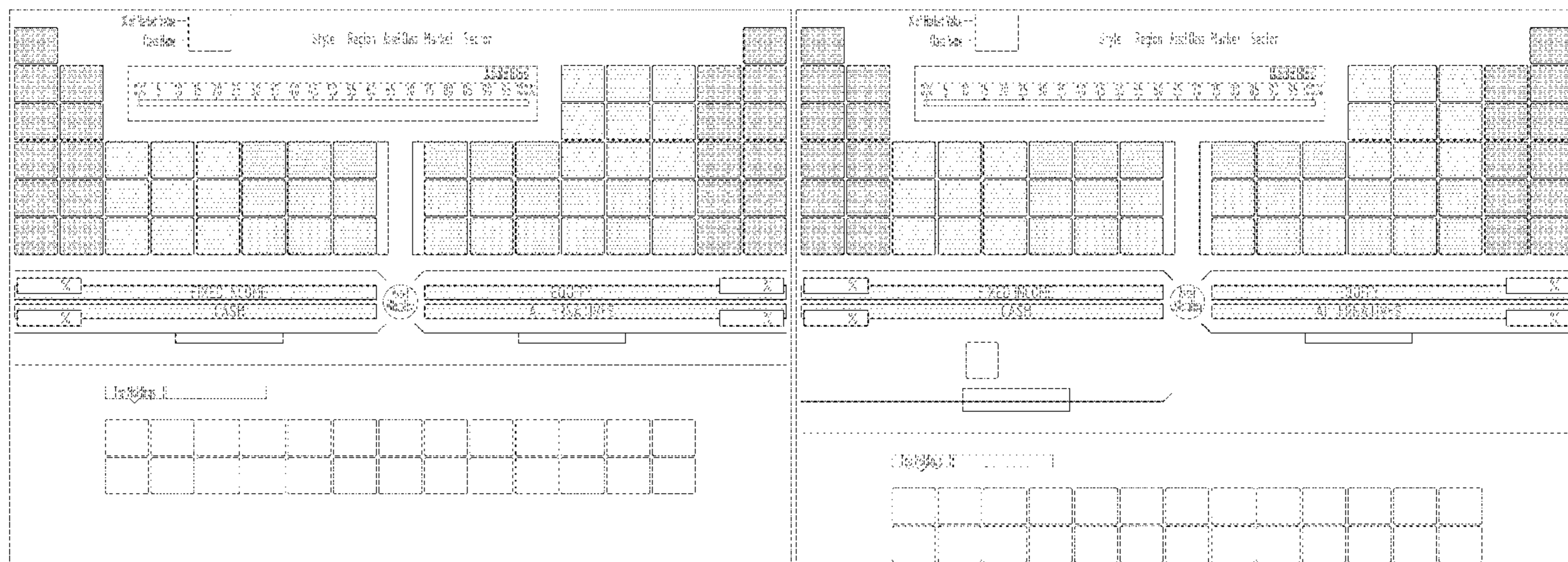
FIG. 1 is a front view of a display screen or portion thereof with animated graphical user interface for an investment tool, showing a first image in a sequence, in accordance with a first embodiment of the claimed design; FIG. 2 is the second image thereof; and FIG. 3 is the third image thereof.

FIG. 4 is a front view of a display screen or portion thereof with animated graphical user interface for an investment tool, showing a first image in a sequence, in accordance with a second embodiment of the claimed design; FIG. 5 is the second image thereof; and, FIG. 6 is the third image thereof.

The broken line portions are included to show environment or disclaimed portions only, and form no part of the claimed design. More particularly, the outermost broken lines in the figures show a display screen or portion thereof, and form no part of the claimed design. The other broken lines in the figures show portions of the animated graphical user interface that form no part of the claimed design.

The appearance of the animated images sequentially transitions between the images shown in FIGS. 1-3 and 4-6, respectively. The process or period in which one image transitions to another forms no part of the claimed design.

1 Claim, 6 Drawing Sheets



(58) **Field of Classification Search**
 CPC G06F 3/0216; G06F 3/048; G06F 3/0481;
 G06F 3/04817; G06F 3/0482; G06F
 3/0483; G06F 3/04842; G06F 3/0485;
 G06F 3/04855; G06F 3/0486; G06F
 3/0488; G06F 3/04886; G06F 9/451;
 G06F 40/103; G06F 40/106; G06F
 40/189; G06F 40/191; G06Q 30/0641;
 G06T 11/001

See application file for complete search history.

(56) **References Cited**

U.S. PATENT DOCUMENTS

D664,964 S	8/2012	Odell et al.	
D673,168 S	12/2012	Frijlink et al.	
D679,722 S *	4/2013	Ray	D14/486
D696,282 S *	12/2013	Yang	D14/486
D705,236 S *	5/2014	Noda	D14/485
D720,772 S *	1/2015	Cranfill	D14/488
D735,237 S	7/2015	Brody et al.	
D761,811 S	7/2016	Jeon	
D763,890 S	8/2016	Pan	
D765,671 S	9/2016	Katopis	
D765,702 S	9/2016	Song	
D776,133 S	1/2017	Hill et al.	
D793,423 S *	8/2017	Jeon	D14/488

D794,661 S	8/2017	Nishizawa et al.	
D796,541 S	9/2017	Collins et al.	
D803,254 S	11/2017	Luo	
D820,272 S	6/2018	Yao	
D828,383 S	9/2018	Liao et al.	
D830,377 S	10/2018	Chaudhri et al.	
D830,391 S	10/2018	Xie et al.	
D841,026 S *	2/2019	King	D14/485
D847,841 S	5/2019	Baker et al.	
D870,762 S *	12/2019	Mendoza Corominas ..	D14/486
D879,123 S *	3/2020	Rydgren	D14/486
10,671,275 B2 *	6/2020	Chaudhri	G06F 3/0216
2007/0198306 A1	8/2007	Crean et al.	
2008/0021809 A1	1/2008	Waelbroeck et al.	
2008/0077474 A1	3/2008	Dumas et al.	
2019/0213764 A1 *	7/2019	Vennelakanti	G06T 11/001

OTHER PUBLICATIONS

“VitaraCharts Calendar Visualization MicroStrategy” Apr. 4, 2017, posted at youtube.com <https://www.youtube.com/watch?v=CutlpgK5AZU> (Year: 2017).
 “April #SWDchallenge recap: square area graphs” Apr. 22, 2018, posted at storytellingdate.com. <http://www.storytellingwithdate.com/blog/2018/4/22/april-swdchallenge-recap-square-area-graphs> (Year: 2018).

* cited by examiner

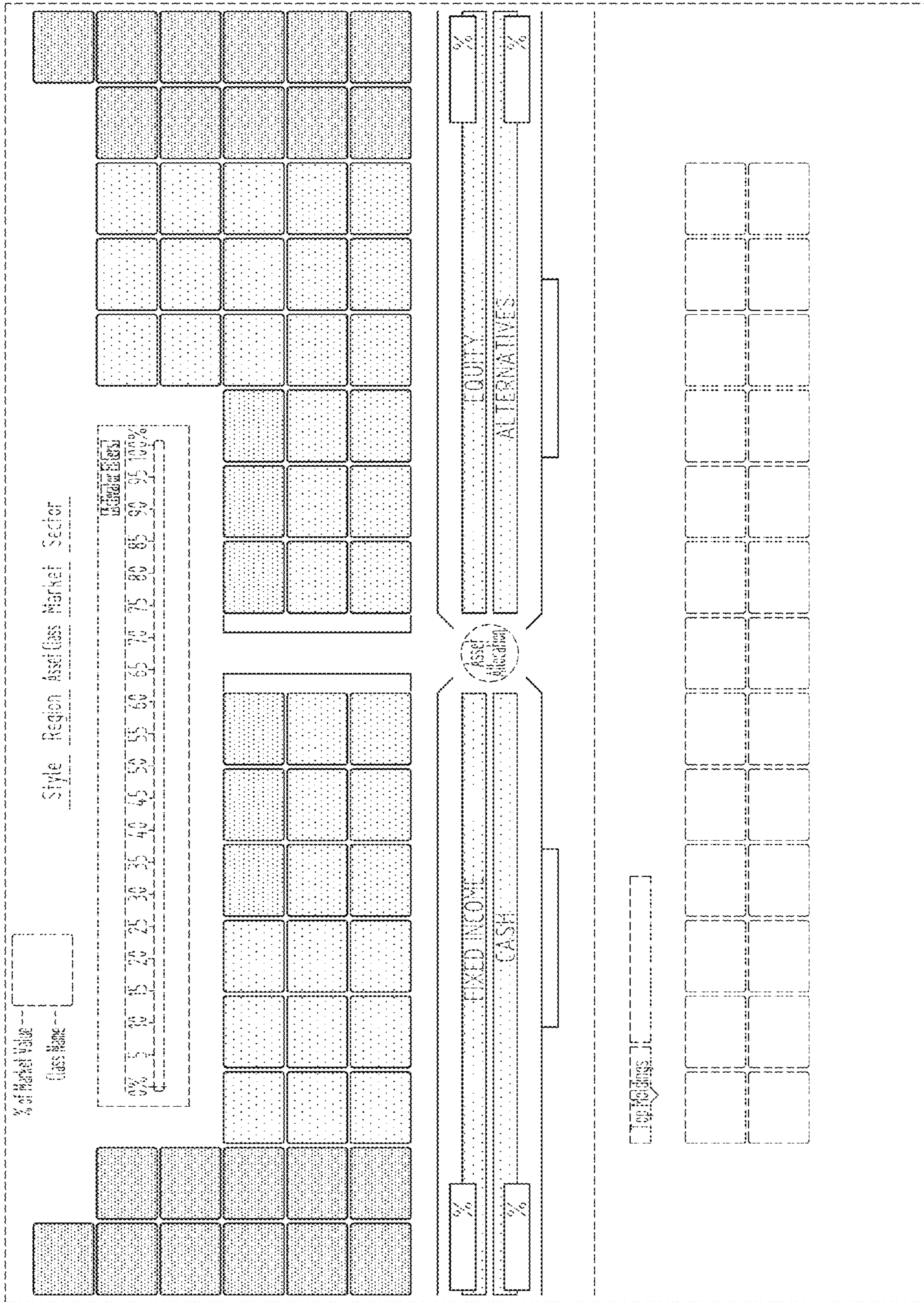


FIG. 1

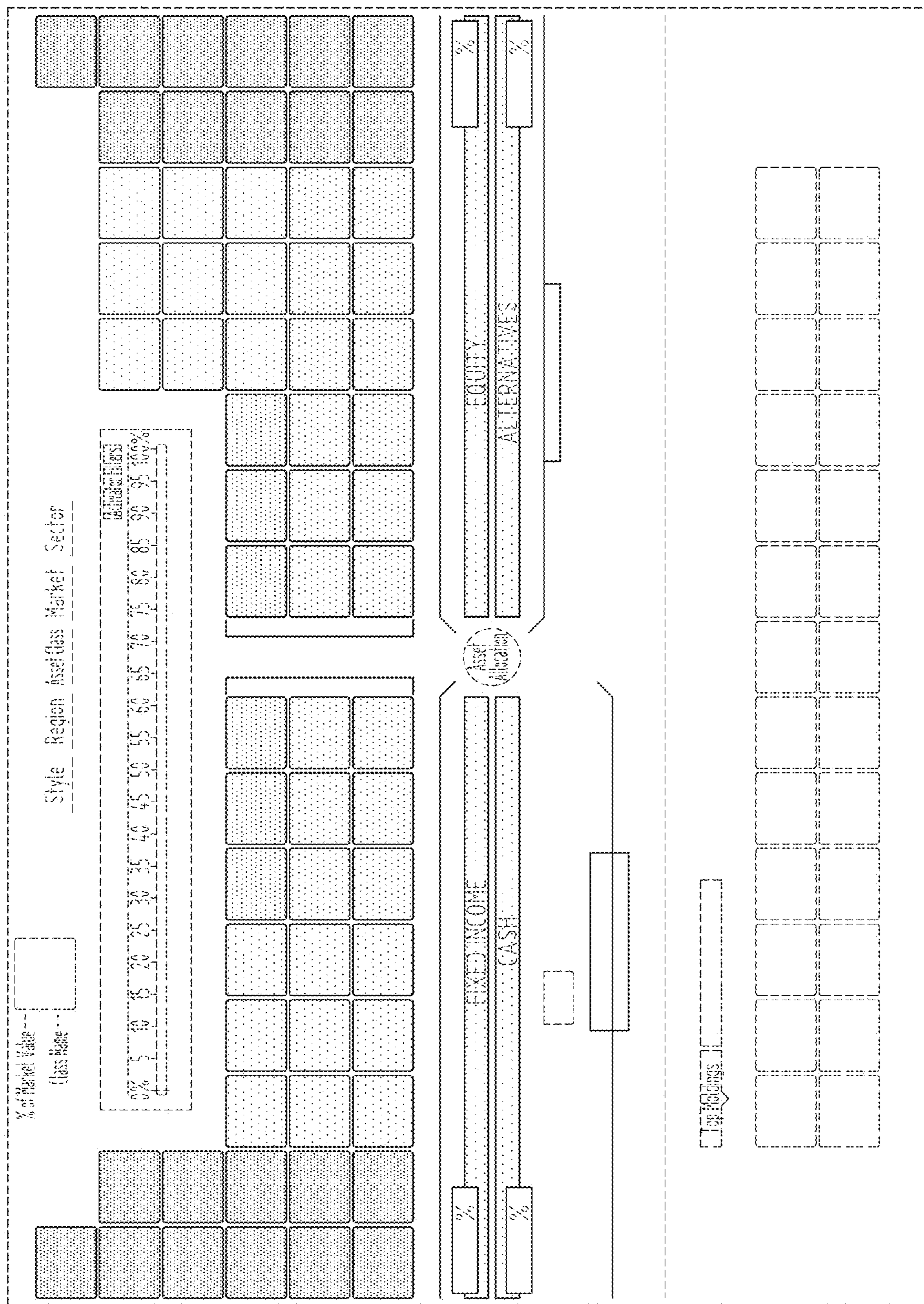


FIG. 2

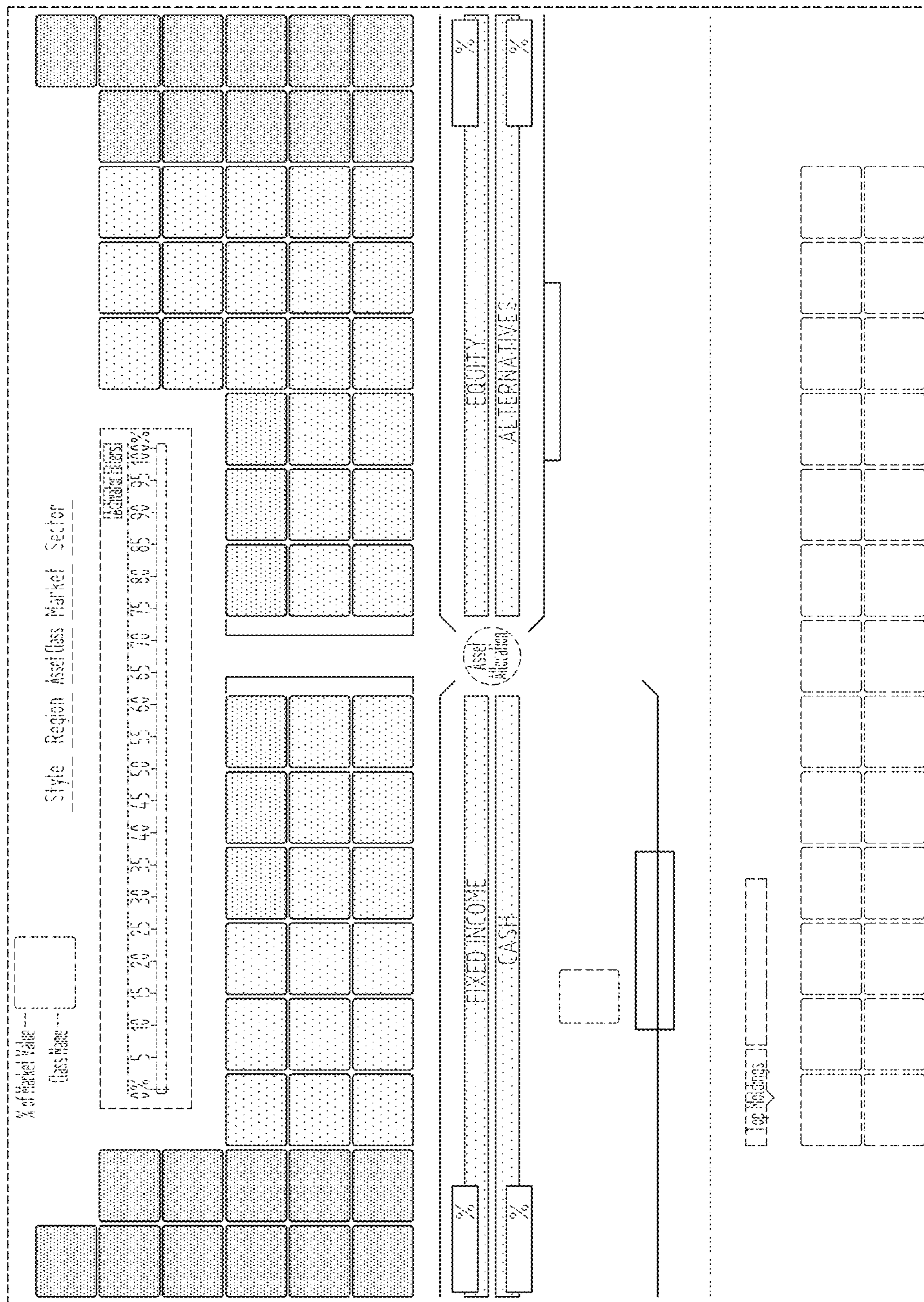


FIG. 3

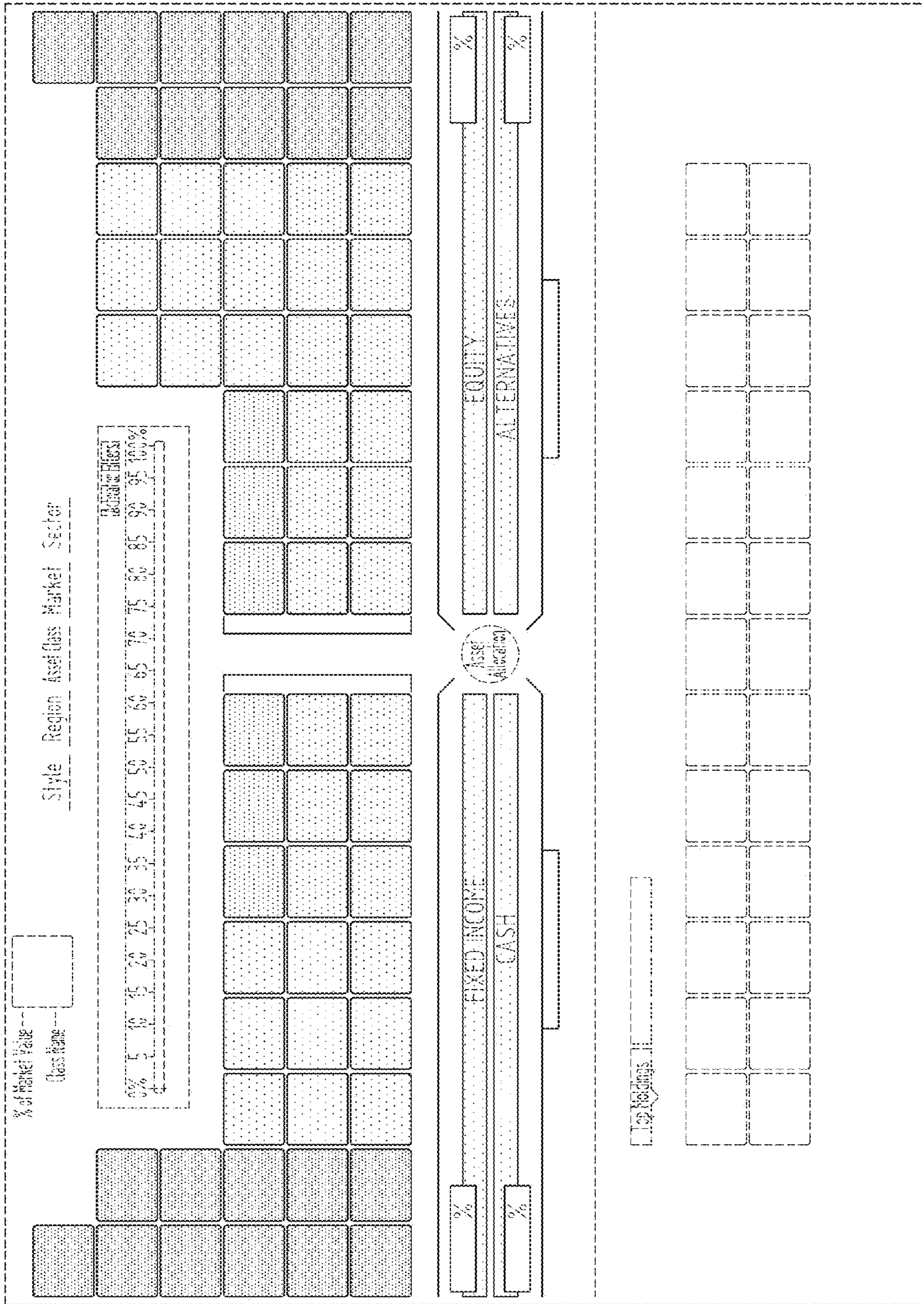


FIG. 4

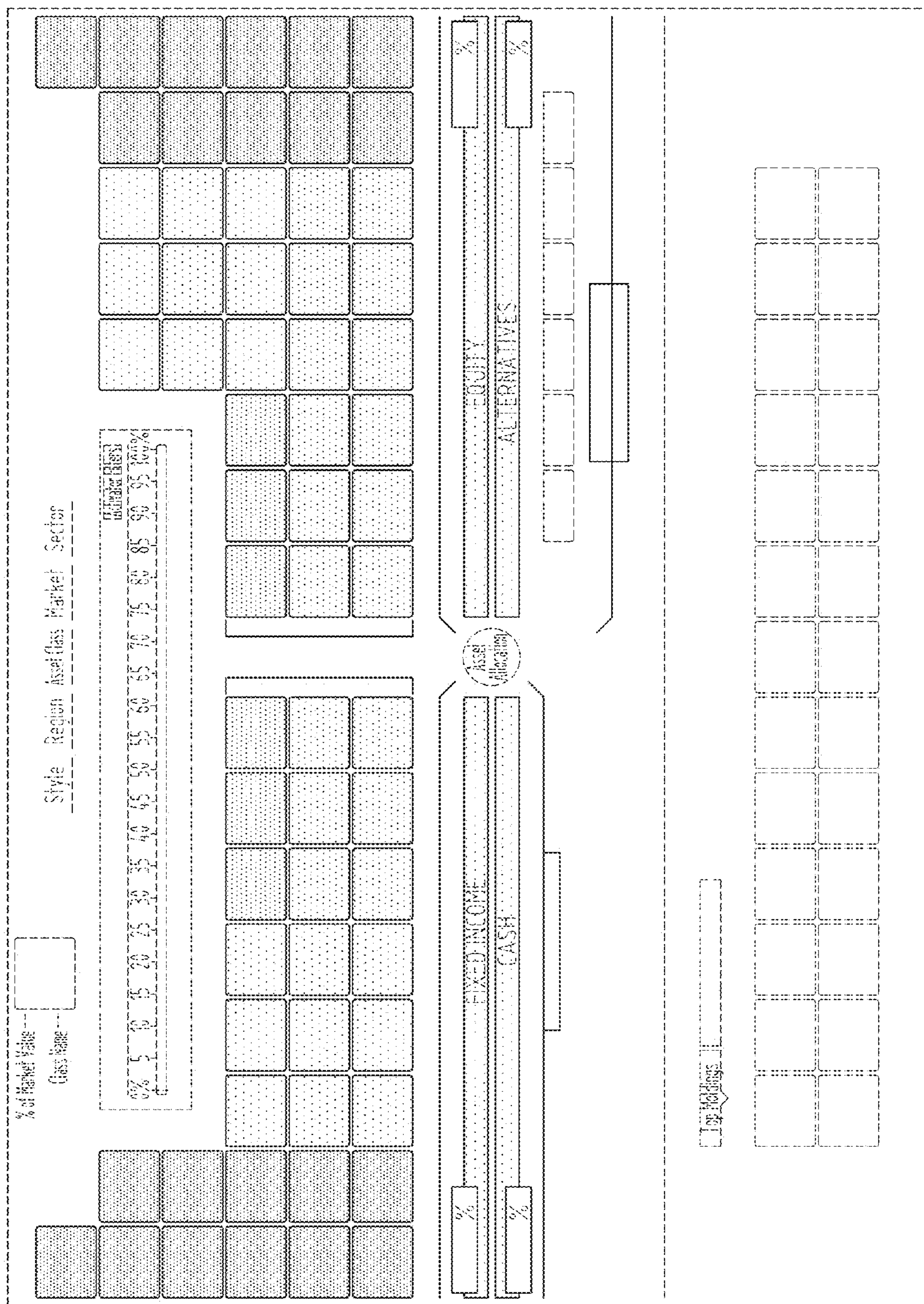


FIG. 5

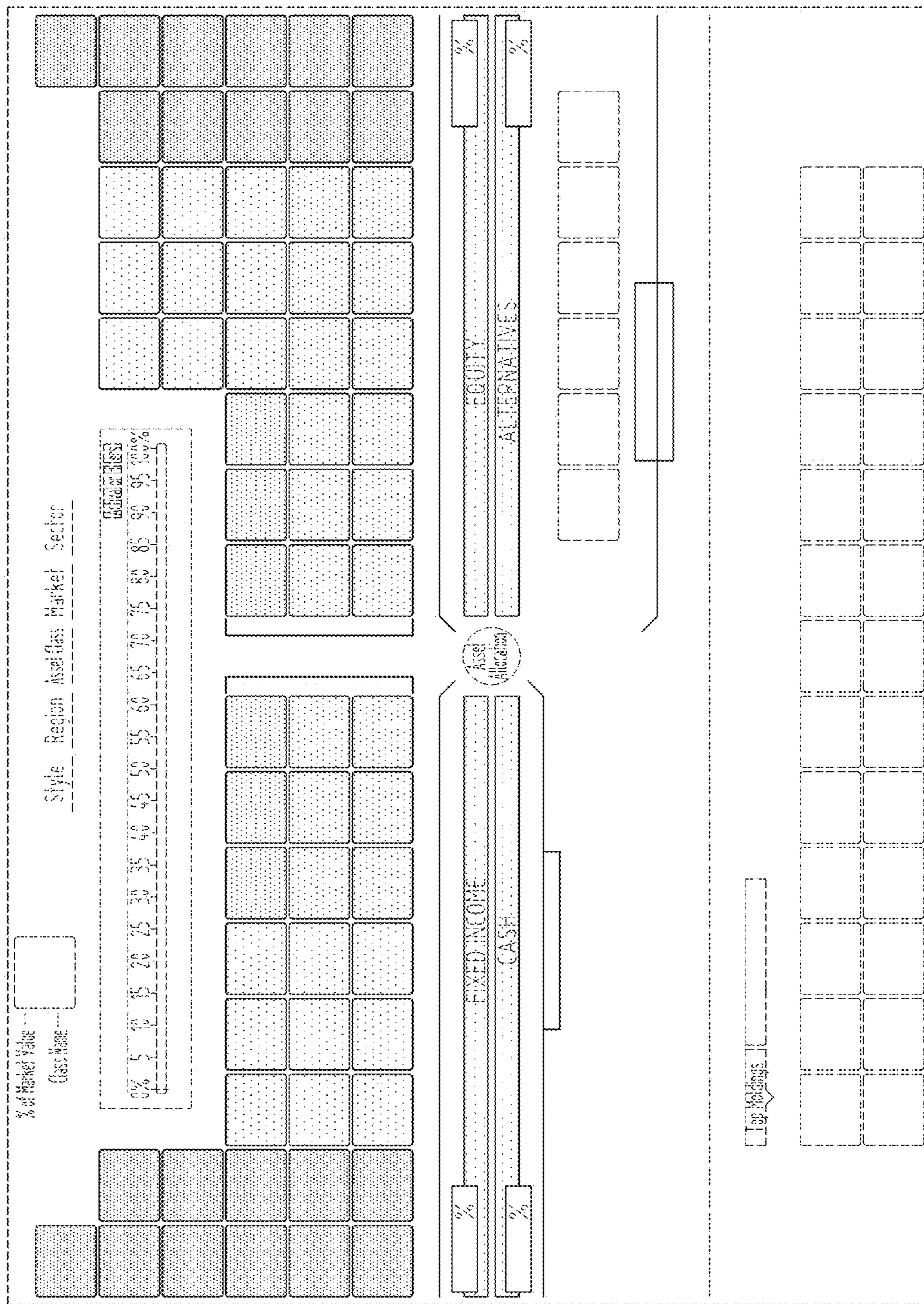


FIG. 6