



US00D945445S

(12) **United States Design Patent**  
**Tinkley et al.**

(10) **Patent No.:** **US D945,445 S**

(45) **Date of Patent:** **\*\* Mar. 8, 2022**

(54) **DISPLAY SCREEN OR PORTION THEREOF WITH GRAPHICAL USER INTERFACE**

(71) Applicant: **Slack Technologies, LLC**, San Francisco, CA (US)

(72) Inventors: **Shannon Tinkley**, Vancouver (CA); **Hubert Florin**, North Vancouver (CA); **Cory Bujnowicz**, Vancouver (CA); **Zachary Coffman Sultan**, Berkeley, CA (US)

(73) Assignee: **Slack Technologies, LLC**, San Francisco, CA (US)

(\*\*) Term: **15 Years**

(21) Appl. No.: **29/734,110**

(22) Filed: **May 8, 2020**

(51) **LOC (13) Cl.** ..... **14-04**

(52) **U.S. Cl.**  
USPC ..... **D14/485**; D14/490

(58) **Field of Classification Search**  
USPC ..... D14/485–495  
CPC ..... G06F 3/048–04897  
See application file for complete search history.

(56) **References Cited**

U.S. PATENT DOCUMENTS

D695,760 S *	12/2013	Tagliabue	.....	D14/486
D702,708 S *	4/2014	Levine	.....	D14/488
D738,921 S *	9/2015	Lim	.....	D14/495
D760,762 S *	7/2016	Christie	.....	D14/487
D762,235 S *	7/2016	Kadosh	.....	D14/487
D772,926 S *	11/2016	Reyes	.....	D14/488
D781,339 S *	3/2017	Li	.....	D14/487
D783,665 S *	4/2017	Caporal	.....	D14/487

D786,299 S *	5/2017	Farrell	.....	D14/488
D803,883 S *	11/2017	Bhandari	.....	D14/492
D817,357 S *	5/2018	Barajas	.....	D14/492
D819,081 S *	5/2018	Barajas	.....	D14/492
D836,657 S *	12/2018	Andrew	.....	D14/486
D870,749 S *	12/2019	Kim	.....	D14/485
D910,692 S *	2/2021	Coverstone	.....	D14/487

OTHER PUBLICATIONS

Slack mobile app gets UI refresh for easier navigation, by Matthew Finnegan, dated May 13, 2020, computerworld.com [online]. Retrieved Jul. 16, 2021 from internet <URL:https://www.computerworld.com/article/3543788/slack-mobile-app-gets-ui-refresh-for-easier-navigation.html> (Year: 2020).\*

\* cited by examiner

*Primary Examiner* — Andrew T Nemeth

(74) *Attorney, Agent, or Firm* — Sterne, Kessler, Goldstein & Fox P.L.L.C.

(57) **CLAIM**


The ornamental design for a display screen or portion thereof with graphical user interface, as shown and described.


**DESCRIPTION**

FIG. 1 is a front view of a display screen or portion thereof with graphical user interface showing the claimed design; FIG. 2 is a second embodiment thereof; FIG. 3 is a third embodiment thereof; and, FIG. 4 is a fourth embodiment thereof.


The outermost broken lines in the figures show a display screen or portion thereof, and form no part of the claimed design. The other broken lines in the figures show portions of the graphical user interface that form no part of the claimed design.

**1 Claim, 4 Drawing Sheets**







**FIG. 1**



**FIG. 2**



**FIG. 3**



**FIG. 4**