

US00D945442S

(12) **United States Design Patent** (10) **Patent No.:** **US D945,442 S**
Schuler et al. (45) **Date of Patent:** **** *Mar. 8, 2022**

(54) **DISPLAY SCREEN OR A PORTION THEREOF WITH A GRAPHICAL USER INTERFACE**

(71) Applicant: **Schuler-Haas Electric Corp.**,
Rochester, NY (US)
(72) Inventors: **Edward Timothy Schuler**, Rochester,
NY (US); **Daniel Jonathan Streicher**,
Victor, NY (US); **Kevin Michael Rickett**,
Bloomfield, NY (US); **Gregory Doble Cummins**,
Rochester, NY (US)
(73) Assignee: **Schuler-Haas Electric Corp.**,
Rochester, NY (US)

(*) Notice: This patent is subject to a terminal disclaimer.
(**) Term: **15 Years**
(21) Appl. No.: **29/721,671**
(22) Filed: **Jan. 22, 2020**

Related U.S. Application Data

(63) Continuation-in-part of application No. 29/627,416,
filed on Nov. 27, 2017, now Pat. No. Des. 875,739.
(51) **LOC (13) Cl.** **14-04**
(52) **U.S. Cl.**
USPC **D14/485**
(58) **Field of Classification Search**
USPC D14/485-495
CPC G06F 3/0482; G06F 3/04817
See application file for complete search history.

(56) **References Cited**

U.S. PATENT DOCUMENTS

D469,104	S	*	1/2003	Istvan	D14/486
D592,218	S	*	5/2009	Blankenship	D14/485
D660,860	S	*	5/2012	Louch	D14/485
D680,551	S	*	4/2013	Ishii	D14/491
D726,196	S	*	4/2015	van Os	D14/485
D750,638	S	*	3/2016	Kim	D14/485
D759,060	S	*	6/2016	Kim	D14/485
D769,257	S	*	10/2016	Hall	D14/485
D774,519	S	*	12/2016	Yuk	D14/485
D777,178	S	*	1/2017	Kwak	D14/485
D793,430	S	*	8/2017	Huh	D14/489
D802,017	S	*	11/2017	Dragoi	D14/491
D881,937	S	*	4/2020	Kim	D14/489
D886,832	S	*	6/2020	Schuler	D14/485
2014/0071043	A1	*	3/2014	Jung	G06F 3/03 345/156

* cited by examiner

Primary Examiner — Richelle G Shelton
(74) *Attorney, Agent, or Firm* — Nixon Peabody LLP

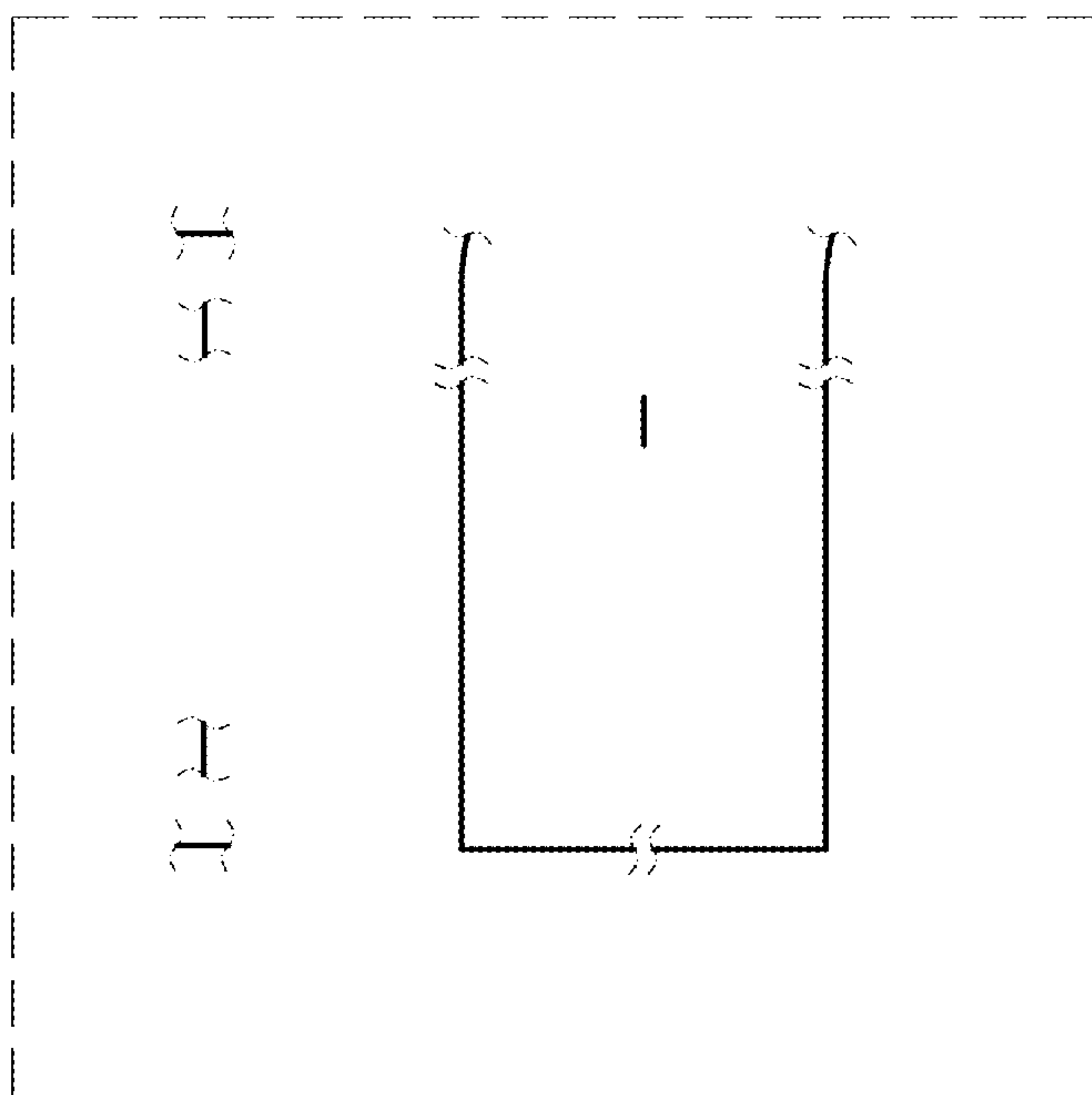
(57) **CLAIM**

The ornamental design for a display screen or portion thereof with a graphical user interface, as shown and described.

DESCRIPTION

FIG. 1 is a front view of a display screen or a portion thereof with a graphical user interface.
FIG. 2 is a front view of a second embodiment thereof; and, FIG. 3 is a front view of a third embodiment thereof.
The dash-dot-dash broken lines shown on the graphical user interface form no part of the claimed design.
In all of the figures, the outermost broken lines forming a dash-dash line pattern show a display screen or a portion thereof, and form no part of the claimed design.

1 Claim, 3 Drawing Sheets



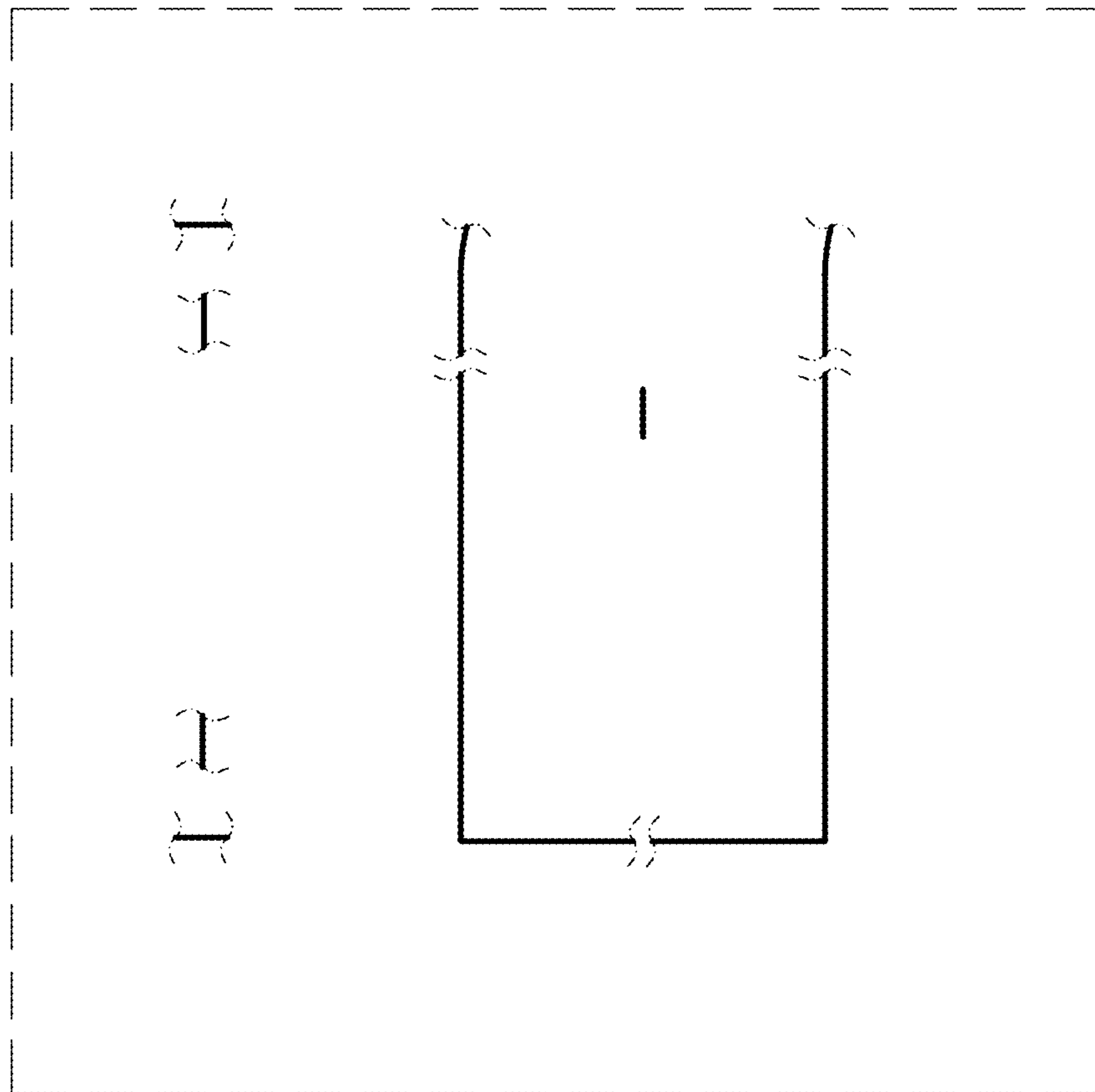


FIG. 1

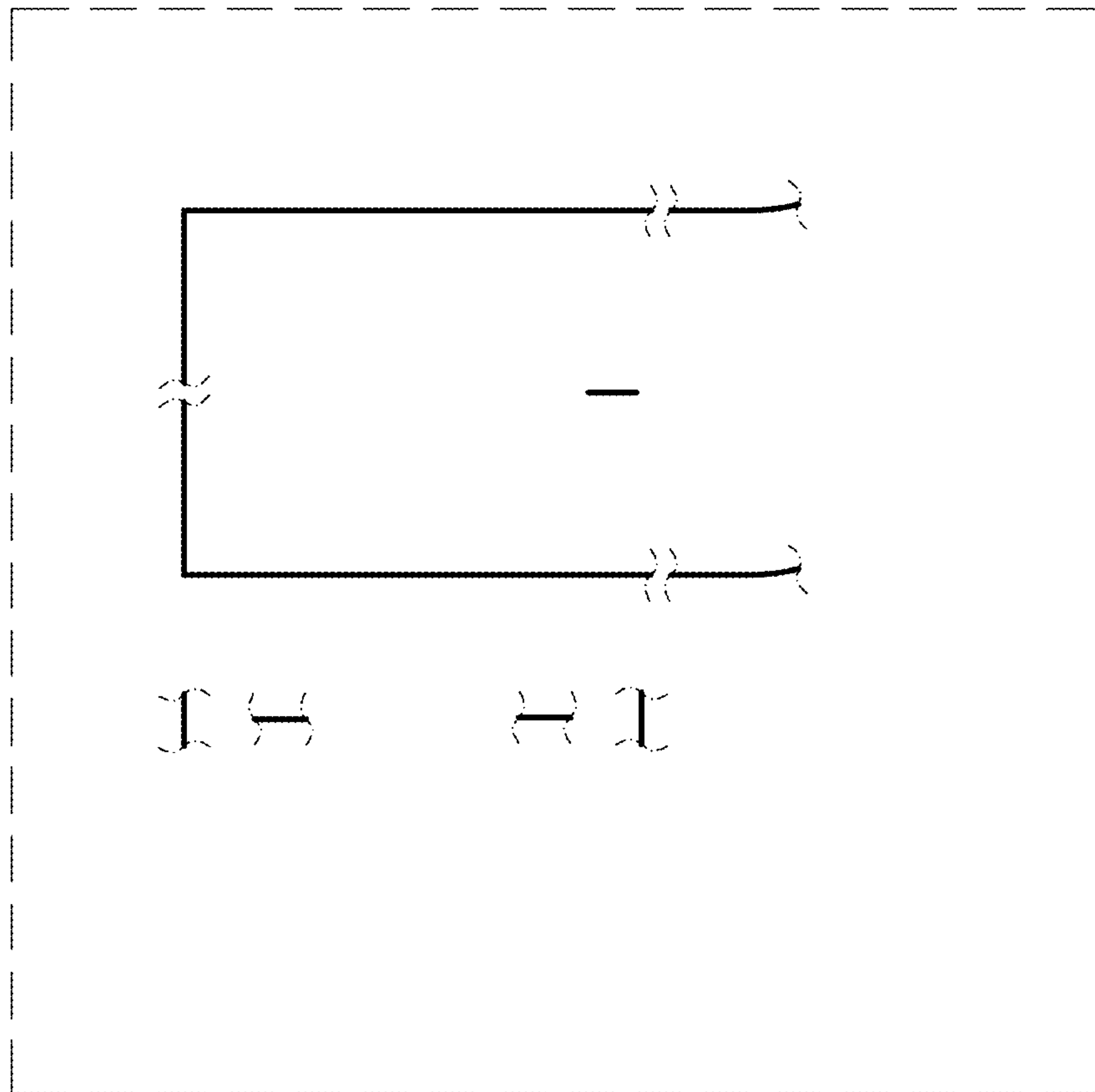


FIG. 2.

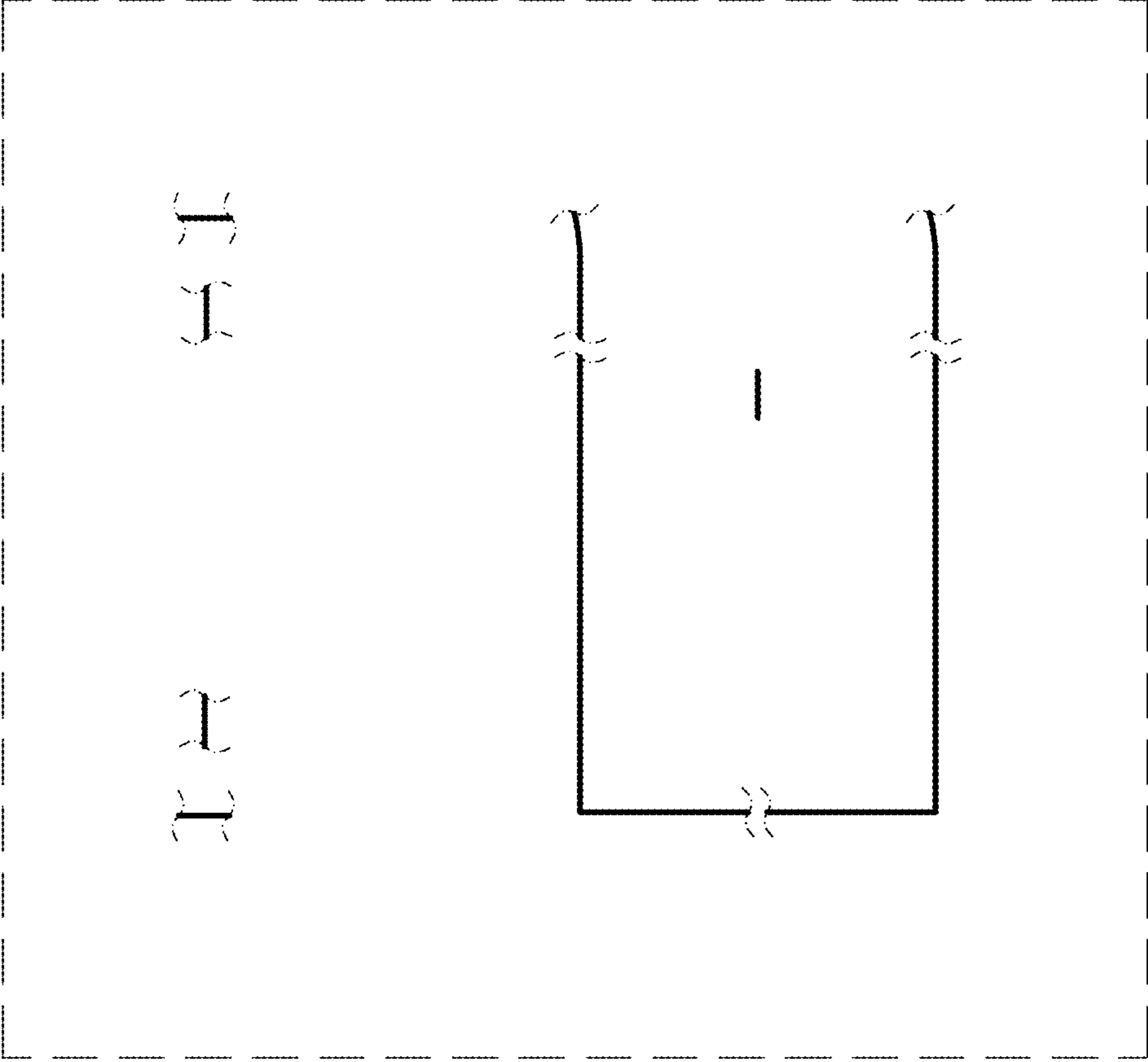


FIG. 3