



US00D945367S

(12) **United States Design Patent** (10) **Patent No.:** **US D945,367 S**  
**Carpenter et al.** (45) **Date of Patent:** **\*\* Mar. 8, 2022**

(54) **SUPPORT MEMBER FOR A GENERATOR**

D851,196 S \* 6/2019 Chester ..... D22/108  
D870,524 S \* 12/2019 Burch, V ..... D8/16  
D890,663 S \* 7/2020 Nowakowski ..... D12/193

(71) Applicant: **Mainstream Engineering Corporation**, Rockledge, FL (US)

**OTHER PUBLICATIONS**

(72) Inventors: **Andrew L. Carpenter**, Rockledge, FL (US); **Robert P. Scaringe**, Indialantic, FL (US); **Benjamin S. Woods**, Viera, FL (US)

Mounting Plates. (Design—© Questel) orbit.com. [Online PDF compilation of references] 49 pgs. Print Dates Range Apr. 14, 2021-Jul. 15, 2019 [Retrieved Dec. 29, 2021].\*

(\*\*) Term: **15 Years**

HumanCentric VESA Mount Adapter Plate. Feb. 13, 2018. Amazon. [https://www.amazon.com/HumanCentric-Adapter-Conversion-Patterns-Smaller/dp/B079SF6XG9/ref=asc\\_df\\_B079SF6XG9/?tag=hyprod-20&linkCode=df0&hvadid=241935719665&hvpos=&hvnetw=g&hvrand=11613717450050845954&hvpone=&hvptwo=&hvqmt=&hvdev=c&hvdvcmld=&hvlocint=&hvl.\\*](https://www.amazon.com/HumanCentric-Adapter-Conversion-Patterns-Smaller/dp/B079SF6XG9/ref=asc_df_B079SF6XG9/?tag=hyprod-20&linkCode=df0&hvadid=241935719665&hvpos=&hvnetw=g&hvrand=11613717450050845954&hvpone=&hvptwo=&hvqmt=&hvdev=c&hvdvcmld=&hvlocint=&hvl.*)

(21) Appl. No.: **29/767,202**

VIVO Steel VESA. Jan. 11, 2019. Amazon. [https://www.amazon.com/VIVO-Adapter-Conversion-400x200mm-MOUNT-AD4X2/dp/B07MCMTCP3/ref=sr\\_1\\_9?keywords=tv+mounting+adapter+plate&qid=1640832170&sr=8-9.\\*](https://www.amazon.com/VIVO-Adapter-Conversion-400x200mm-MOUNT-AD4X2/dp/B07MCMTCP3/ref=sr_1_9?keywords=tv+mounting+adapter+plate&qid=1640832170&sr=8-9.*)

(22) Filed: **Jan. 21, 2021**

Mount Plus 201D Vesa. Aug. 29, 2015. Amazon. [https://www.amazon.com/Mount-Plus-Adapter-Plate-Mounts/dp/B014M4IT0M/ref=sr\\_1\\_15?keywords=tv+mounting+adapter+plate&qid=1640832170&sr=8-15.\\*](https://www.amazon.com/Mount-Plus-Adapter-Plate-Mounts/dp/B014M4IT0M/ref=sr_1_15?keywords=tv+mounting+adapter+plate&qid=1640832170&sr=8-15.*)

(51) **LOC (13) Cl.** ..... **13-02**

(52) **U.S. Cl.**  
USPC ..... **D13/118**

(58) **Field of Classification Search**  
USPC ..... D20/8, 9, 13; D12/193; D6/300, 301, D6/302, 310, 311, 312, 313, 314; D13/101, 110, 118; D24/108, 187; D14/217, 222

CPC ..... B60R 13/10; B60R 13/105; B60R 19/24; B60R 19/52; B60R 19/0092; G01R 15/207; G01R 15/183; G01R 15/185; G01R 31/364; G01R 1/04; H01F 38/30; H01F 41/0213; H01R 13/6683; H01R 13/745; H01R 2201/20; H01R 2201/22

See application file for complete search history.

\* cited by examiner

*Primary Examiner* — Manpreet S Matharu

*Assistant Examiner* — Suzanne E Tisdell

(74) *Attorney, Agent, or Firm* — Michael W. O’Neill, Esq.

(56) **References Cited**

**U.S. PATENT DOCUMENTS**

D370,031 S \* 5/1996 Dabrowski ..... D20/8  
D658,486 S \* 5/2012 Hecht ..... D8/354  
D684,146 S \* 6/2013 Stifal ..... D14/239  
D693,799 S \* 11/2013 Badillo ..... D14/247  
D706,116 S \* 6/2014 Newlin ..... D8/350  
D763,235 S \* 8/2016 Brown ..... D14/239  
D776,095 S \* 1/2017 Brown ..... D14/239  
D813,647 S \* 3/2018 Burmeister-Brown ..... D8/353  
D815,459 S \* 4/2018 Mann ..... D6/545  
D832,970 S \* 11/2018 Jen ..... D22/108

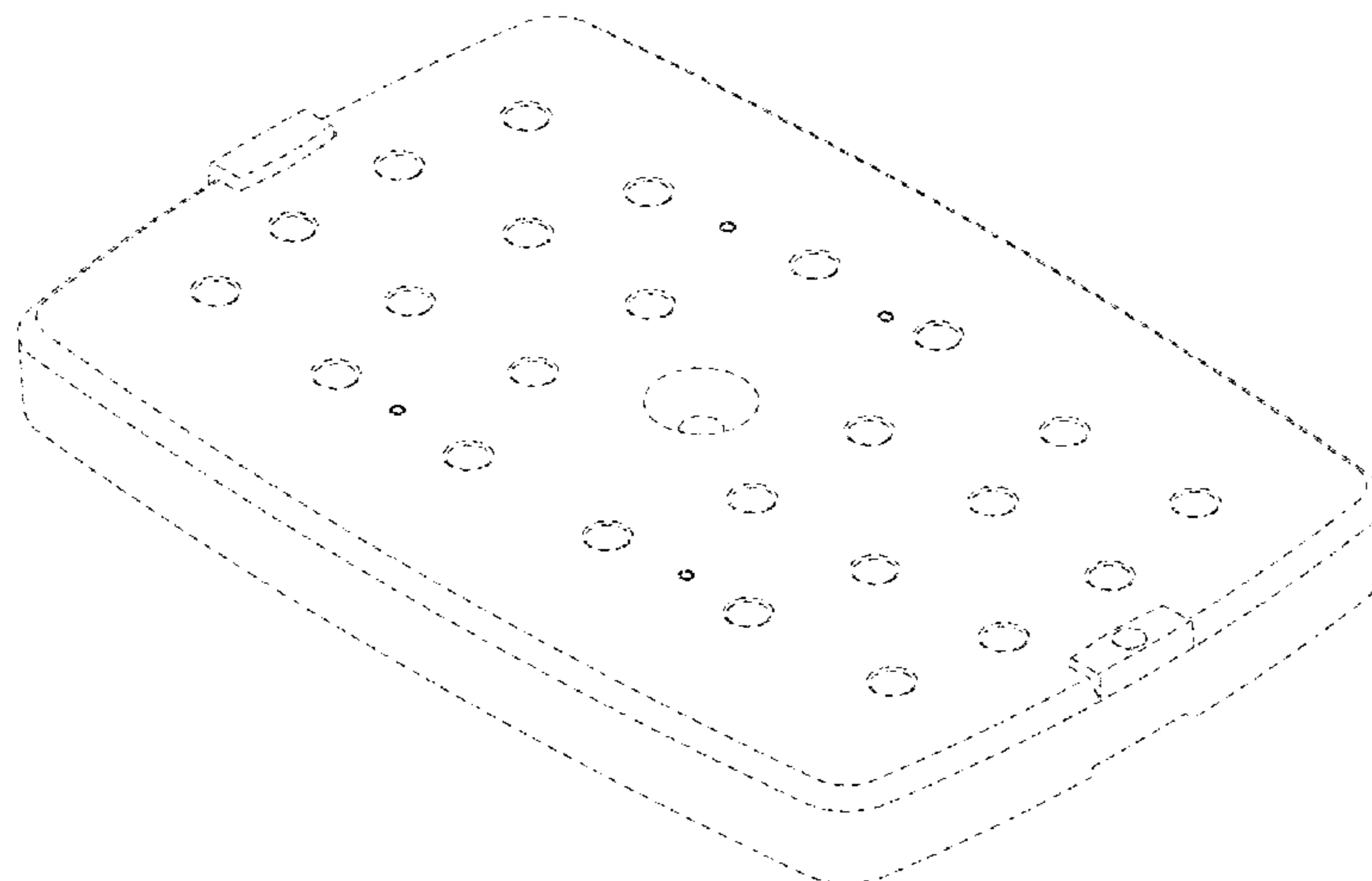
(57) **CLAIM**

The ornamental design of a support member for a generator, as shown and described.

**DESCRIPTION**

FIG. 1 is a top, front, and left side perspective view of a support member for a generator showing our new design; FIG. 2 is a top view thereof; FIG. 3 is a front view thereof; FIG. 4 is a rear view thereof; FIG. 5 is a right side view thereof; FIG. 6 is the left side view thereof; and, FIG. 7 is a bottom view thereof.

(Continued)



The broken lines illustrate portions of the support member for a generator and form no part of the claimed design.

**1 Claim, 5 Drawing Sheets**

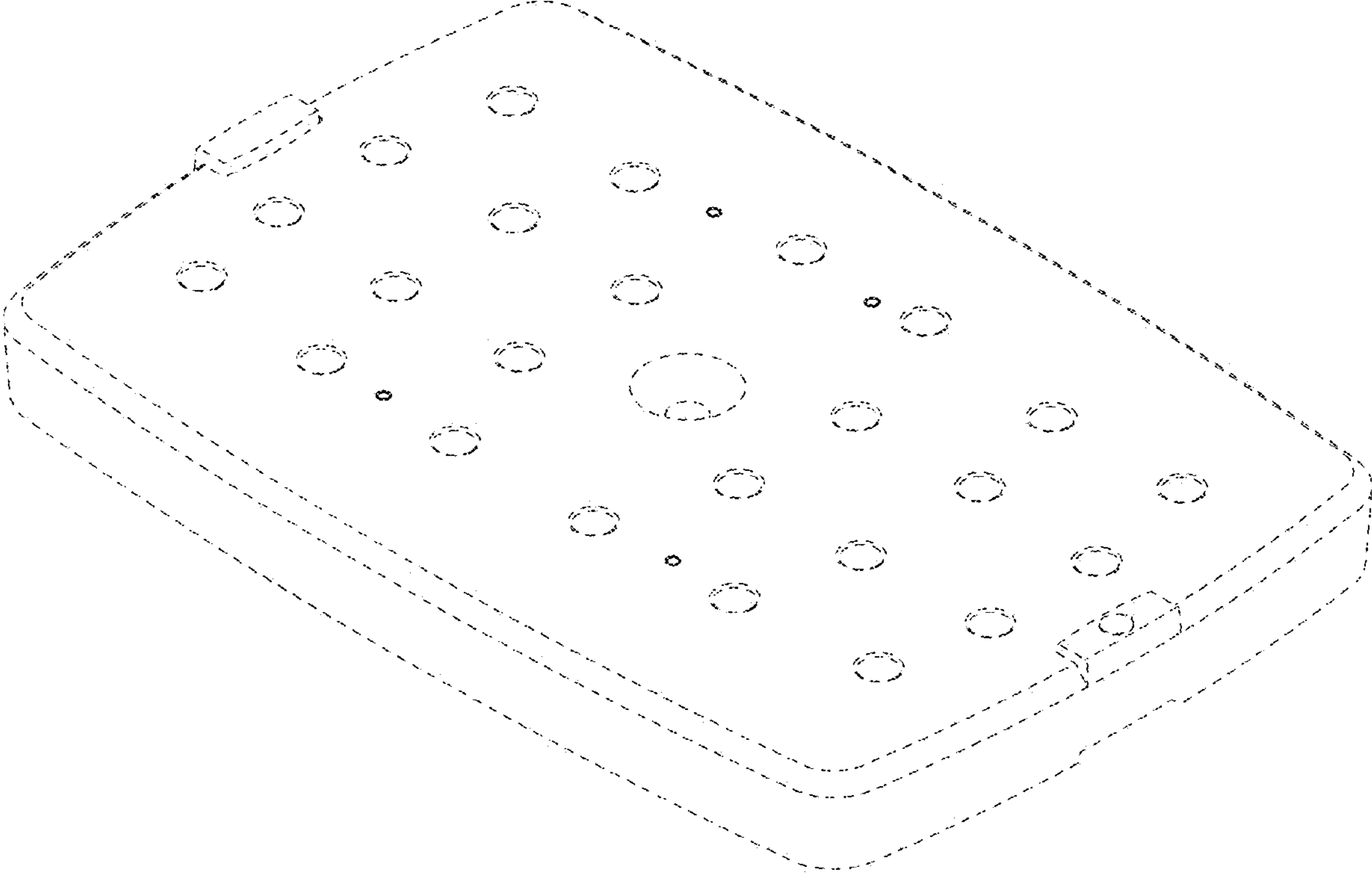


FIG. 1

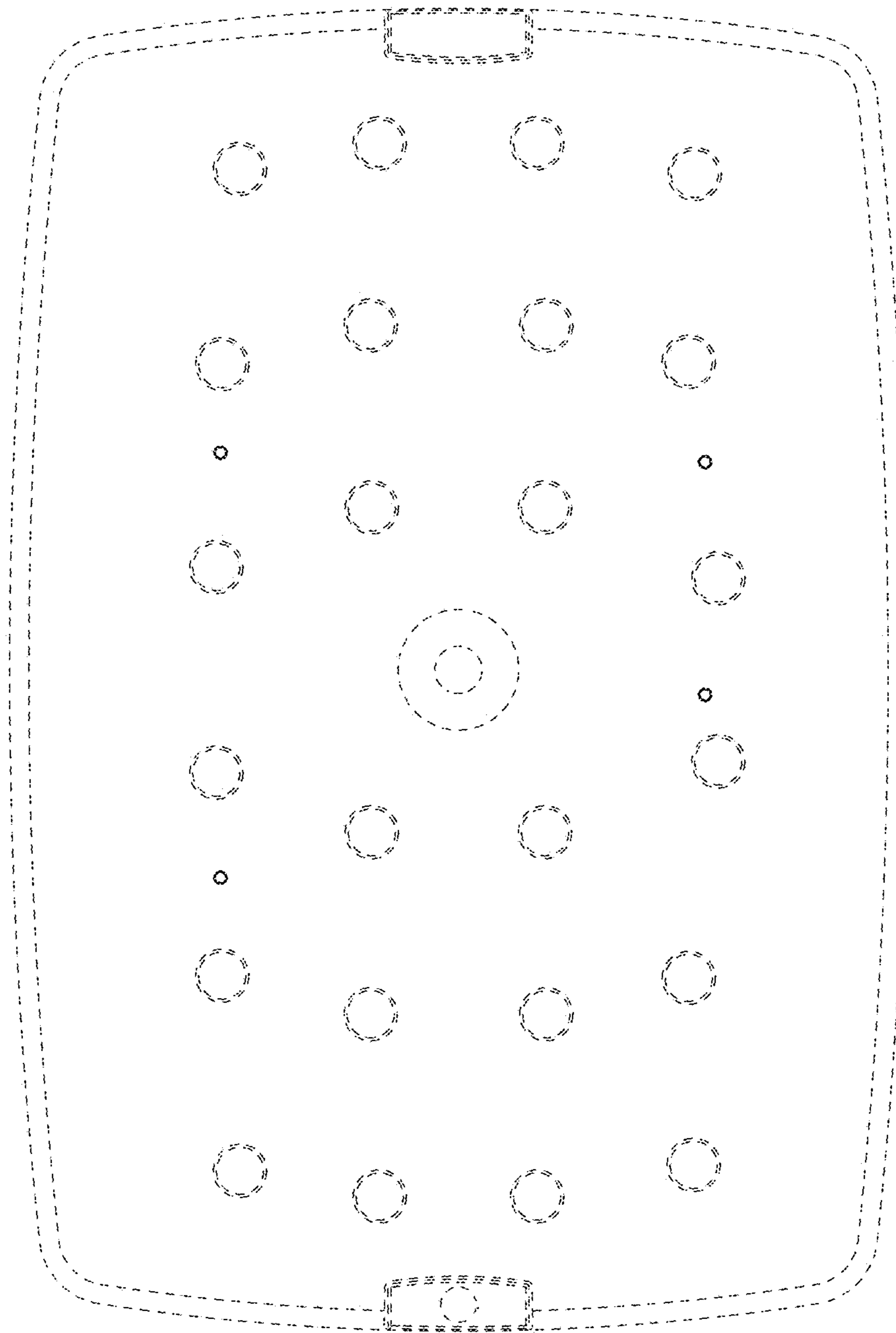


FIG. 2




FIG. 3




FIG. 4

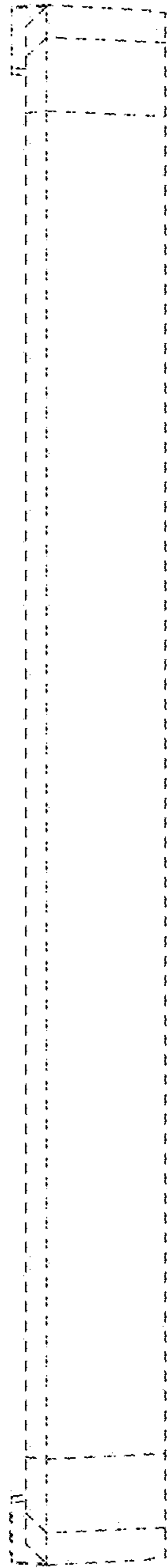


FIG. 5




FIG. 6

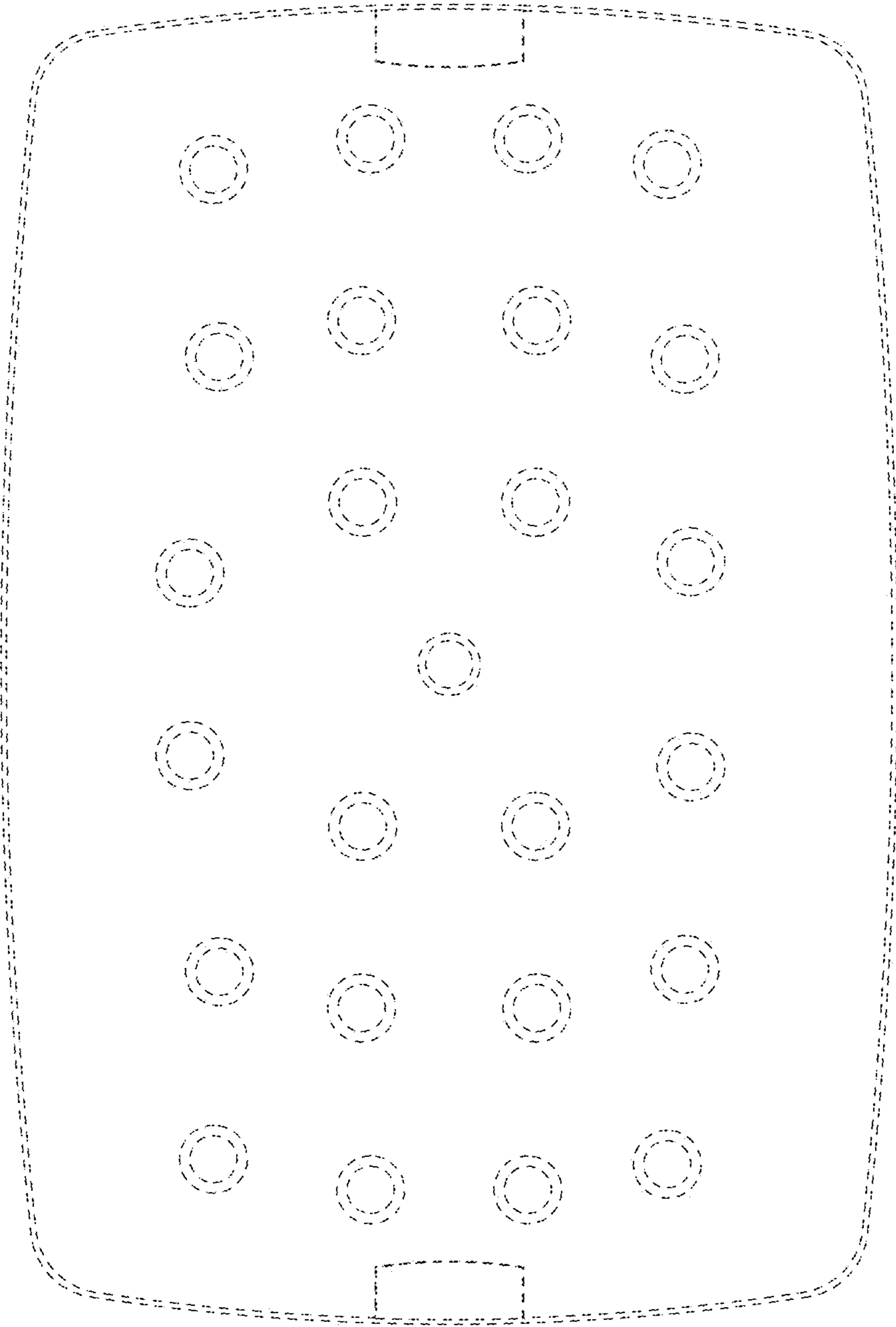


FIG. 7

UNITED STATES PATENT AND TRADEMARK OFFICE  
**CERTIFICATE OF CORRECTION**

PATENT NO. : D945,367 S  
APPLICATION NO. : 29/767202  
DATED : March 8, 2022  
INVENTOR(S) : Andrew L. Carpenter, Robert P. Scaringe and Benjamin S. Woods

Page 1 of 1

It is certified that error appears in the above-identified patent and that said Letters Patent is hereby corrected as shown below:

On the Title Page

Please add the Assignee "Mainstream Engineering Corporation" and residence at "Rockledge, FL".

Signed and Sealed this  
Twentieth Day of September, 2022  
*Katherine Kelly Vidal*

Katherine Kelly Vidal  
*Director of the United States Patent and Trademark Office*