



US00D945361S

(12) **United States Design Patent** (10) **Patent No.:** **US D945,361 S**
Cao (45) **Date of Patent:** **** Mar. 8, 2022**

(54) **BATTERY BOX**

(71) Applicant: **ZHONGRUI GREEN ENERGY TECHNOLOGY (SHENZHEN) CO. LTD**, Shenzhen (CN)

(72) Inventor: **Jinwei Cao**, Shenzhen (CN)

(73) Assignee: **ZHONGRUI GREEN ENERGY TECHNOLOGY (SHENZHEN) CO. LTD**, Shenzhen (CN)

(**) Term: **15 Years**

(21) Appl. No.: **29/782,508**

(22) Filed: **May 7, 2021**

(30) **Foreign Application Priority Data**

Apr. 15, 2021 (CN) 202130215108.3

(51) **LOC (13) Cl.** **13-02**

(52) **U.S. Cl.**
USPC **D13/103; D13/119**

(58) **Field of Classification Search**
USPC D13/103-106, 110, 118-119, 184, 199
CPC H01M 10/0413; H01M 10/0445; H01M 10/0436; H01M 10/05; H01M 10/052; H01M 50/10; H01M 50/103; H01M 50/20; H01M 50/204; H01M 50/209; H01M 50/258

See application file for complete search history.

(56) **References Cited**

U.S. PATENT DOCUMENTS

D264,460 S * 5/1982 Moller D13/184
6,027,828 A * 2/2000 Hahn H01M 50/20
429/100

D671,512 S * 11/2012 Bush D13/184
D684,129 S * 6/2013 Vincent D13/184
D684,130 S * 6/2013 Vincent D13/184
D695,681 S * 12/2013 Nam D13/103
D698,724 S * 2/2014 Palatini D13/110
D730,305 S * 5/2015 Brunn D13/184
D743,890 S * 11/2015 Liu D13/110
D762,565 S * 8/2016 Akana D13/103
D789,887 S * 6/2017 Zeng D13/110
D865,693 S * 11/2019 Xiang D13/184
D867,280 S * 11/2019 Chen
D877,063 S * 3/2020 Hung D13/103
D884,632 S * 5/2020 Xie
D911,949 S * 3/2021 Sun D13/108
D929,327 S * 8/2021 Wang D13/110
D935,390 S * 11/2021 Kumarswamy D13/103

* cited by examiner

Primary Examiner — Rosemary K Tarcza

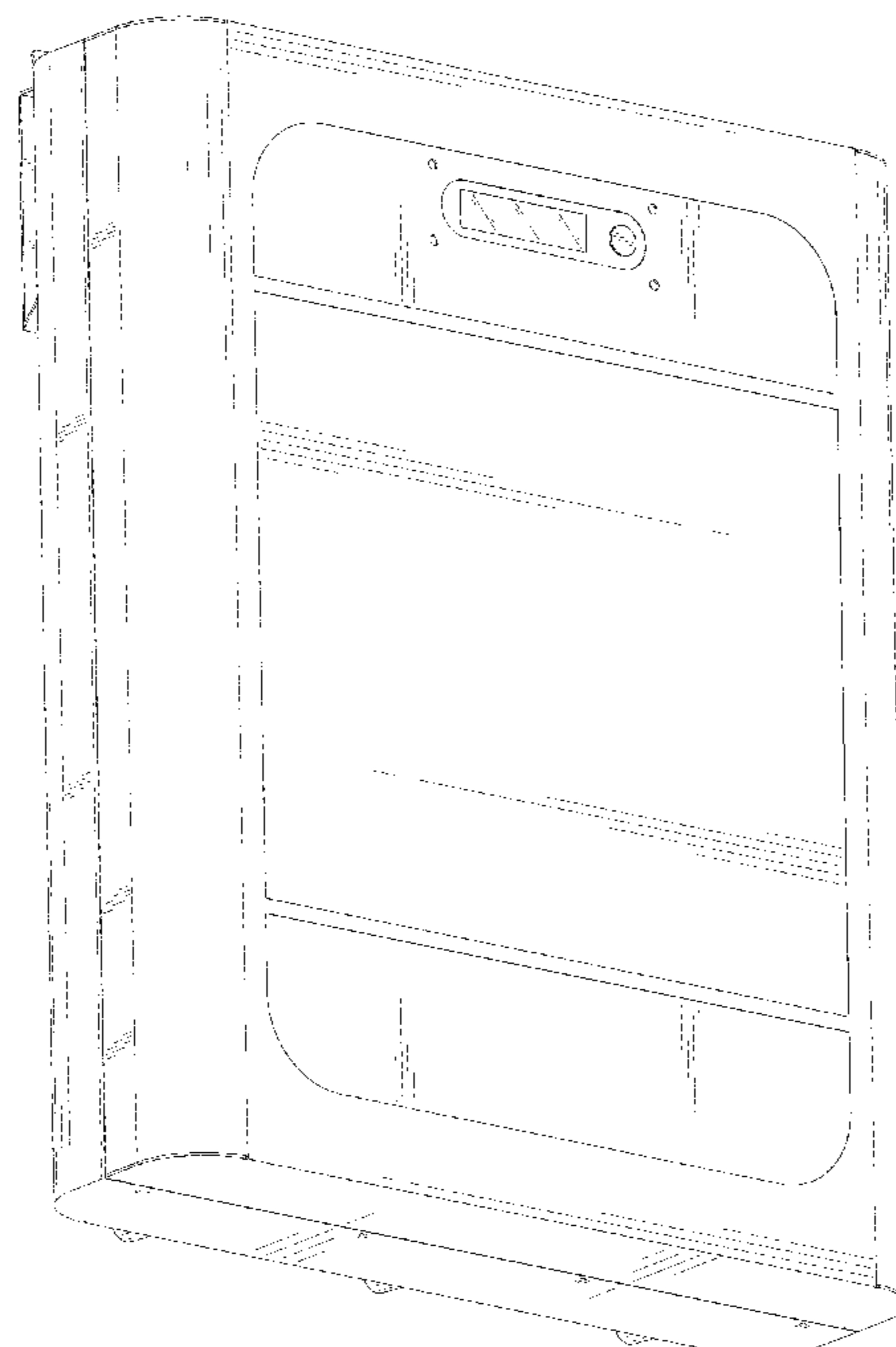
(57) **CLAIM**

The ornamental design for a battery box, as shown and described.

DESCRIPTION

FIG. 1 is a perspective view of a battery box showing my new design;
FIG. 2 is another perspective view thereof;
FIG. 3 is a front elevational view thereof
FIG. 4 is a rear elevational view thereof;
FIG. 5 is a left side elevational view thereof;
FIG. 6 is a right side elevational view thereof;
FIG. 7 is a top plan view thereof; and,
FIG. 8 is a bottom plan view thereof.
The broken lines in the drawings depict portions of the battery box that form no part of the claimed design.

1 Claim, 8 Drawing Sheets






FIG. 1

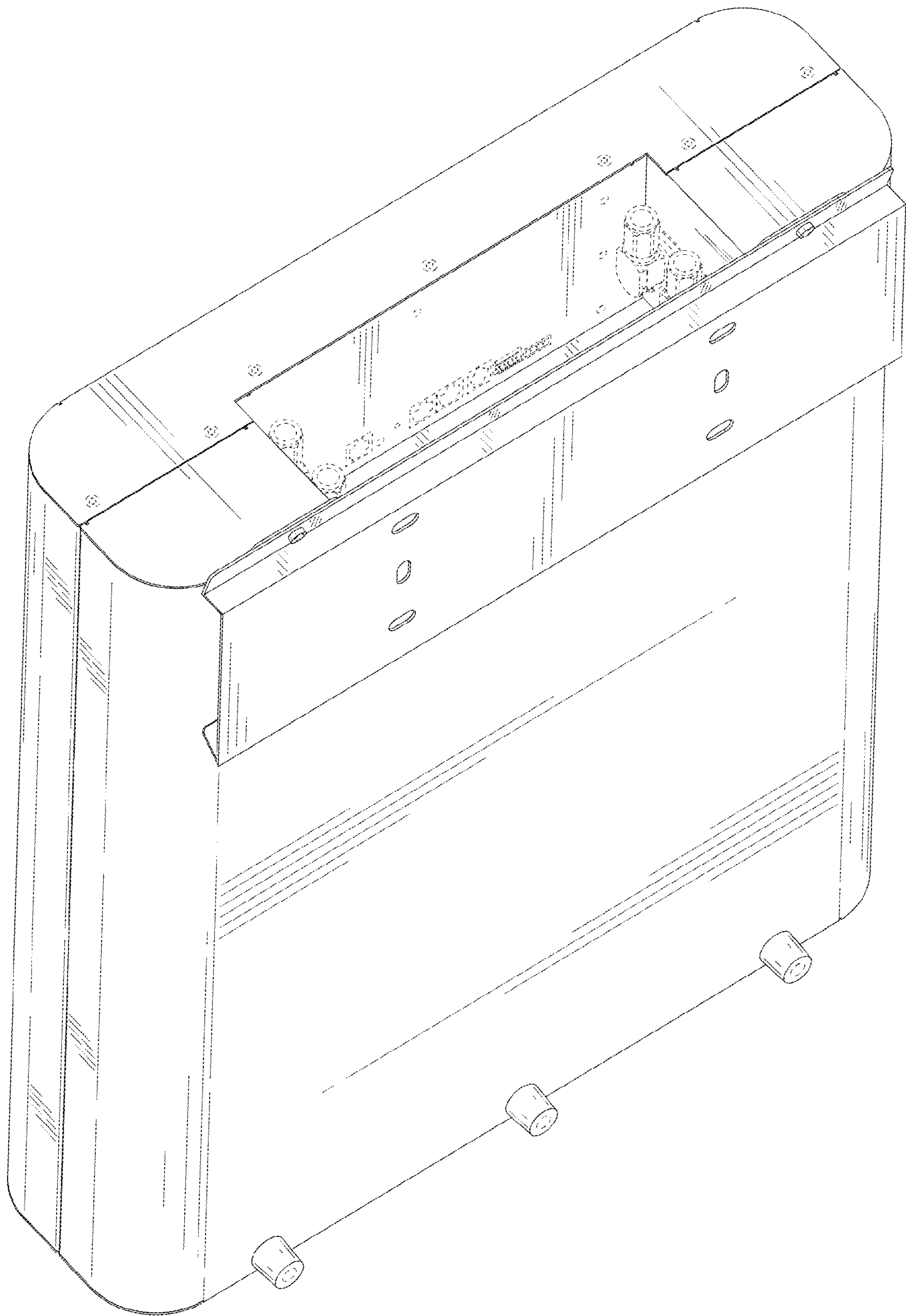


FIG. 2

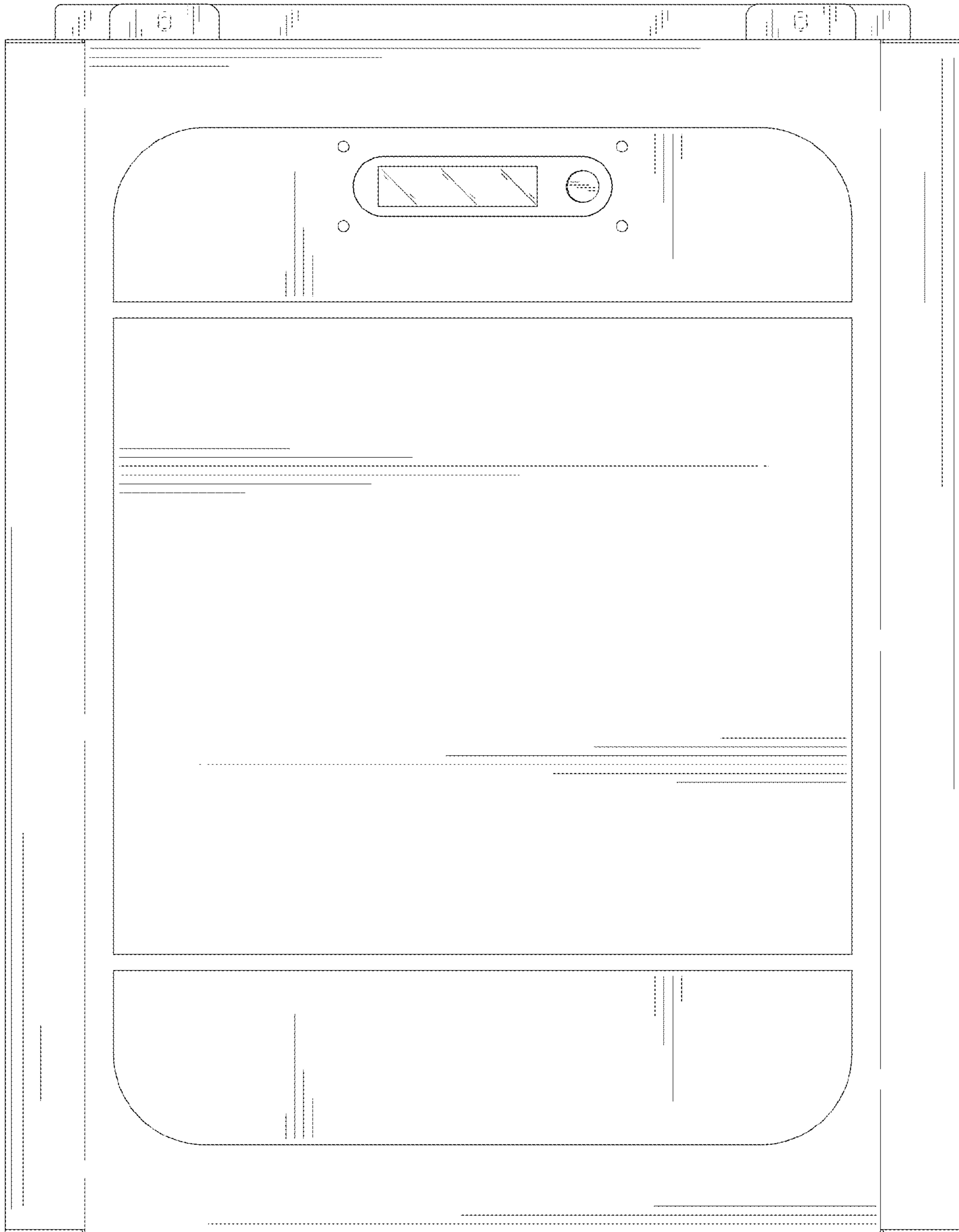


FIG. 3




FIG. 4




FIG. 5

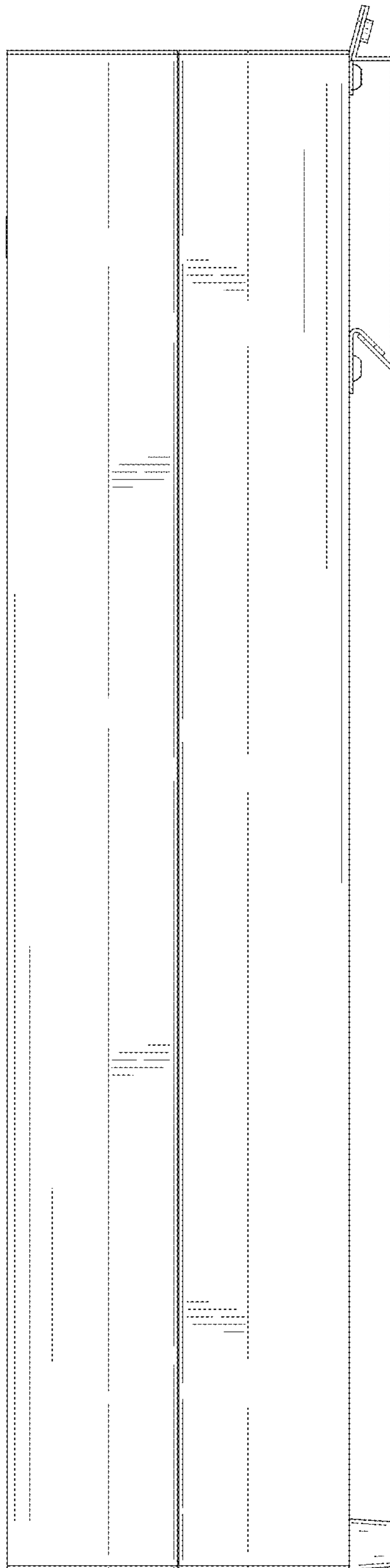


FIG. 6

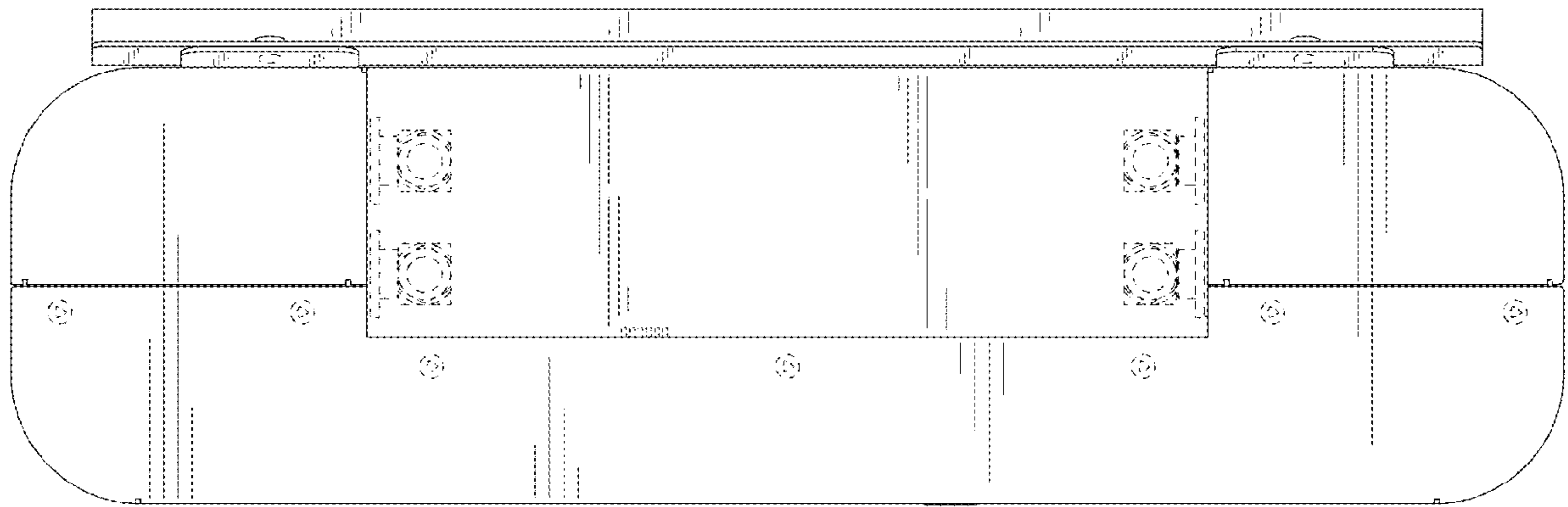


FIG. 7

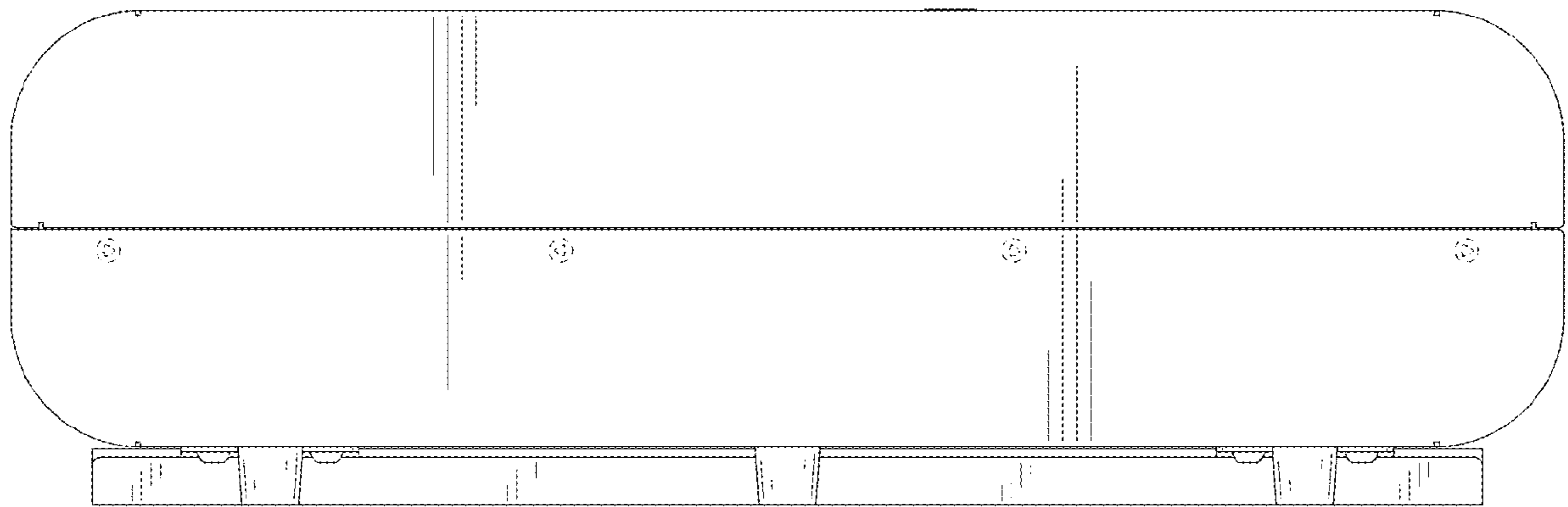


FIG. 8