



US00D945355S

(12) **United States Design Patent**
Mishima

(10) **Patent No.:** **US D945,355 S**

(45) **Date of Patent:** **** Mar. 8, 2022**

(54) **TIRE FOR AUTOMOBILE**

(71) Applicant: **SUMITOMO RUBBER INDUSTRIES, LTD.**, Kobe (JP)

(72) Inventor: **Mari Mishima**, Kobe (JP)

(73) Assignee: **SUMITOMO RUBBER INDUSTRIES, LTD.**, Kobe (JP)

(**) Term: **15 Years**

(21) Appl. No.: **29/757,521**

(22) Filed: **Nov. 6, 2020**

(51) **LOC (13) Cl.** **12-15**

(52) **U.S. Cl.**
USPC **D12/588**

(58) **Field of Classification Search**
USPC D12/568-604, 900
CPC Y10T 152/10027; B60C 1/0016; B60C 11/0306; B60C 11/0302; B60C 3/06; B60C 9/17
See application file for complete search history.

(56) **References Cited**

U.S. PATENT DOCUMENTS

D415,454 S * 10/1999 Blankenship D12/590
D803,767 S * 11/2017 Mariti D12/588

D842,229 S * 3/2019 Schoeppner D12/588
D849,675 S * 5/2019 Wang D12/590
D856,910 S * 8/2019 Mishima D12/588
D880,409 S * 4/2020 Horiguchi D12/588
D880,410 S * 4/2020 Yamaoka D12/588
D922,309 S * 6/2021 Poling D12/601
2018/0201071 A1* 7/2018 Mishima B60C 11/1236
2019/0308465 A1* 10/2019 Mishima B60C 11/1263

* cited by examiner

Primary Examiner — John A Voytek

(74) *Attorney, Agent, or Firm* — Birch, Stewart, Kolasch & Birch, LLP

(57) **CLAIM**

The ornamental design for a tire for automobile, as shown and described.

DESCRIPTION

FIG. 1 is a front perspective view of a tire for automobile showing my new design;
FIG. 2 is a front view thereof;
FIG. 3 is a left side view thereof;
FIG. 4 is a rear view thereof;
FIG. 5 is a right side view thereof;
FIG. 6 is a bottom view thereof;
FIG. 7 is a top view thereof; and,
FIG. 8 is a partial enlarged view of the portion 8-8 in FIG. 2.

1 Claim, 8 Drawing Sheets







FIG. 1

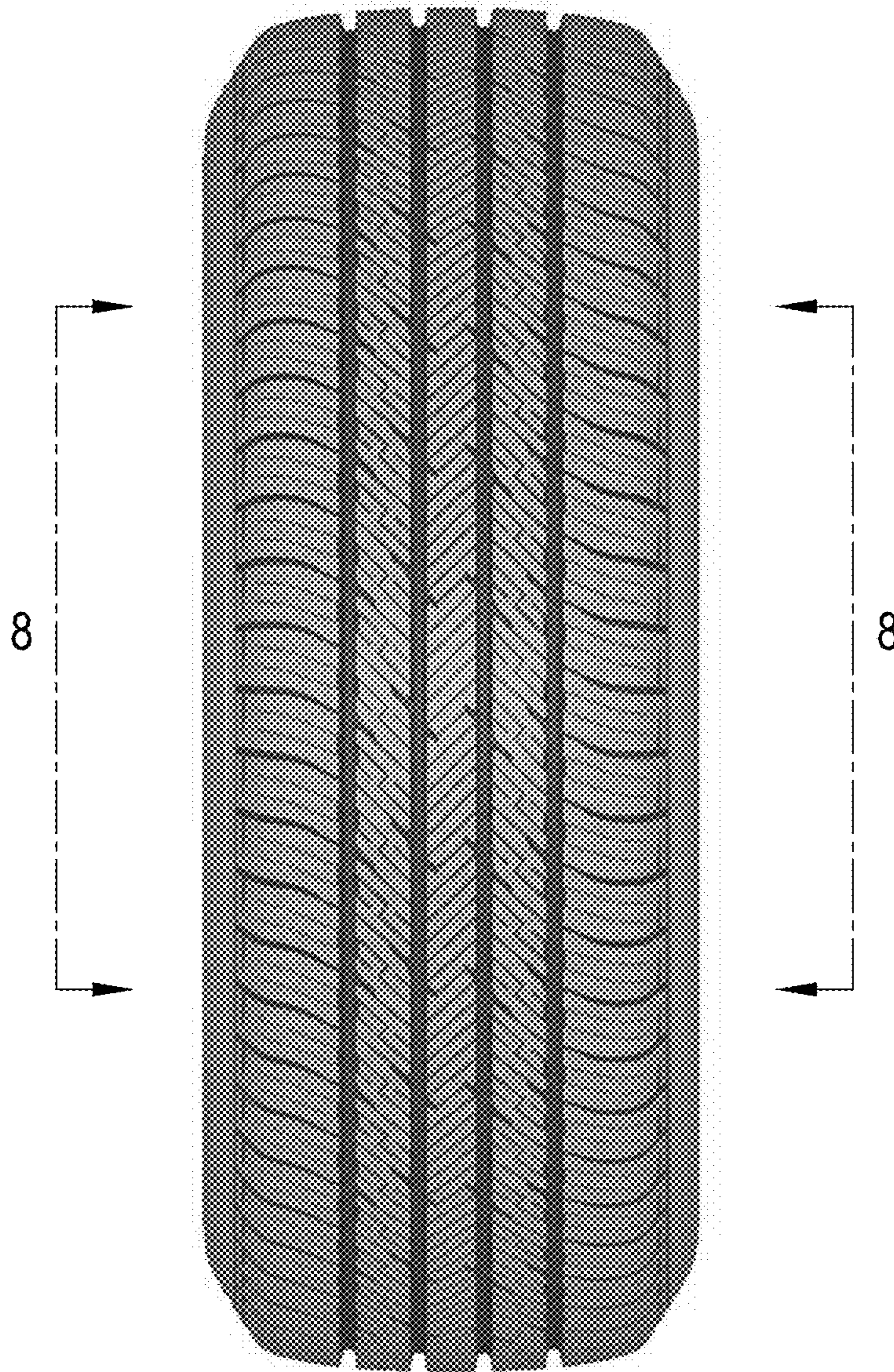


FIG. 2




FIG. 3




FIG. 4




FIG. 5



FIG. 6




FIG. 7



FIG. 8