



US00D945335S

(12) **United States Design Patent** (10) **Patent No.:** **US D945,335 S**
Duncan et al. (45) **Date of Patent:** **** *Mar. 8, 2022**

(54) **FENDER EXTENSION**

(71) Applicant: **PACCAR Inc**, Bellevue, WA (US)

(72) Inventors: **Jonathan Scott Duncan**, Seattle, WA (US); **Amanda Allison Koh**, Seattle, WA (US); **Jordan Christopher Brewer**, Addison, TX (US); **Scott David Hite**, Pilot Point, TX (US); **Jacob White**, Flower Mound, TX (US)

(73) Assignee: **PACCAR Inc**, Bellevue, WA (US)

(*) Notice: This patent is subject to a terminal disclaimer.

(**) Term: **15 Years**

(21) Appl. No.: **29/724,309**

(22) Filed: **Feb. 13, 2020**

(51) **LOC (13) Cl.** **12-16**

(52) **U.S. Cl.**
USPC **D12/184**

(58) **Field of Classification Search**
USPC D12/86, 88, 89, 90, 91, 92, 93, 106, 114, D12/163, 169, 171, 173, 181, 184, 185, D12/190, 192, 196, 400; D21/533, 548, D21/552, 561; D15/28
CPC B62D 25/02; B62D 25/04; B62D 25/16; B62D 25/18; B62D 25/161; B62D 25/168; B62D 25/182; B62D 25/184; B60J 5/00; B60J 5/02; B60J 5/04; B60J 5/10; B60R 13/04; B60R 13/0861; B60R 19/00

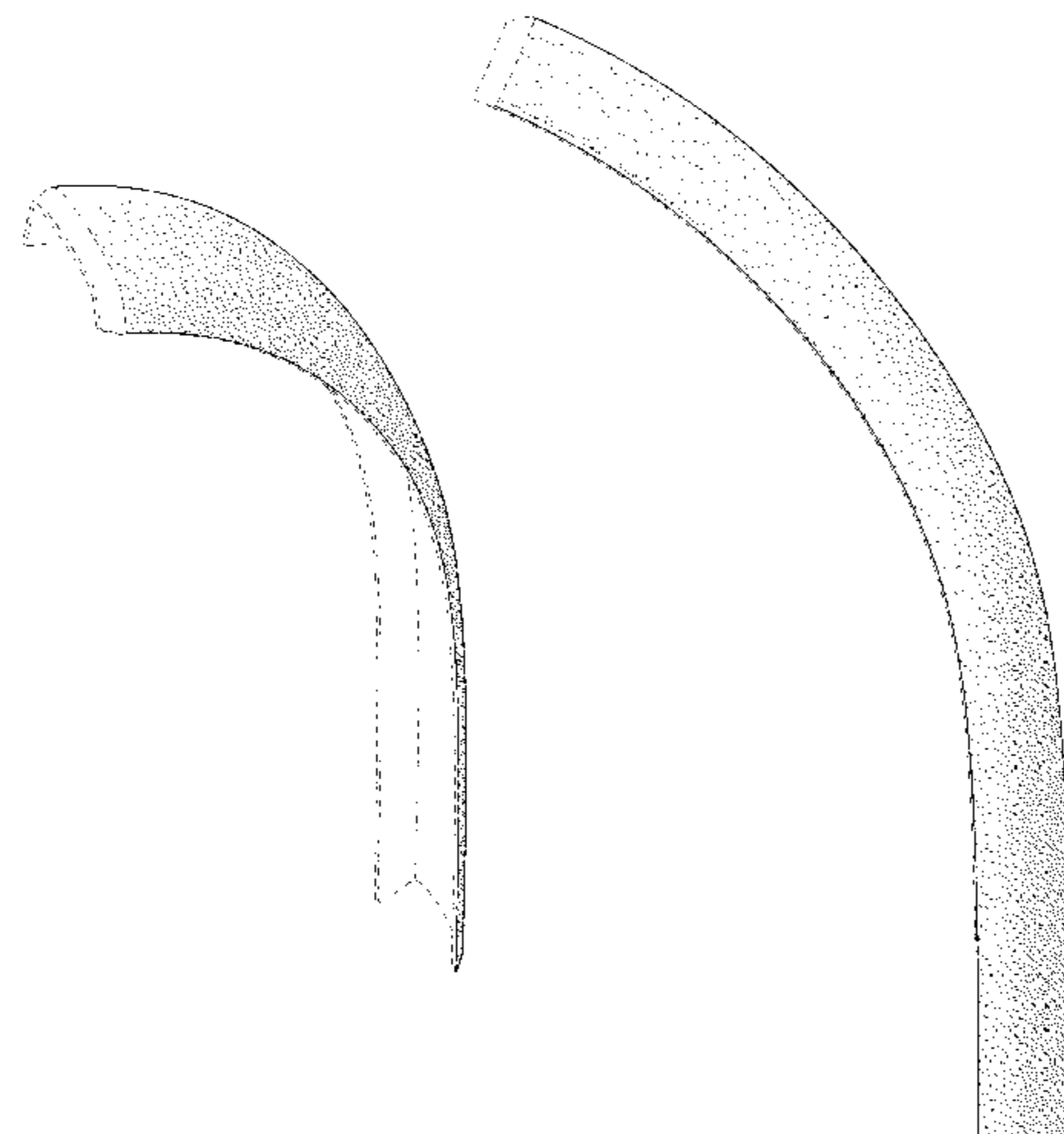
See application file for complete search history.

(56) **References Cited**

U.S. PATENT DOCUMENTS

D47,258 S * 4/1915 Green D12/184
D50,345 S * 2/1917 Green D12/184
D50,346 S * 2/1917 Green D12/184

1,699,572 A * 1/1929 Scheid B62D 25/161
280/848
D104,292 S * 4/1937 Pawsat D12/186
D104,293 S * 4/1937 Pawsat D12/186
D237,961 S * 12/1975 Petty D12/186
D242,913 S * 1/1977 Petty D12/186
4,174,850 A * 11/1979 Hart B62D 25/18
24/486
4,620,745 A * 11/1986 Jacobs B62D 25/18
296/198
D461,436 S * 8/2002 Stickles D12/190
D482,995 S * 12/2003 Saleen D12/184
D483,312 S * 12/2003 Saleen D12/184
D491,858 S * 6/2004 Velazco D12/184
6,959,948 B2 * 11/2005 Varnhagen B60R 13/04
280/849
D516,481 S * 3/2006 Metros D12/190
D517,965 S * 3/2006 Metros D12/190
D546,253 S * 7/2007 Lee D12/106
D590,756 S * 4/2009 Williams D12/184
D591,654 S * 5/2009 Williams D12/184
D591,655 S * 5/2009 Golden D12/184
D591,656 S * 5/2009 Golden D12/184
D591,657 S * 5/2009 Golden D12/184
D591,658 S * 5/2009 Golden D12/184
D602,414 S * 10/2009 Sunbeam D12/184
D602,415 S * 10/2009 Sunbeam D12/184
D602,828 S * 10/2009 Sunbeam D12/184
D602,829 S * 10/2009 Sunbeam D12/184
D610,511 S * 2/2010 Dubanowski D12/181
D684,908 S * 6/2013 Lee D12/184
D694,684 S * 12/2013 Lee D12/184
D694,685 S * 12/2013 Lee D12/184
D700,120 S * 2/2014 Lee D12/184
D707,164 S * 6/2014 Lee D12/184
D735,078 S * 7/2015 Tamiya D12/91
D744,385 S * 12/2015 Harriton D12/169
D763,754 S * 8/2016 Sanders D12/184
D792,822 S * 7/2017 Platto D12/184
D795,767 S * 8/2017 Platto D12/184
D795,768 S * 8/2017 Platto D12/184
D801,896 S * 11/2017 Ito D12/181
D833,156 S 11/2018 Burditt et al.
D858,385 S * 9/2019 Phillips D12/184
D860,082 S * 9/2019 Poyorena D12/184
D867,245 S * 11/2019 Ito D12/184
10,562,468 B2 * 2/2020 Zentgraf B60R 13/04
D883,156 S * 5/2020 Joudo D12/184
10,668,955 B2 * 6/2020 Siegel B62D 25/18
D906,200 S * 12/2020 Bibb, VI D12/181
D915,265 S * 4/2021 Duncan D12/196



D934,766 S * 11/2021 Duncan D12/184
 D935,363 S * 11/2021 Duncan D12/184
 2005/0073163 A1* 4/2005 Luetze B60J 11/06
 296/1.08

OTHER PUBLICATIONS

Kenworth Medium Duty Product Development, Published Apr. 5, 2021 [online], [retrieved on Jun. 26, 2021]. Retrieved from the Internet: <https://www.youtube.com/watch?v=HqduzdoldtA> (Year: 2021).*

Buyers Products B52169 Fender Extension, Published Feb. 6, 2014 [online], [retrieved on Jul. 13, 2021]. Retrieved from the Internet: <https://www.amazon.com/Buyers-Products-B52169-Extension-Extension-50Ft/dp/B01CMJMC2> (Year: 2014).*

“T800,” Kenworth Truck Company, 2002, 32-page brochure.
 “T800,” Kenworth Truck Company, 2003, 32-page brochure.
 “T800,” Kenworth Truck Company, 2005, 28-page brochure.
 “T800,” Kenworth Truck Company, 2009, 28-page brochure.
 “T800B,” Kenworth Truck Company, 1993, 8-page brochure.
 Peterbilt Motors Company, “The Working Class,” Sep. 1976, 6-page brochure.
 “The World’s Best,” Kenworth Truck Company, 1992, 12-page brochure.
 “W900,” Kenworth Truck Company, 1996, 7-page brochure.
 “W900,” Kenworth Truck Company, 2002, 32-page brochure.
 “W900,” Kenworth Truck Company, 2005, 32-page brochure.
 “W900,” Kenworth Truck Company, 2009, 28-page brochure.
 Kenworth Truck Company, “W900L AeroCab,” 1994, 2-page brochure.
 Kenworth Truck Company, “AeroCab,” 1993, 6-page brochure.
 “AeroCab,” Kenworth Truck Company, as early as 1995, 3-page brochure.
 “C500B,” Kenworth Truck Company, as early as 1990, 4-page brochure.
 Peterbilt Motors Company, “Class Pays, Medium Duty,” Sep. 2000, 12-page brochure.
 “Class Pays, Truck Models,” Peterbilt Motors Company, Mar. 2005, 24-page brochure.
 “Class Pays,” Peterbilt Motors Company, Nov. 1998, 10-page brochure.
 Peterbilt Motors Company, “Class Pays,” Sep. 1997, 10-page brochure.
 “Class Pays, Construction Trucks,” Peterbilt Motors Company, Nov. 2003, 16-page brochure.
 “Kenworth Truck Models,” Kenworth Truck Company, 2010, 16-page brochure.
 Peterbilt Motors Company, “Model 330,” Oct. 1997, 3-page brochure.
 Peterbilt Motors Company, “Model 379,” Apr. 2005, 2-page brochure.
 Peterbilt Motors Company, “Model 379,” Mar. 1996, 5-page brochure.
 Peterbilt Motors Company, “Rest with Class,” Apr. 1978, 4-page brochure.
 “T170 Class 5,” Kenworth Truck Company, 2008, 4-page brochure.
 “T270 Class 6 and T370 Class 7,” Kenworth Truck Company, 2008, 6-page brochure.
 “T270 Class 6 and T370 Class 7,” Kenworth Truck Company, 2009, 6-page brochure.
 “T270 Class 6 and T370 Class 7 Hybrid,” Kenworth Truck Company, 2009, 6-page brochure.
 “T680,” Kenworth Truck Company, 2013, 34-page brochure.
 “T680,” Kenworth Truck Company, 2016, 34-page brochure.
 “T880,” Kenworth Truck Company, 2017, 32-page brochure.
 “Model 579,” Peterbilt Motors Company, Oct. 2013, 13-page brochure.
 “Medium Duty,” Peterbilt Motors Company, 2013, 9-page brochure.
 “On-Highway,” Peterbilt Motors Company, 2013, 13-page brochure.
 “Vocational,” Peterbilt Motors Company, 2013, 11-page brochure.

“T440,” Kenworth Truck Company, 2010, 6-page brochure.
 “T470,” Kenworth Truck Company, 2010, 6-page brochure.
 “T470H,” Kenworth Truck Company, 2009, 2-page brochure.
 “Model 220,” Peterbilt Motors Company, 2019, 2-page brochure.
 “220EV,” Peterbilt Motors Company, 2020, 5-page brochure.
 “Model 337,” Peterbilt Motors Company, 2020, 2-page brochure.
 “Model 389,” Peterbilt Motors Company, 2019, 2-page brochure.
 “Model 348,” Peterbilt Motors Company, 2019, 2-page brochure.
 “Model 520,” Peterbilt Motors Company, 2019, 2-page brochure.
 “Model 567,” Peterbilt Motors Company, 2020, 16-page brochure.
 “567 Heritage,” Peterbilt Motors Company, 2017, 2-page brochure.
 “Model 579,” Peterbilt Motors Company, 2019, 28-page brochure.
 “C500,” Kenworth Truck Company, 2012, 2-page brochure.
 “T680,” Kenworth Truck Company, 2019, 40-page brochure.
 “T800,” Kenworth Truck Company, 2012, 28-page brochure.
 “T440/T470,” Kenworth Truck Company, 2015, 8-page brochure.
 “K270E/K370E,” Kenworth Truck Company, 2020, 4-page brochure.
 “T270/T370,” Kenworth Truck Company, 2019, 16-page brochure.
 “K270/K370,” Kenworth Truck Company, 2014, 12-page brochure.
 “W990,” Kenworth Truck Company, 2018, 32-page brochure.
 “T880,” Kenworth Truck Company, 2019, 36-page brochure.
 “Model 367,” Peterbilt Motors Company, <https://www.peterbilt.com/trucks/vocational/model-367>, retrieved Nov. 20, 2020, 12 pages.
 “Model 365,” Peterbilt Motors Company, <https://www.peterbilt.com/trucks/vocational/model-365>, retrieved Nov. 20, 2020, 11 pages.
 “Model 325,” Peterbilt Motors Company, <https://www.peterbilt.com/trucks/medium-duty/model-325>, retrieved Nov. 20, 2020, 12 pages.
 U.S. Appl. No. 29/724,305, filed Feb. 13, 2020.
 U.S. Appl. No. 29/724,310, filed Feb. 13, 2020.

* cited by examiner

Primary Examiner — Cary M Robinson
 Assistant Examiner — Adam C Mager
 (74) Attorney, Agent, or Firm — Seed IP Law Group LLP

(57) CLAIM

The ornamental design for a fender extension, as shown and described.

DESCRIPTION

FIG. 1 is a perspective view of a fender extension, showing an embodiment of our new design.
 FIG. 2 is a front elevational view thereof.
 FIG. 3 is a rear elevational view thereof.
 FIG. 4 is a left side elevational view thereof.
 FIG. 5 is a right side elevational view thereof.
 FIG. 6 is a top plan view thereof.
 FIG. 7 is a perspective view of a fender extension, showing another embodiment of our new design, which is a mirror image of the fender extension shown in FIGS. 1-6.
 FIG. 8 is a front elevational view thereof.
 FIG. 9 is a rear elevational view thereof.
 FIG. 10 is a right side elevational view thereof.
 FIG. 11 is a left side elevational view thereof; and,
 FIG. 12 is a top plan view thereof.
 Stippling in the drawings represent the three-dimensional contours of the design, and is not intended to indicate surface decoration. The broken lines shown in the drawings depict portions of the fender extension that form no part of the claimed design.

1 Claim, 10 Drawing Sheets

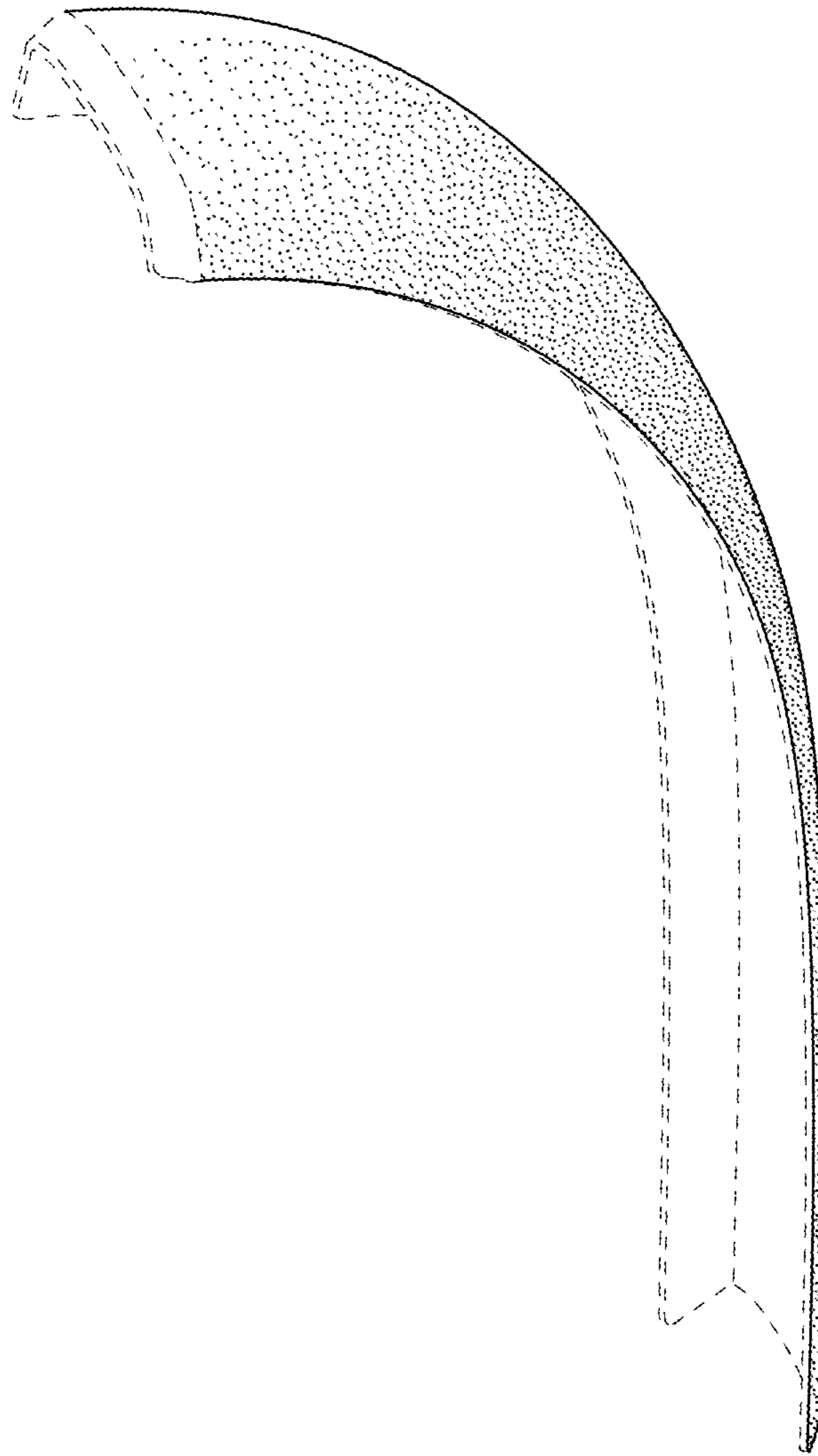


FIG. 1




FIG. 2

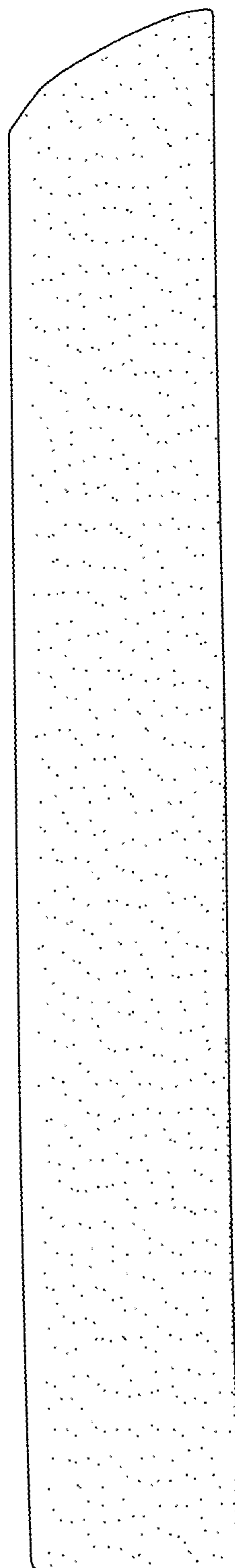


FIG. 3




FIG.4

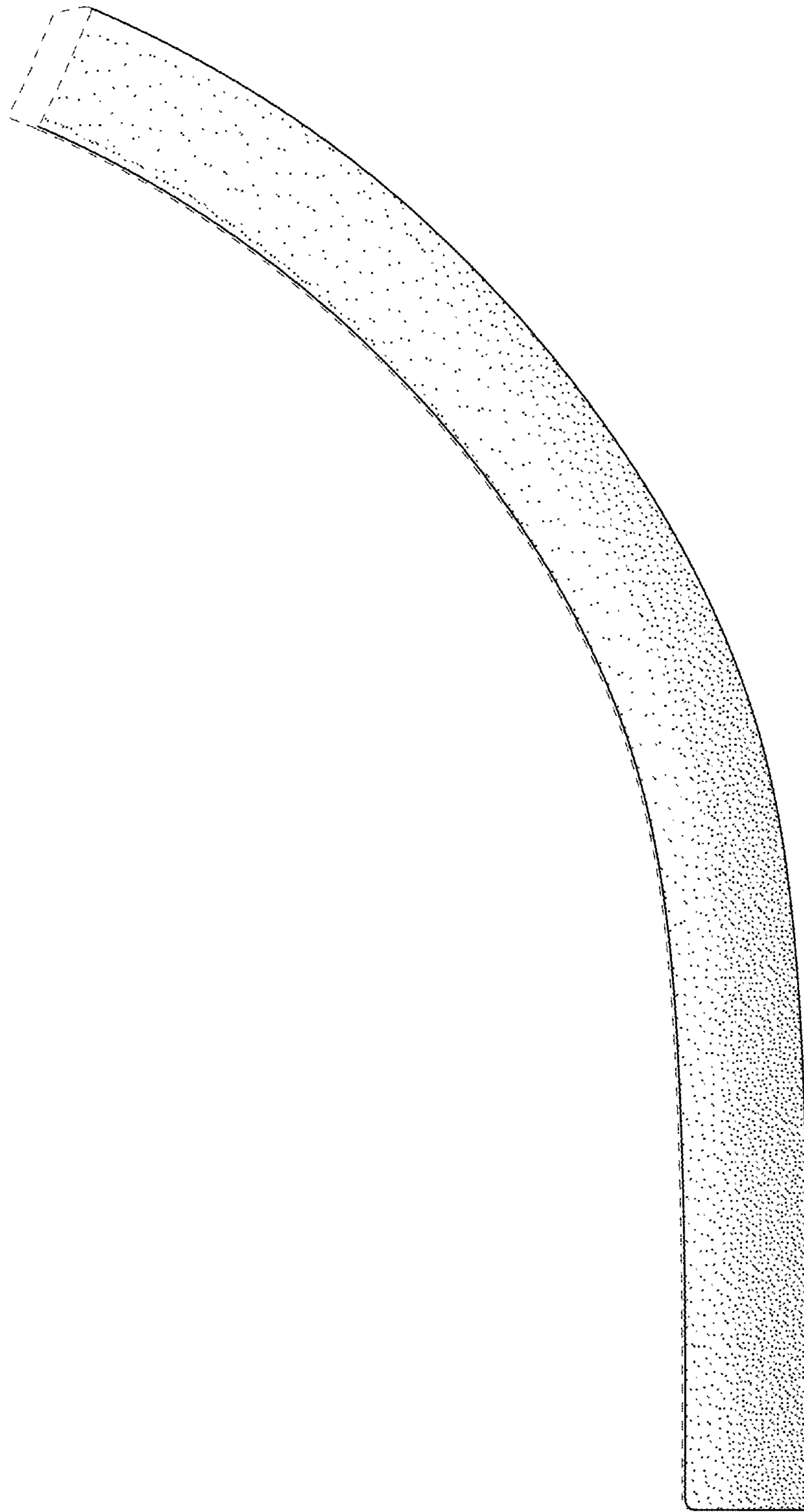


FIG. 5

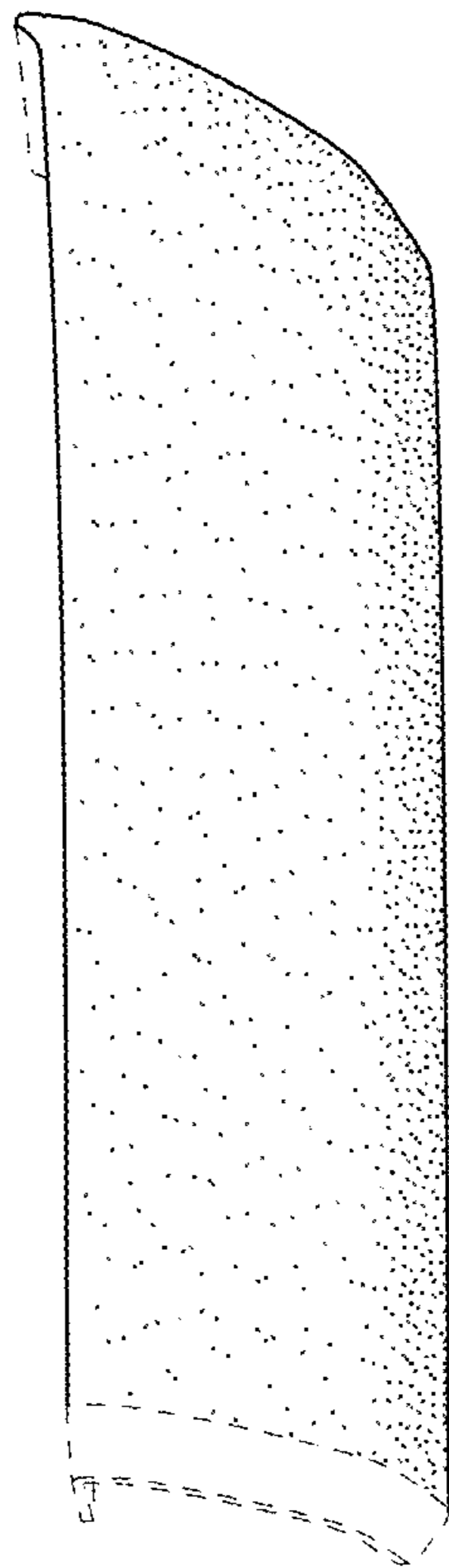


FIG. 6

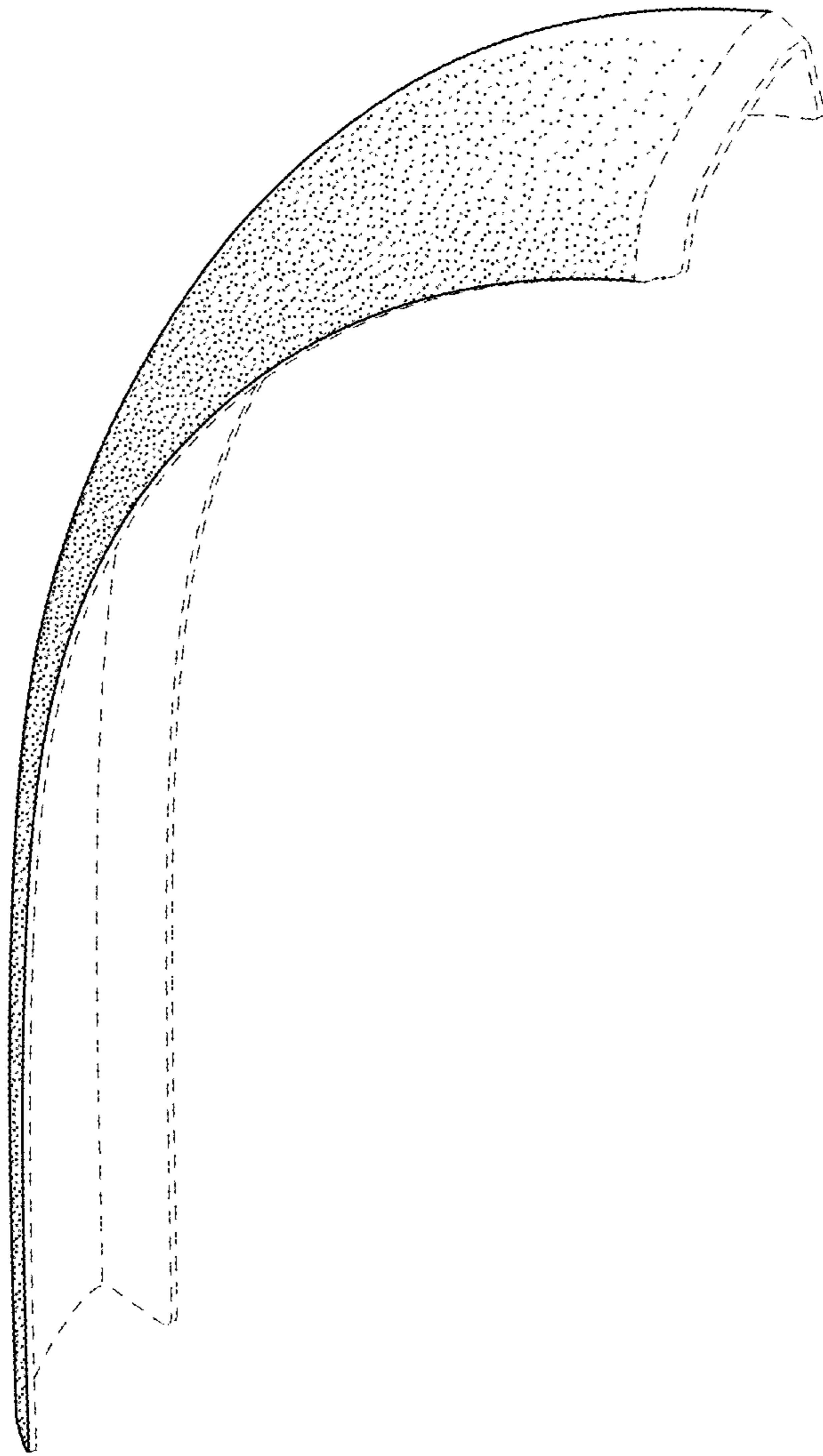


FIG. 7




FIG. 8

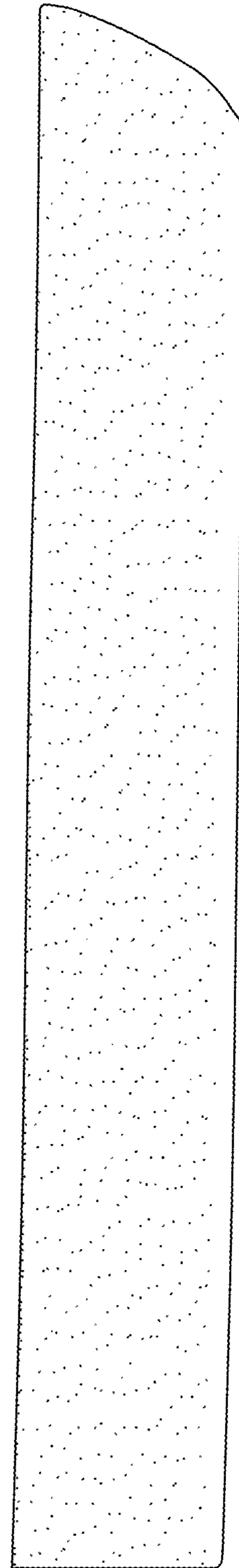


FIG. 9




FIG. 10

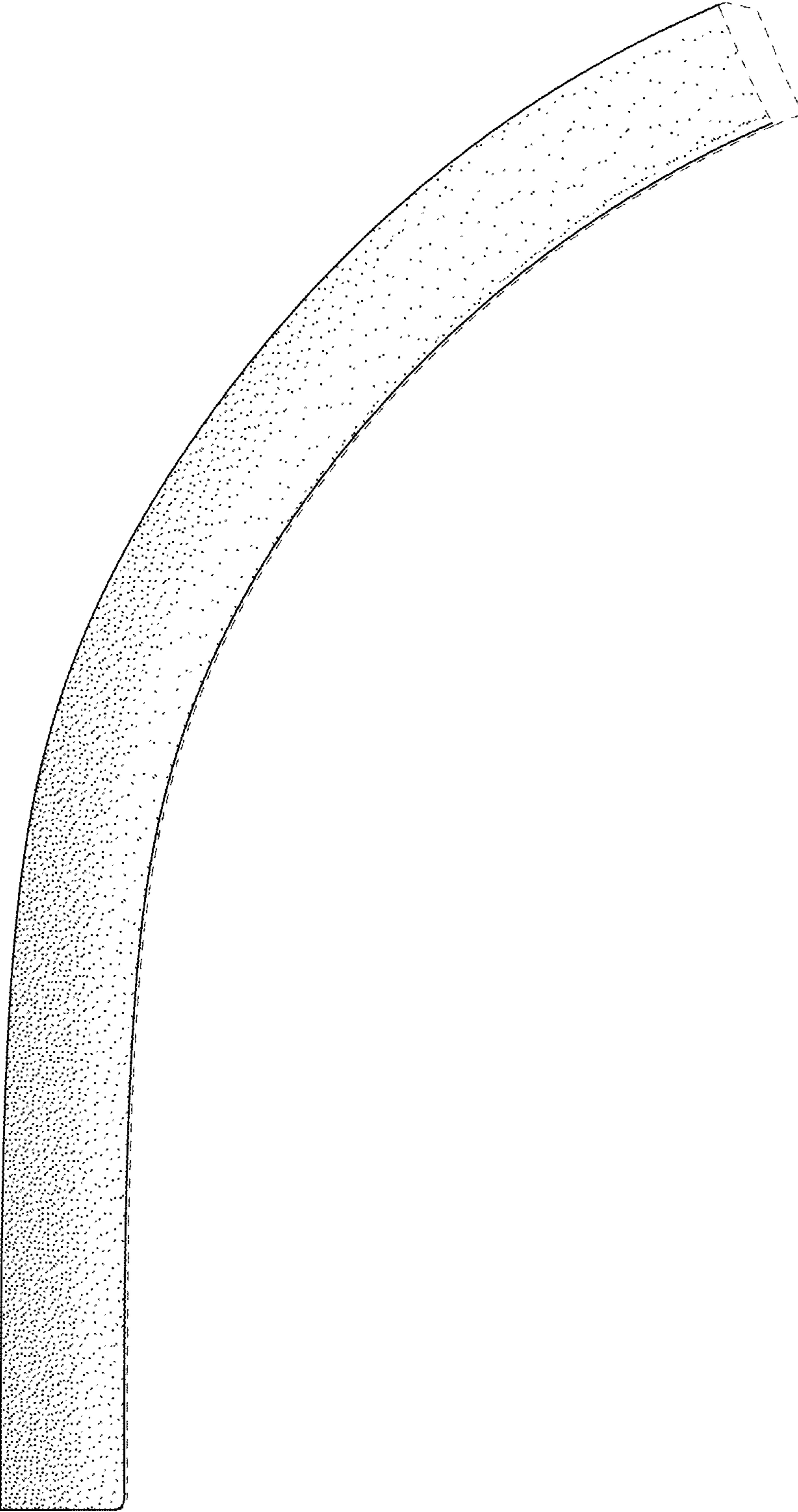


FIG. 11

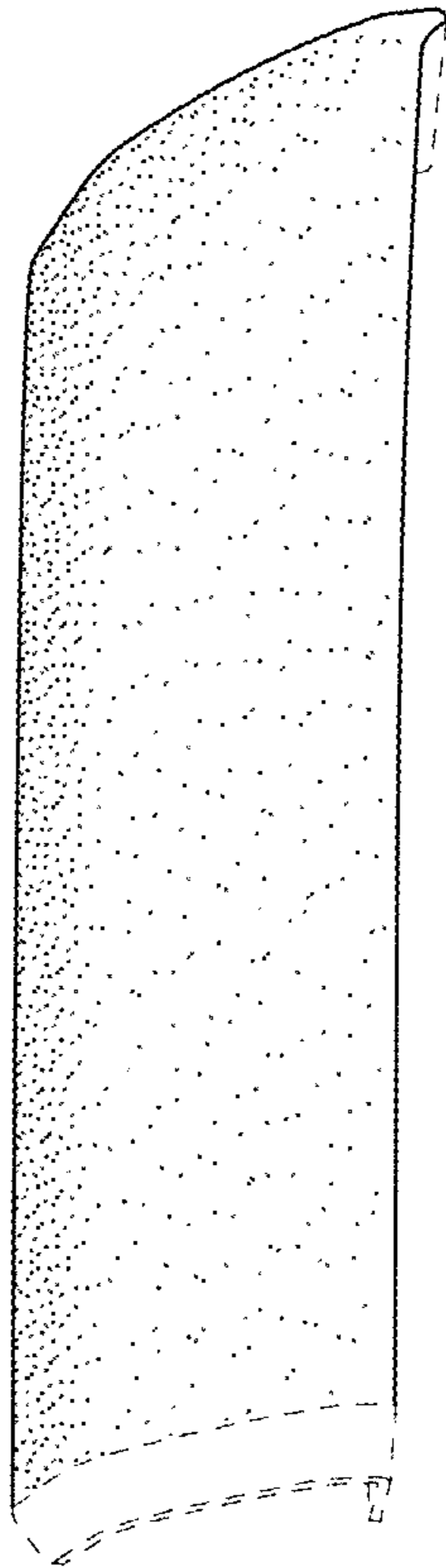


FIG. 12