



US00D945315S

(12) **United States Design Patent**  
**Lee**

(10) **Patent No.:** **US D945,315 S**  
(45) **Date of Patent:** **\*\* Mar. 8, 2022**

- (54) **CAM BUCKLE**
- (71) Applicant: **Duraflex Hong Kong Limited**, Hong Kong (CN)
- (72) Inventor: **Ray Lee**, Taipei (TW)
- (73) Assignee: **Duraflex Hong Kong Limited**, Hong Kong (CN)
- (\*\*) Term: **15 Years**

- 5,893,199 A \* 4/1999 Anscher ..... A44B 11/266  
24/625
- 6,360,410 B1 \* 3/2002 Lovato ..... A44B 11/006  
24/170
- D456,743 S \* 5/2002 Uehara ..... D11/218
- D521,410 S \* 5/2006 Nottingham ..... A01K 27/009  
D11/216
- D527,308 S \* 8/2006 Buscart ..... D11/216
- D592,542 S \* 5/2009 Pontaoe ..... D11/216
- D595,184 S \* 6/2009 Yoshiguchi ..... D11/216
- D682,153 S \* 5/2013 Dickey ..... D11/216

(Continued)

- (21) Appl. No.: **29/731,716**
- (22) Filed: **Apr. 17, 2020**
- (51) **LOC (13) Cl.** ..... **02-07**
- (52) **U.S. Cl.**  
USPC ..... **D11/216**
- (58) **Field of Classification Search**  
USPC ..... D3/200, 201, 215, 222, 224, 226, 228,  
D3/318, 323, 324; D11/87, 94, 200, 201,  
D11/208-210, 212, 214, 215, 216, 218,  
D11/220, 221, 228; D24/184; D29/100,  
D29/122; D30/139, 152, 153; D22/108  
CPC ..... Y10T 24/498; Y10T 24/1467; Y10T  
24/1488; B65D 65/06; A44B 13/0047;  
A44B 19/00; A44B 19/26; A44B 11/00;  
A44B 11/001; A44B 11/06; A44B 11/006;  
A44B 11/04; A44B 11/065; A44B 11/14;  
A44B 11/18; A44B 11/20; A44B 11/125;  
A44B 11/2503; A44B 11/2538; A45F  
3/005; A45F 3/14; A45F 2003/144; A45F  
5/021; A45F 2200/0516; A45F  
2200/0575; F41C 33/007; F41C 33/008  
See application file for complete search history.

(56) **References Cited**

**U.S. PATENT DOCUMENTS**

- D198,566 S \* 7/1964 Holmberg ..... D11/216
- D362,413 S \* 9/1995 Takimoto ..... D11/216
- D393,606 S \* 4/1998 Lin ..... D11/216

**OTHER PUBLICATIONS**

G.F. Cam Buckle (available online) Retrieved from the internet Nov. 16, 2021 from URL: <https://www.duraflexgroup.com/products/PROF00001534?family=true>.\*

*Primary Examiner* — Richard Kearney  
(74) *Attorney, Agent, or Firm* — IPro, PLLC

(57) **CLAIM**

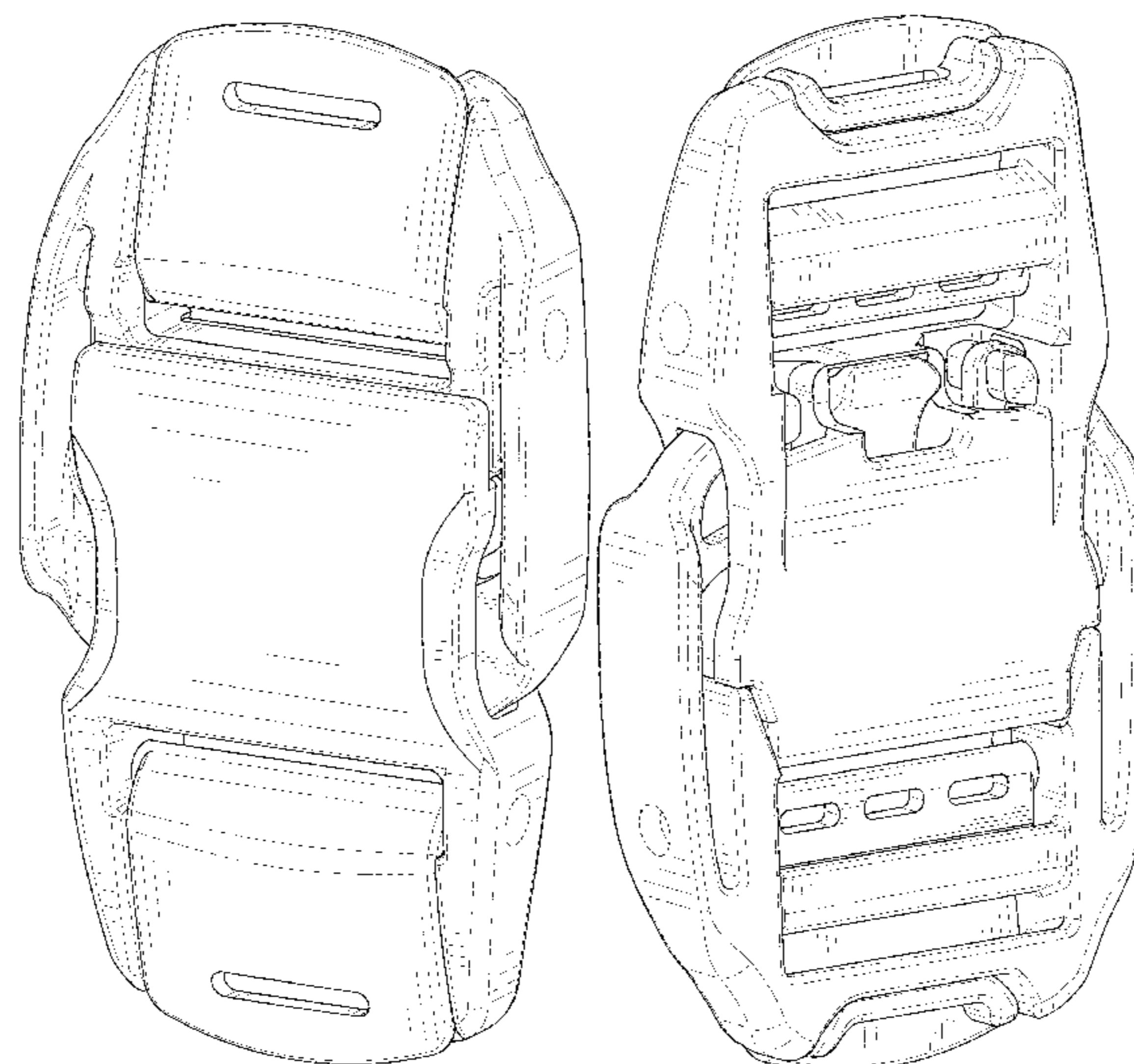
The ornamental design for a cam buckle, as shown and described.

**DESCRIPTION**

FIG. 1 is a perspective view of an ornamental design for a cam buckle showing our new design;  
 FIG. 2 is a perspective view viewed from another angle thereof;  
 FIG. 3 is a front elevation view thereof;  
 FIG. 4 is a rear elevation view thereof;  
 FIG. 5 is a left side elevation view thereof;  
 FIG. 6 is a right side elevation view thereof;  
 FIG. 7 is a top plan view thereof; and,  
 FIG. 8 is a bottom plan view thereof.

The broken lines in the figures are for environmental purpose only and form no part of the claimed design.  
 And shading and cross-hatching are not features of the design but are utilized to illustrate the surface contours of the cam buckle in the drawings.

**1 Claim, 8 Drawing Sheets**



(56)

**References Cited**

U.S. PATENT DOCUMENTS

D724,483 S \* 3/2015 Kelleghan ..... D11/216  
D894,787 S \* 9/2020 Lee ..... D11/216  
11,160,331 B2 \* 11/2021 Chan ..... A44B 11/266  
2020/0128924 A1 \* 4/2020 Yen ..... A44B 11/266

\* cited by examiner

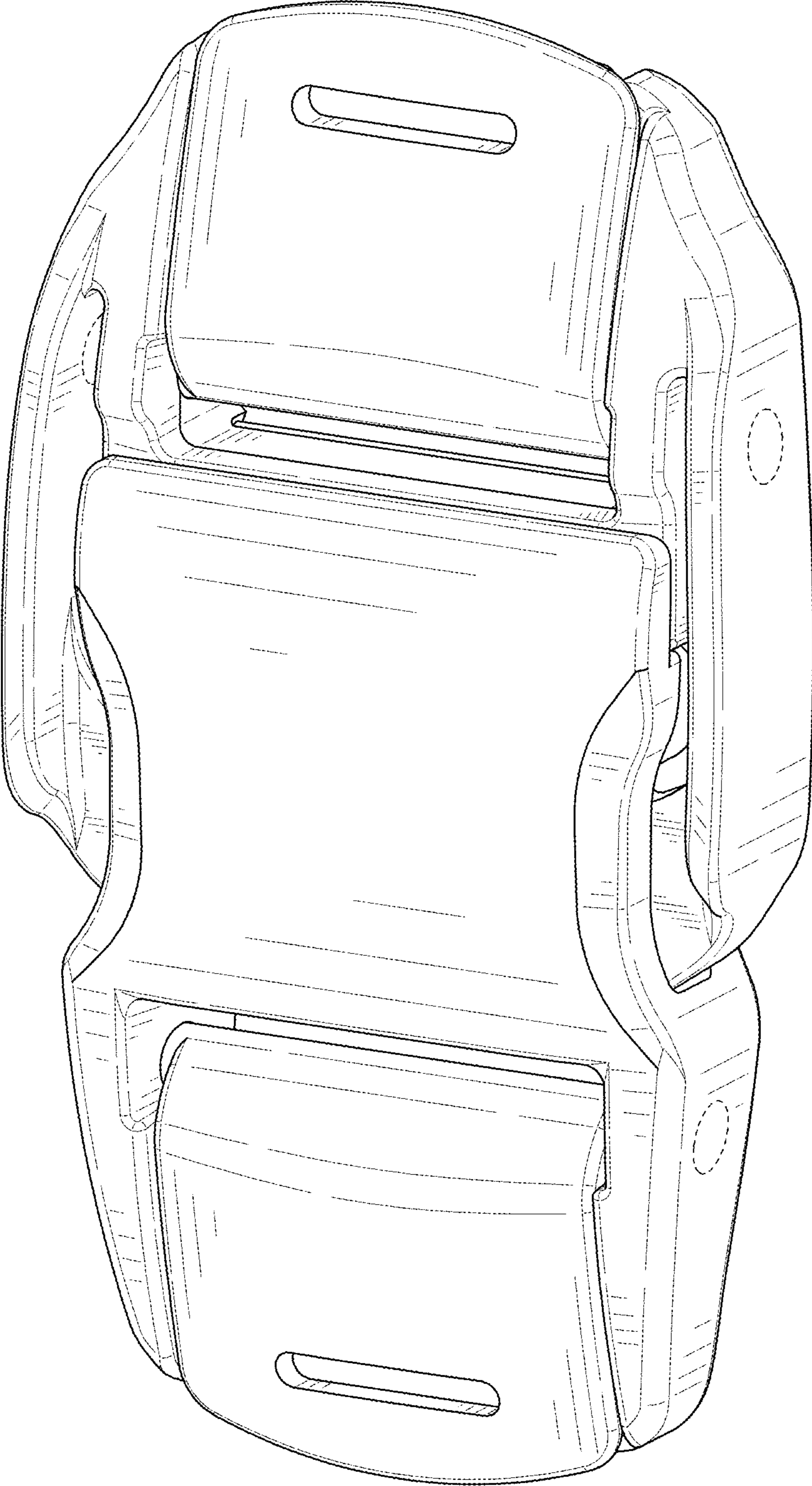


FIG. 1

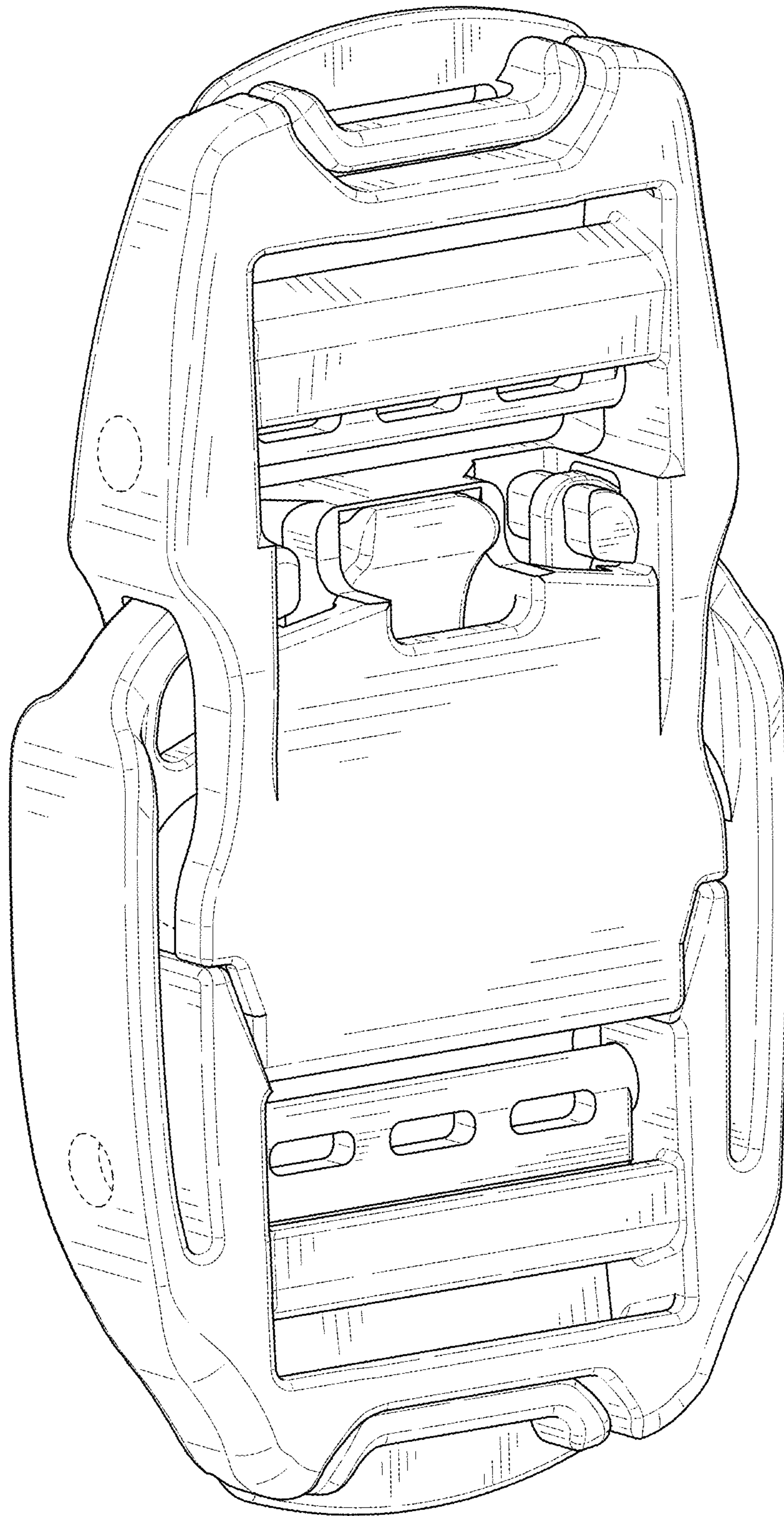


FIG. 2

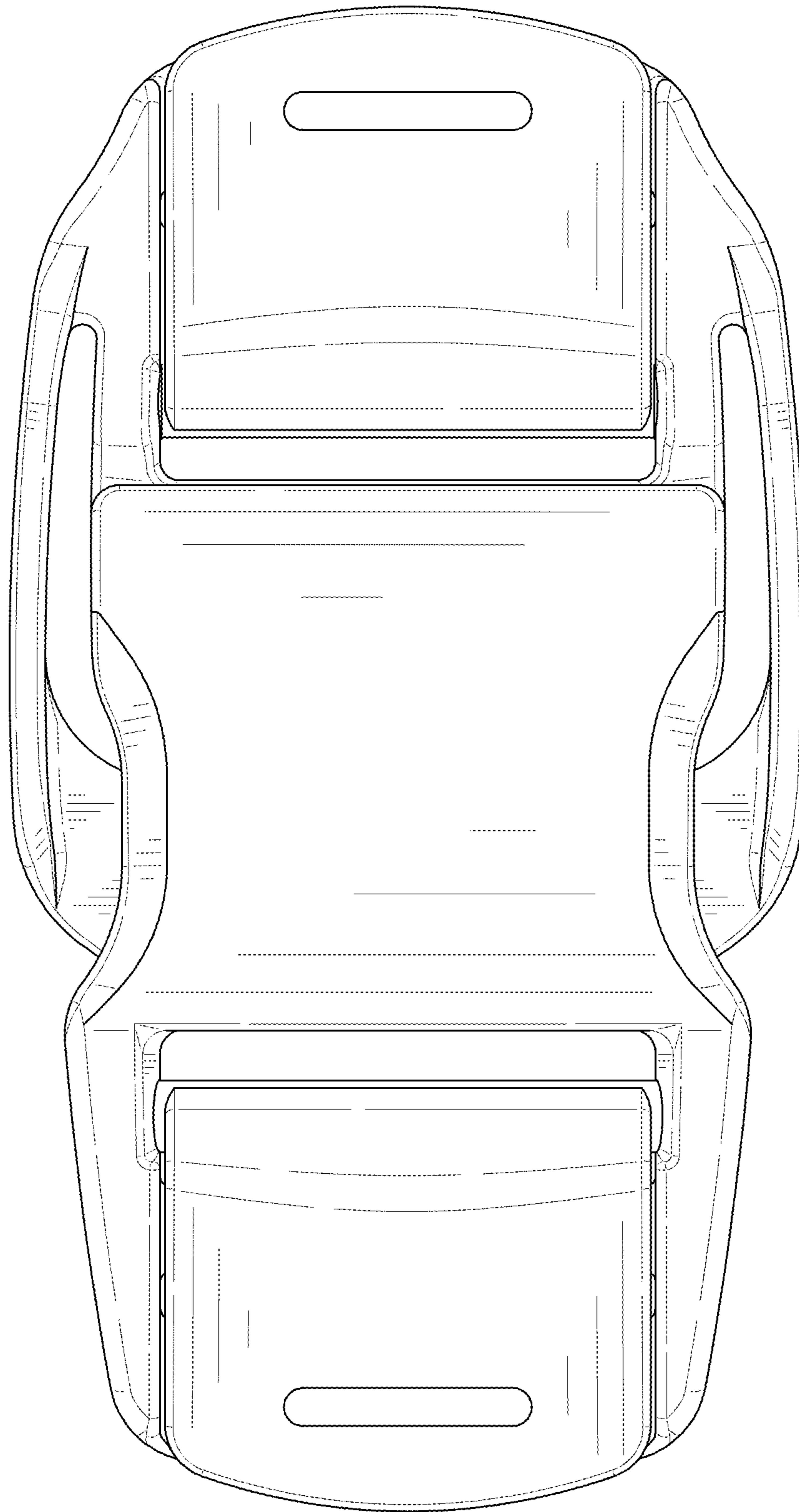


FIG. 3

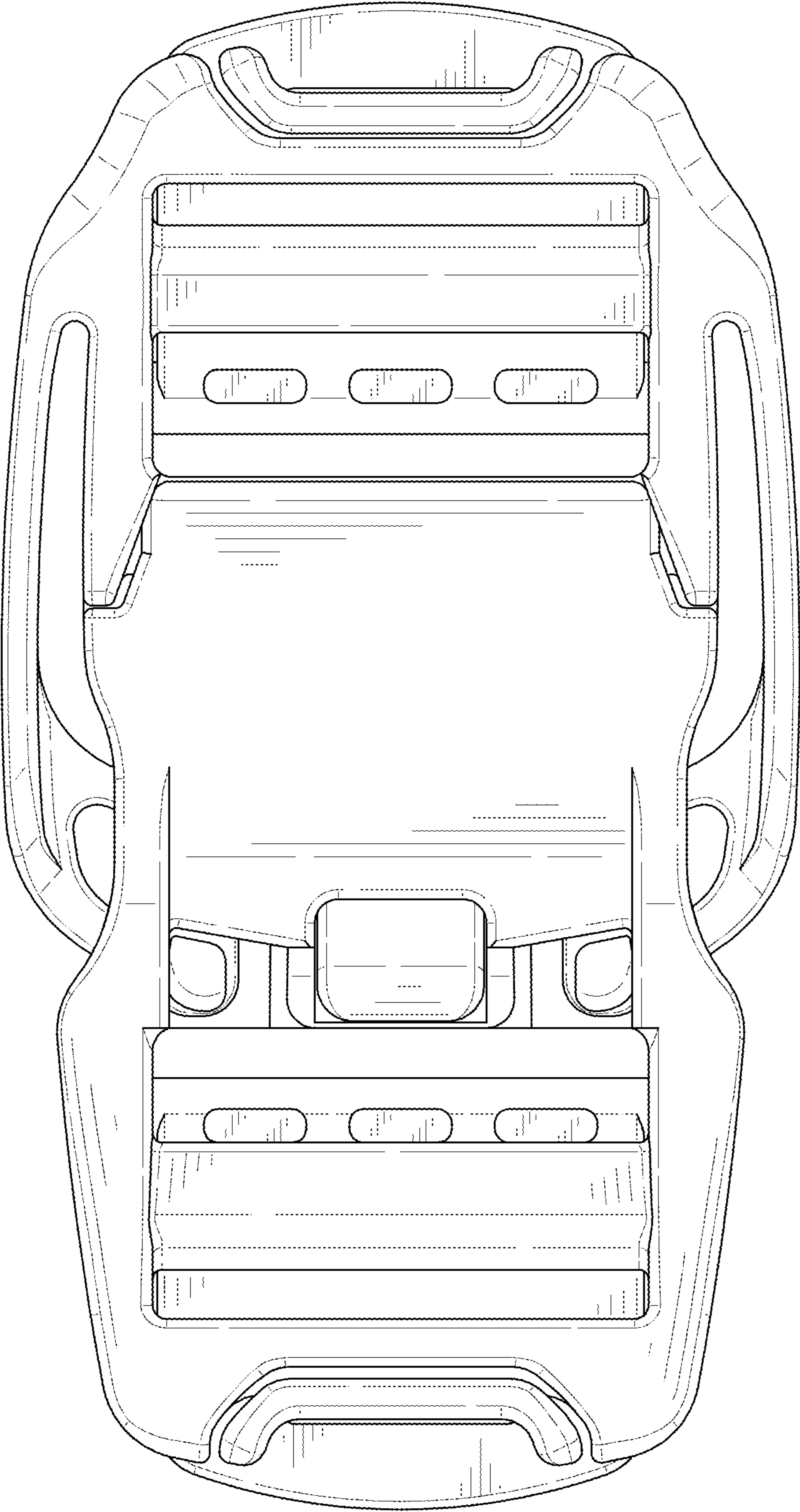


FIG. 4

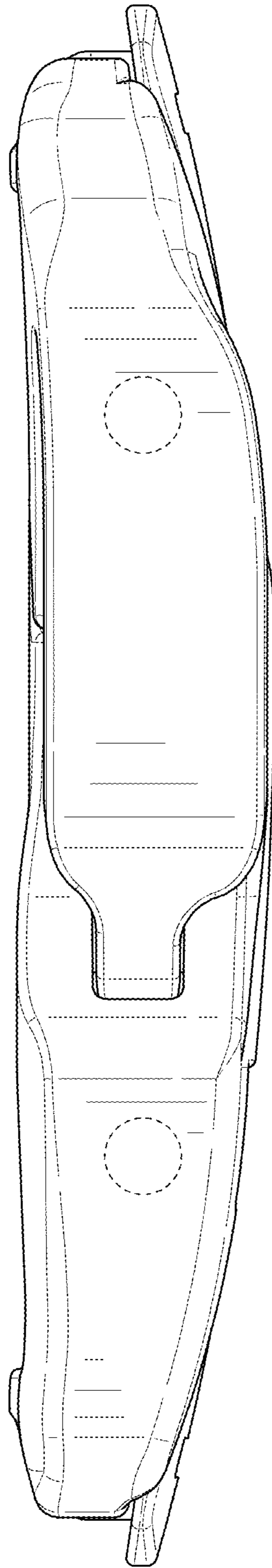


FIG. 5

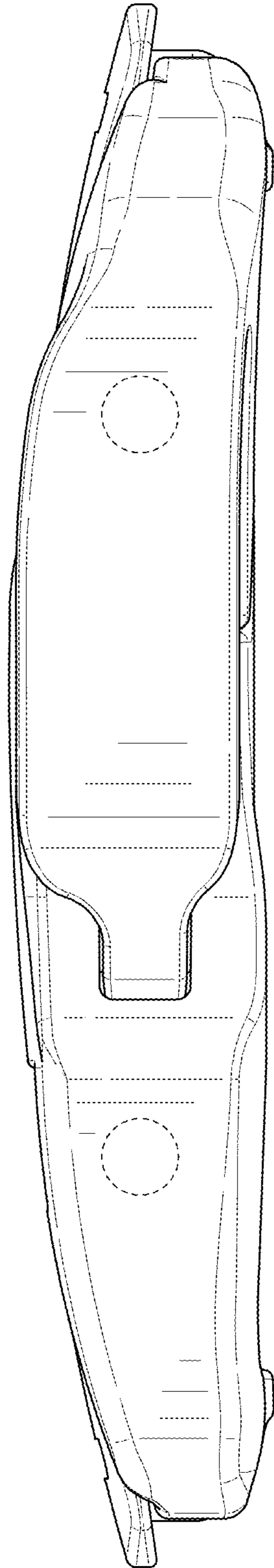


FIG. 6



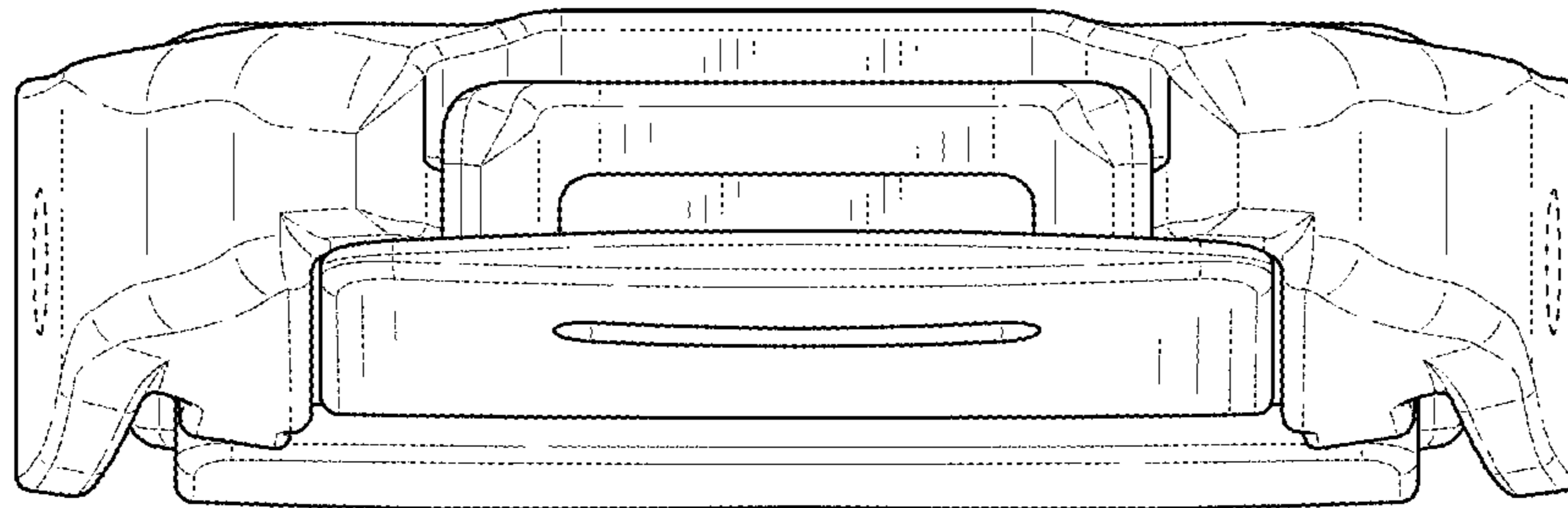


FIG. 7

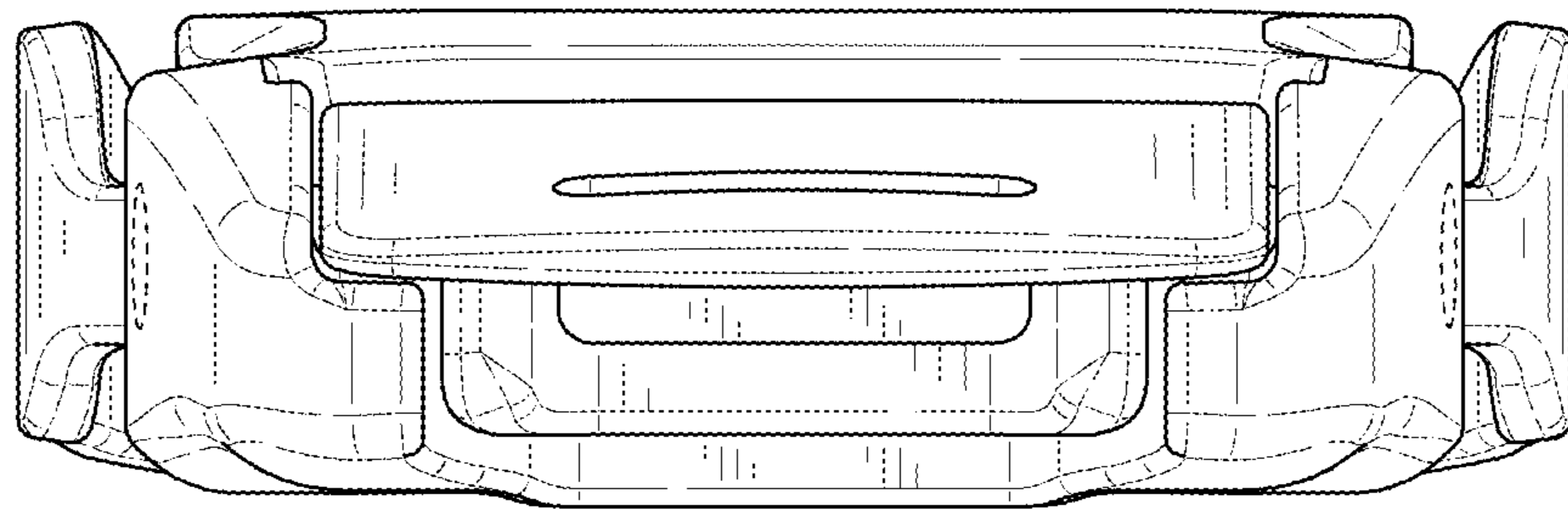


FIG. 8