



US00D945288S

(12) **United States Design Patent**
Chaumont et al.

(10) **Patent No.:** **US D945,288 S**
(45) **Date of Patent:** **** *Mar. 8, 2022**

(54) **ASSET TRACKING EQUIPMENT HOUSING**

(71) Applicant: **ZEBRA TECHNOLOGIES CORPORATION**, Lincolnshire, IL (US)

(72) Inventors: **Chad Chaumont**, Mount Sinai, NY (US); **Ian R. Jenkins**, Stony Brook, NY (US)

(73) Assignee: **Zebra Technologies Corporation**, Lincolnshire, IL (US)

(*) Notice: This patent is subject to a terminal disclaimer.

(**) Term: **15 Years**

(21) Appl. No.: **29/750,521**

(22) Filed: **Sep. 14, 2020**

Related U.S. Application Data

(63) Continuation of application No. 29/682,462, filed on Mar. 5, 2019, now Pat. No. Des. 899,278.

(51) **LOC (13) Cl.** **10-04**

(52) **U.S. Cl.**
USPC **D10/70; D10/106.6**

(58) **Field of Classification Search**

USPC D10/70, 106.9
CPC G08B 13/126; G08B 13/128; G08B 13/14;
G08B 13/1427; G08B 13/1409; G08B
13/1436; G08B 13/1445; G08B 13/1463;
G08B 13/1472; G08B 13/1481; G08B
13/149; G08B 13/2428; G08B 13/2434;
G08B 13/2437; G08B 21/24; G09F 3/18;
G09F 3/185; G09F 3/20; G09F 3/201;
G09F 3/202; G09F 3/203; G09F 3/204;
G09F 3/205; G09F 3/206; G09F 3/207;
G09F 3/208; G09F 3/005; A41D 1/02;
A44C 5/0015; A44C 5/02; A44C 5/14;
A61B 19/44; A61B 2019/446; A61B
71/00; A61B 5/02416; A61B 5/1118;

A61B 2/721; A61B 5/002; A61B 5/112;
A61B 5/1122; A61B 5/746; A61B
5/6823; A61B 5/72; A61B 5/7445; A61B
5/0022; A61B 5/14532; A63B 71/06;
A63B 26/00; A63B 24/0075; A63B
2071/0663; A63B 71/0686; A63B
24/0062; A63B 24/0084; A63B
2024/0068; A63B 2024/0078; A63B
2024/0056; A63B 2071/0625; A63B
2071/003; A63B 2071/063; A63B
2071/065; A63B 2071/068; A63B
2071/0675; A63B 2220/40; A63B
2220/803; A63B 2220/12;

(Continued)

(56) **References Cited**

U.S. PATENT DOCUMENTS

D468,654 S 1/2003 Wunsch
D573,053 S 7/2008 Bandringa et al.
(Continued)

Primary Examiner — Antoine Duval Davis

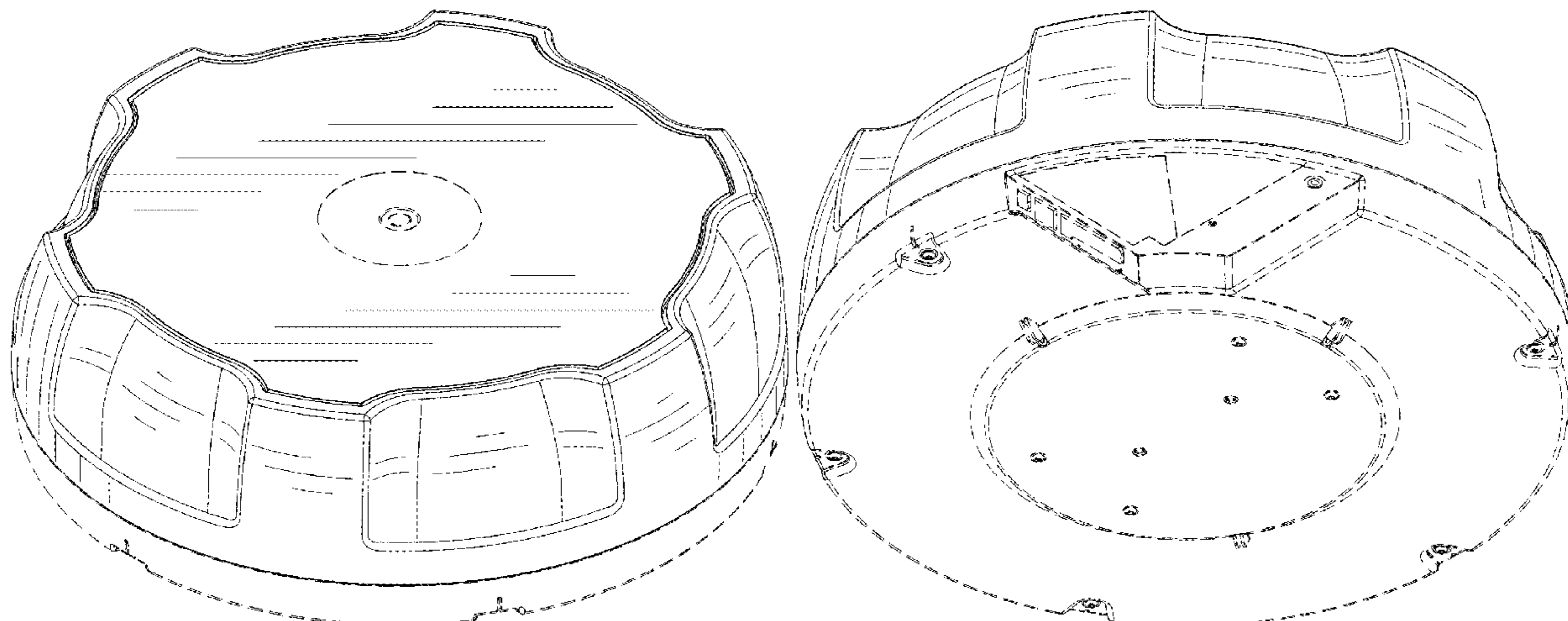
(57) **CLAIM**

We claim the ornamental design for an asset tracking equipment housing, as shown and described.

DESCRIPTION

FIG. 1 is a bottom perspective view of an example asset tracking equipment housing;
FIG. 2 is a top perspective view thereof;
FIG. 3 is a front view thereof;
FIG. 4 is a rear view thereof;
FIG. 5 is a first side view thereof;
FIG. 6 is a second side view thereof;
FIG. 7 is a bottom view thereof; and,
FIG. 8 is a top view thereof.
Broken lines of a particular embodiment are for purposes of illustrating environment and form no part of the design claimed in that embodiment.

1 Claim, 6 Drawing Sheets



(58) **Field of Classification Search**

CPC A63B 2220/20; A63B 2220/22; A63B
2220/30; A63B 2225/50; A63B 2225/02;
A63B 2225/06; A63B 2230/75; A63B
2024/0065; A63B 2024/0081; A63B
2220/51; A63B 2220/62; A63B 2220/836;
G06F 1/163; G06F 3/038; G06F 3/03547;
G04G 17/00; G04G 17/08; G04G 17/04;
G04G 21/02; G04G 21/00; G04G 21/08;
G09B 9/00; G09B 19/00; G06Q 10/00;
G06Q 50/00; G04F 10/00; G04B 37/1486

See application file for complete search history.

(56) **References Cited**

U.S. PATENT DOCUMENTS

D657,275	S	4/2012	Cowles et al.	
D662,846	S	7/2012	Ni et al.	
D843,862	S *	3/2019	Bellows	D10/70
D899,278	S *	10/2020	Chaumont	D10/70

* cited by examiner

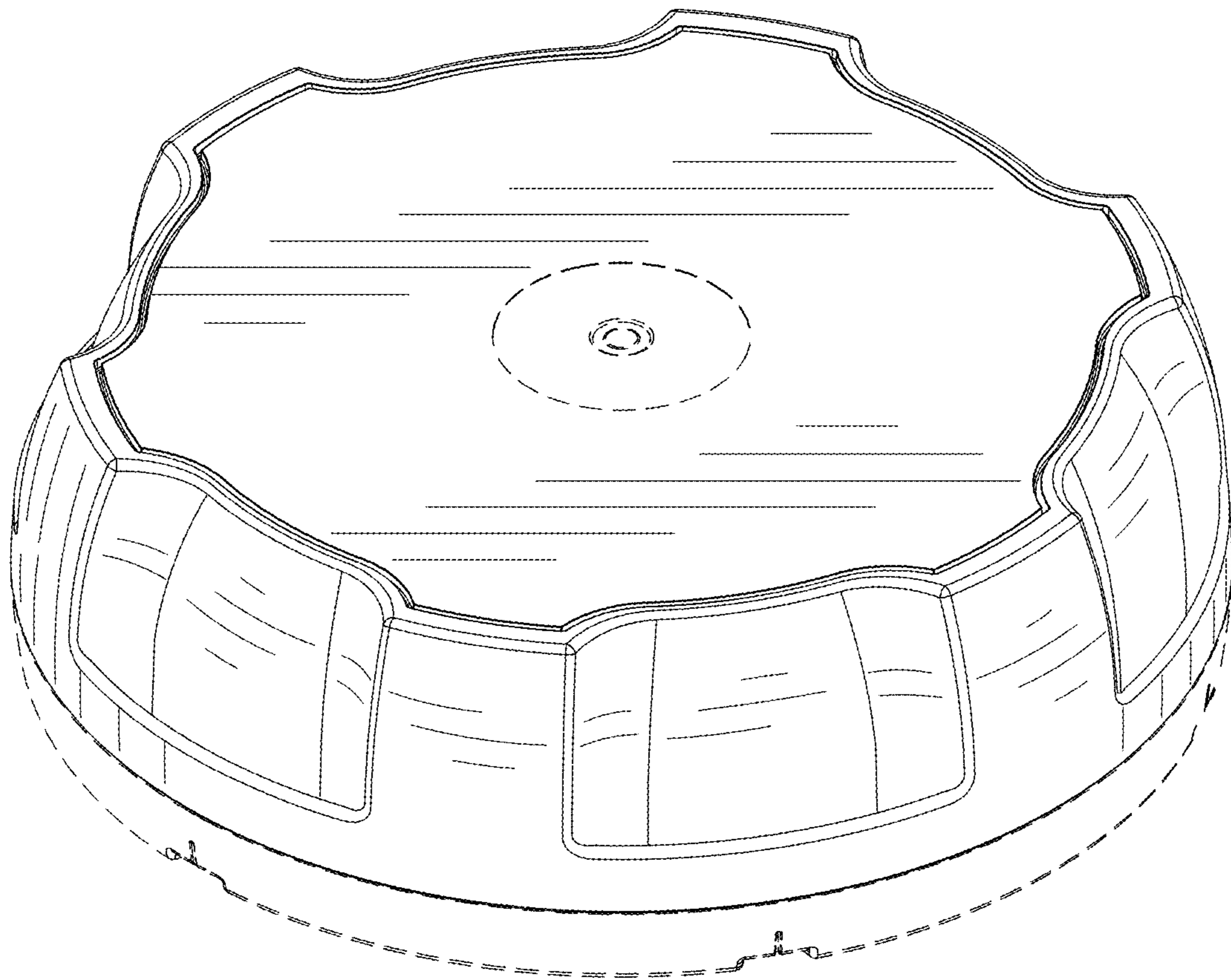


FIG. 1

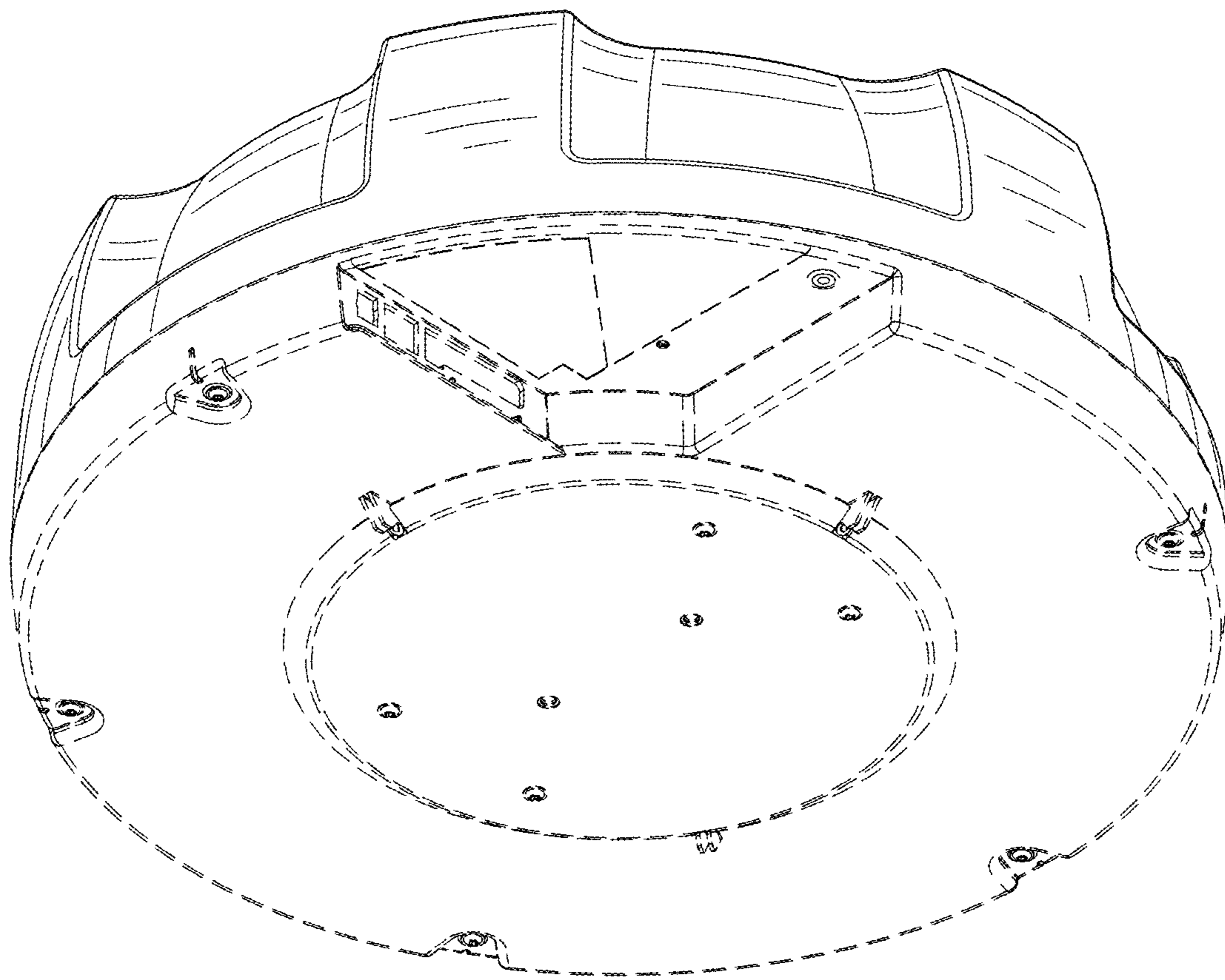


FIG. 2

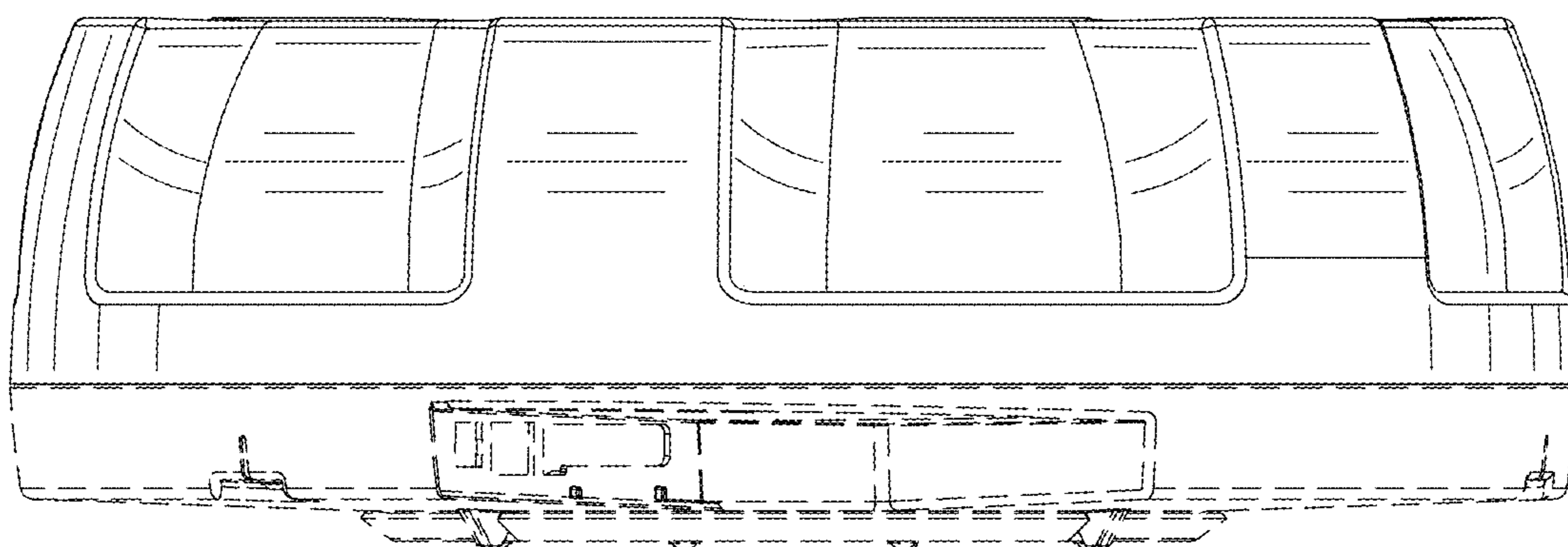


FIG. 3

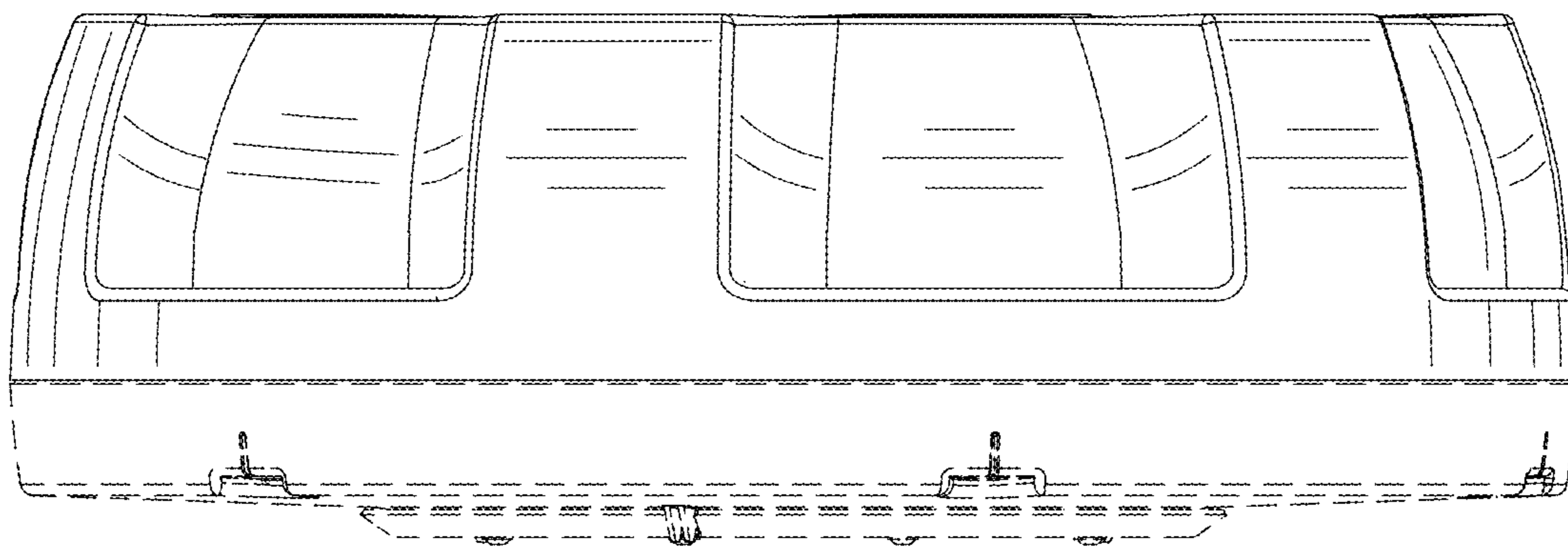


FIG. 4

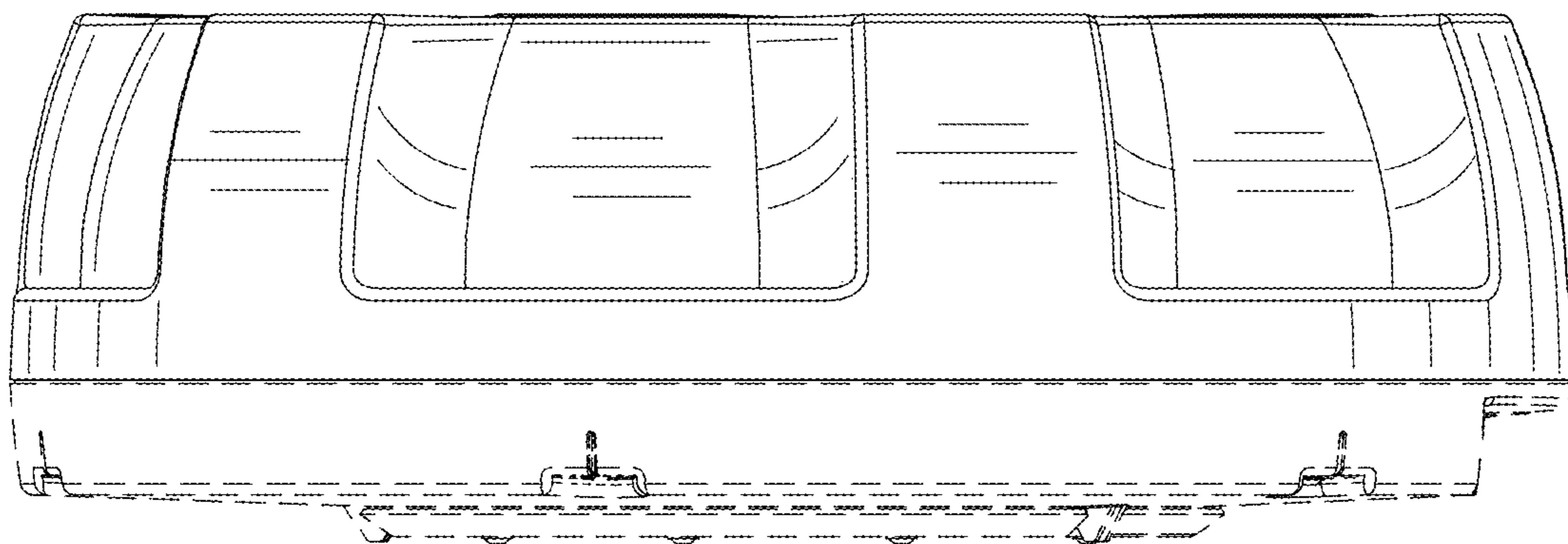


FIG. 5

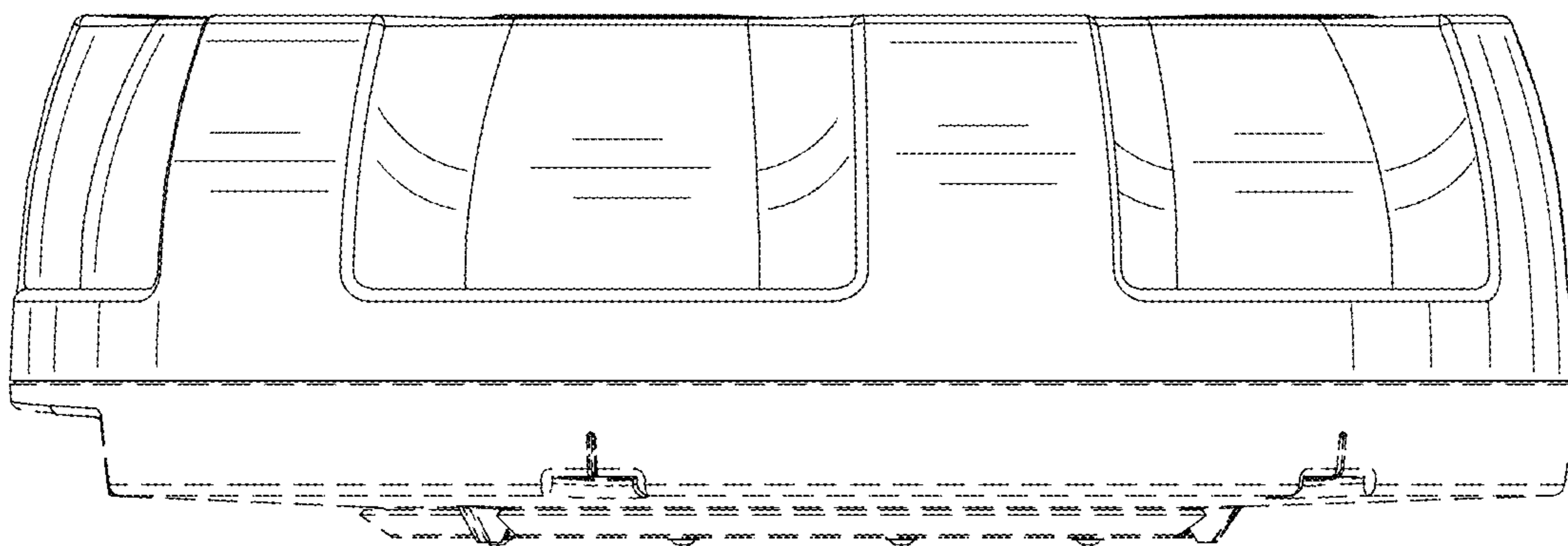


FIG. 6

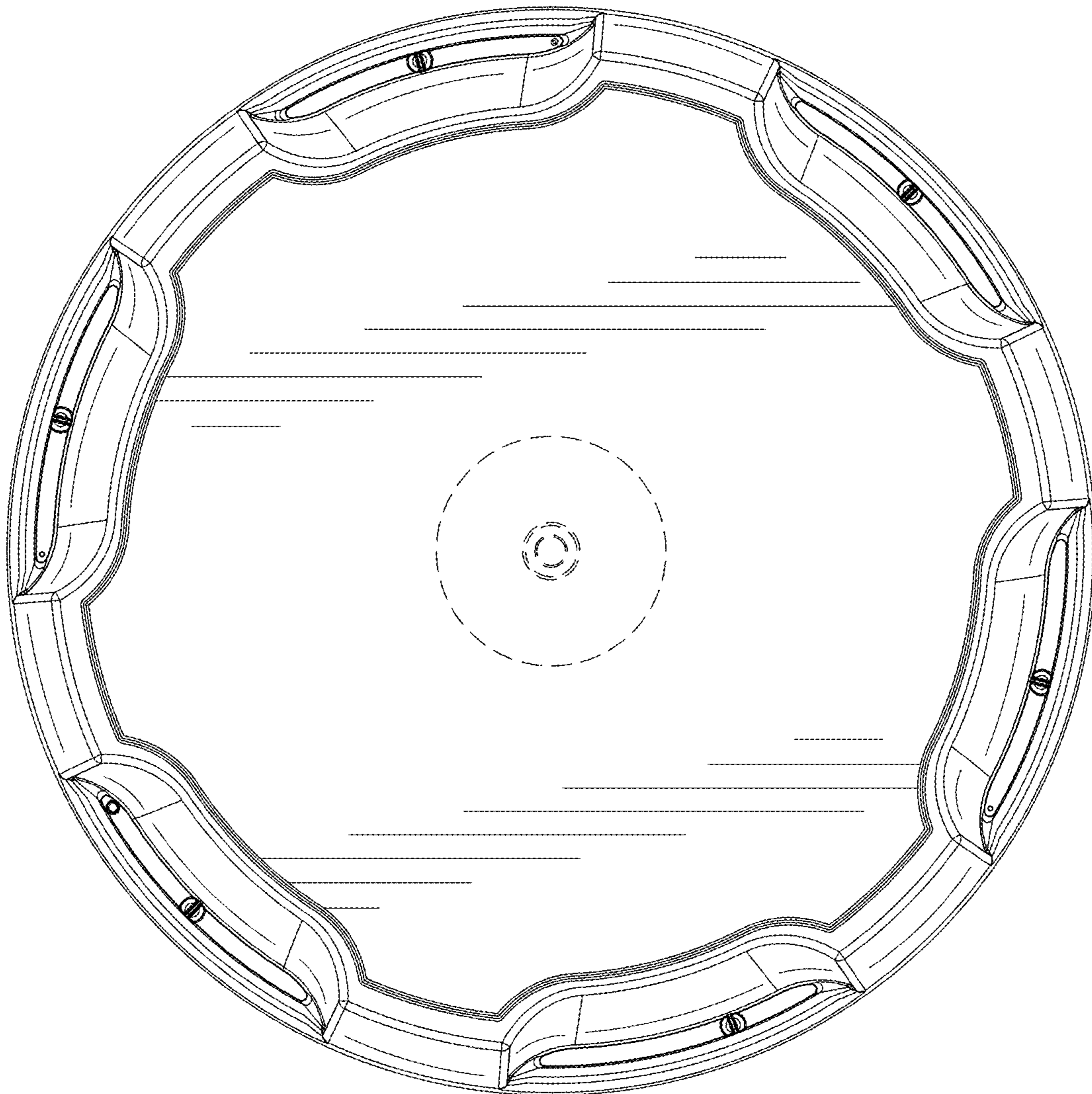


FIG. 7

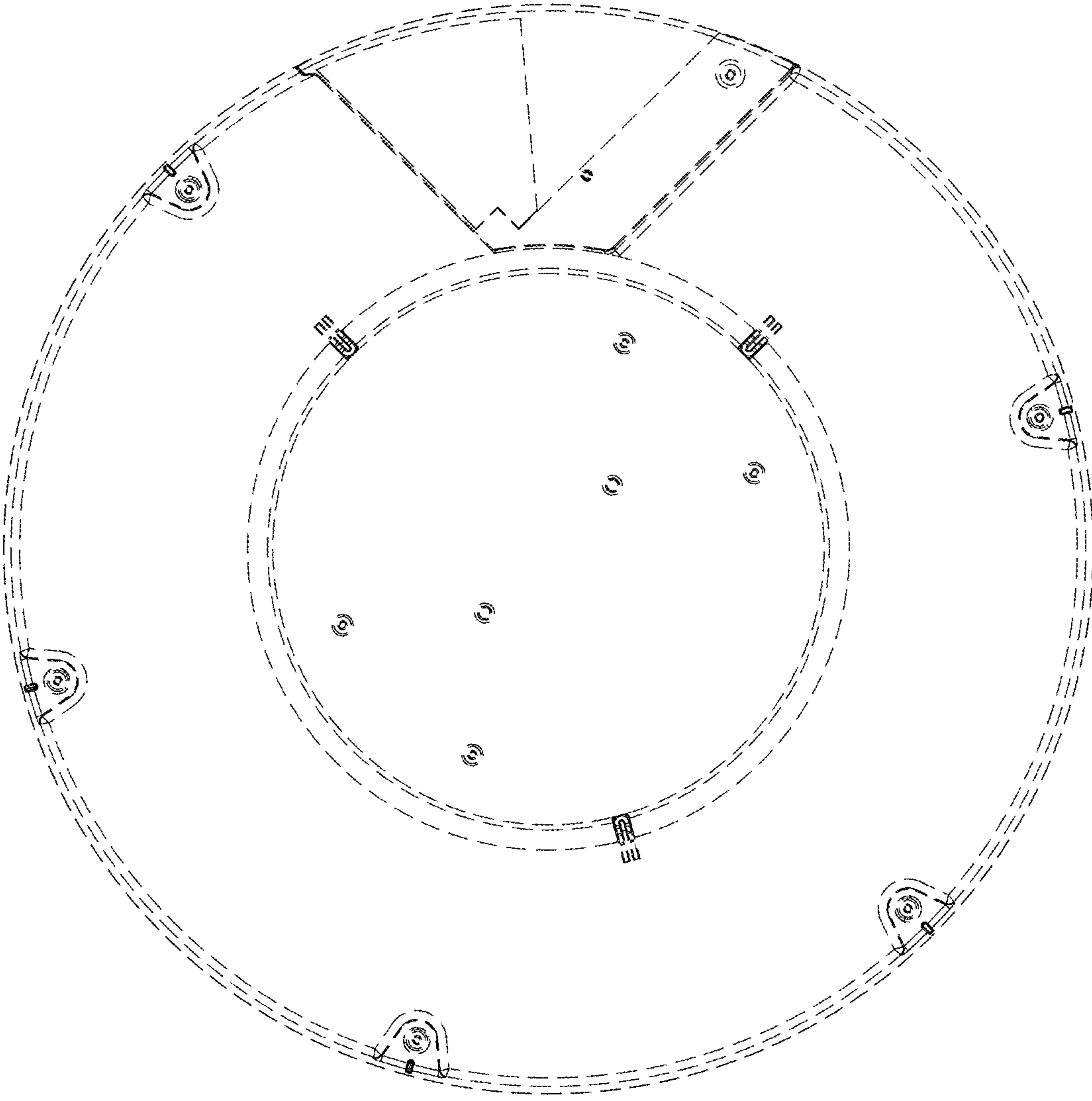


FIG. 8