



US00D945253S

(12) **United States Design Patent**
Stubben et al.

(10) **Patent No.:** **US D945,253 S**
(45) **Date of Patent:** **** *Mar. 8, 2022**

(54) **RING AND HOOK WIRE MANAGEMENT SYSTEM WITH ANGLED HANGER**

3,219,302 A * 11/1965 Smith A47G 1/20
248/218.3
3,263,026 A * 7/1966 Kihns H01Q 1/16
174/154
3,504,108 A * 3/1970 Kihns H01B 17/145
174/154

(71) Applicant: **BDG Innovations, LLC**, Sacramento, CA (US)

(Continued)

(72) Inventors: **David Stubben**, Fair Oaks, CA (US);
Brent Iseman, Pleasanton, CA (US);
Larry DeVore, Rocklin, CA (US);
Randall Ross, Tulare, CA (US)

Primary Examiner — Cynthia R Underwood
(74) *Attorney, Agent, or Firm* — Temmerman Law;
Mathew J. Temmerman

(73) Assignee: **BDG Innovations, LLC**, Sacramento, CA (US)

(57) **CLAIM**
The ornamental design for a ring and hook wire management system with angled hanger, as shown and described.

(*) Notice: This patent is subject to a terminal disclaimer.

DESCRIPTION

(**) Term: **15 Years**

(21) Appl. No.: **29/733,859**

FIG. 1 is a front view of a first embodiment of a ring and hook wire management system with angled hanger, showing our new design;
FIG. 2 is a back view thereof;
FIG. 3 is a top view thereof;
FIG. 4 is a bottom view thereof;
FIG. 5 is a left side view thereof;
FIG. 6 is a right side view thereof;
FIG. 7 is a perspective view thereof;
FIG. 8 is a front view of a second embodiment of the ring and hook wire management system with angled hanger;
FIG. 9 is a back view thereof;
FIG. 10 is a top view thereof;
FIG. 11 is a bottom view thereof;
FIG. 12 is a left side view thereof;
FIG. 13 is a right side view thereof;
FIG. 14 is a perspective view thereof;
FIG. 15 is a front view of a third embodiment of the ring and hook wire management system with angled hanger;
FIG. 16 is a back view thereof;
FIG. 17 is a top view thereof;
FIG. 18 is a bottom view thereof;
FIG. 19 is a left side view thereof;
FIG. 20 is a right side view thereof; and,
FIG. 21 is a perspective view thereof.

(22) Filed: **May 7, 2020**

(51) **LOC (13) Cl.** **09-06**

(52) **U.S. Cl.**
USPC **D8/356**

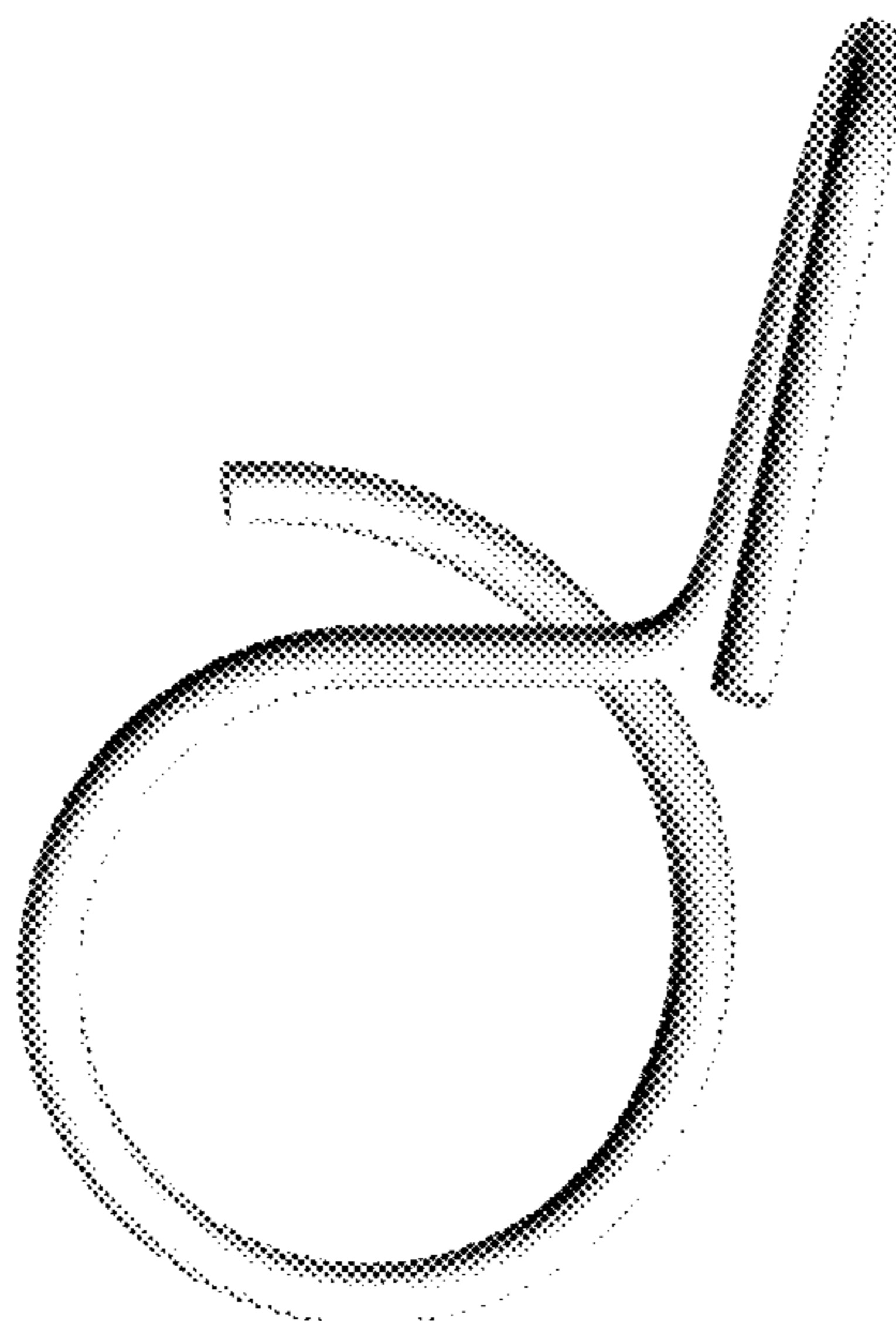
(58) **Field of Classification Search**
USPC D8/367, 354, 349, 356, 395; D12/162;
224/248, 268, 904; 248/62
CPC ... A47G 29/083; F16B 45/00; A63B 21/0557;
B60P 7/0823; F16L 3/14; F16L 3/1218
See application file for complete search history.

(56) **References Cited**

U.S. PATENT DOCUMENTS

D31,792 S * 11/1899 Lemaire D32/60
1,336,558 A * 4/1920 Bancroft H02G 7/10
248/61
3,120,044 A * 2/1964 Di Piano D06F 55/00
24/551

1 Claim, 13 Drawing Sheets



(56)

References Cited

U.S. PATENT DOCUMENTS

3,883,934 A * 5/1975 Rochfort F16B 2/248
248/65
4,232,847 A * 11/1980 Cooper E04G 21/10
248/218.4
D283,787 S * 5/1986 Chap D8/370
4,714,221 A * 12/1987 Cawrey A47F 5/0823
248/220.42
4,742,979 A * 5/1988 Syversten F16L 3/1218
248/303
5,054,728 A * 10/1991 Nigro, Jr. A47F 5/0823
248/220.41
5,176,302 A * 1/1993 Smith B44D 3/14
224/672
D373,072 S * 8/1996 Durante D8/367
5,577,699 A * 11/1996 Gardner A47F 5/0006
248/217.2
5,651,521 A * 7/1997 Aberg A47B 57/56
248/218.4
D404,127 S * 1/1999 Lammers D24/141
5,996,955 A * 12/1999 Chen F16B 12/32
248/249
D422,888 S * 4/2000 Outten D8/367
D458,116 S * 6/2002 Roethler D8/367
D489,963 S * 5/2004 Mazooji D8/370
D499,956 S * 12/2004 Wall D8/370
D504,934 S * 5/2005 Amburgey D22/149
D532,074 S * 11/2006 Travis, Sr. D22/149
7,175,147 B1 * 2/2007 Marks B65D 55/16
211/74
D552,980 S * 10/2007 Svedberg D8/395
D566,538 S * 4/2008 Wrase D8/395

D570,294 S * 6/2008 Newcomb D13/154
D585,265 S * 1/2009 Meyers D8/370
D585,266 S * 1/2009 Meyers D8/370
D599,646 S * 9/2009 Meyers D8/370
D600,102 S * 9/2009 Larkin D8/367
7,823,852 B1 * 11/2010 Reno A47G 7/044
248/302
D648,208 S * 11/2011 Platt D8/367
D661,574 S * 6/2012 Platt D8/367
D672,227 S * 12/2012 Hendricks D8/394
D673,031 S * 12/2012 Hendricks D8/394
D679,095 S * 4/2013 Williams D3/328
D687,291 S * 8/2013 Hendricks D8/394
D699,556 S * 2/2014 Hendricks D8/394
D801,157 S * 10/2017 Turbenson D8/367
D801,158 S * 10/2017 Turbenson D8/367
D801,159 S * 10/2017 Turbenson D8/367
9,800,028 B1 * 10/2017 Smith F16L 3/02
D865,497 S * 11/2019 Williamson D8/367
D874,906 S * 2/2020 Ruddick D8/356
D878,186 S * 3/2020 Toye D8/370
10,670,170 B2 * 6/2020 Shea F16L 3/133
D899,906 S * 10/2020 Neusch E01F 15/06
D8/356
D907,471 S * 1/2021 Clark D8/367
D911,826 S * 3/2021 Maynard D8/367
D919,417 S * 5/2021 Wedding D8/367
D919,418 S * 5/2021 Wedding D8/367
D922,182 S * 6/2021 Wedding D8/367
D932,288 S * 10/2021 Mefferd D8/367
2002/0000504 A1 * 1/2002 Bayne F21S 4/10
248/302
2016/0153587 A1 * 6/2016 Smith H02G 3/30
29/515

* cited by examiner

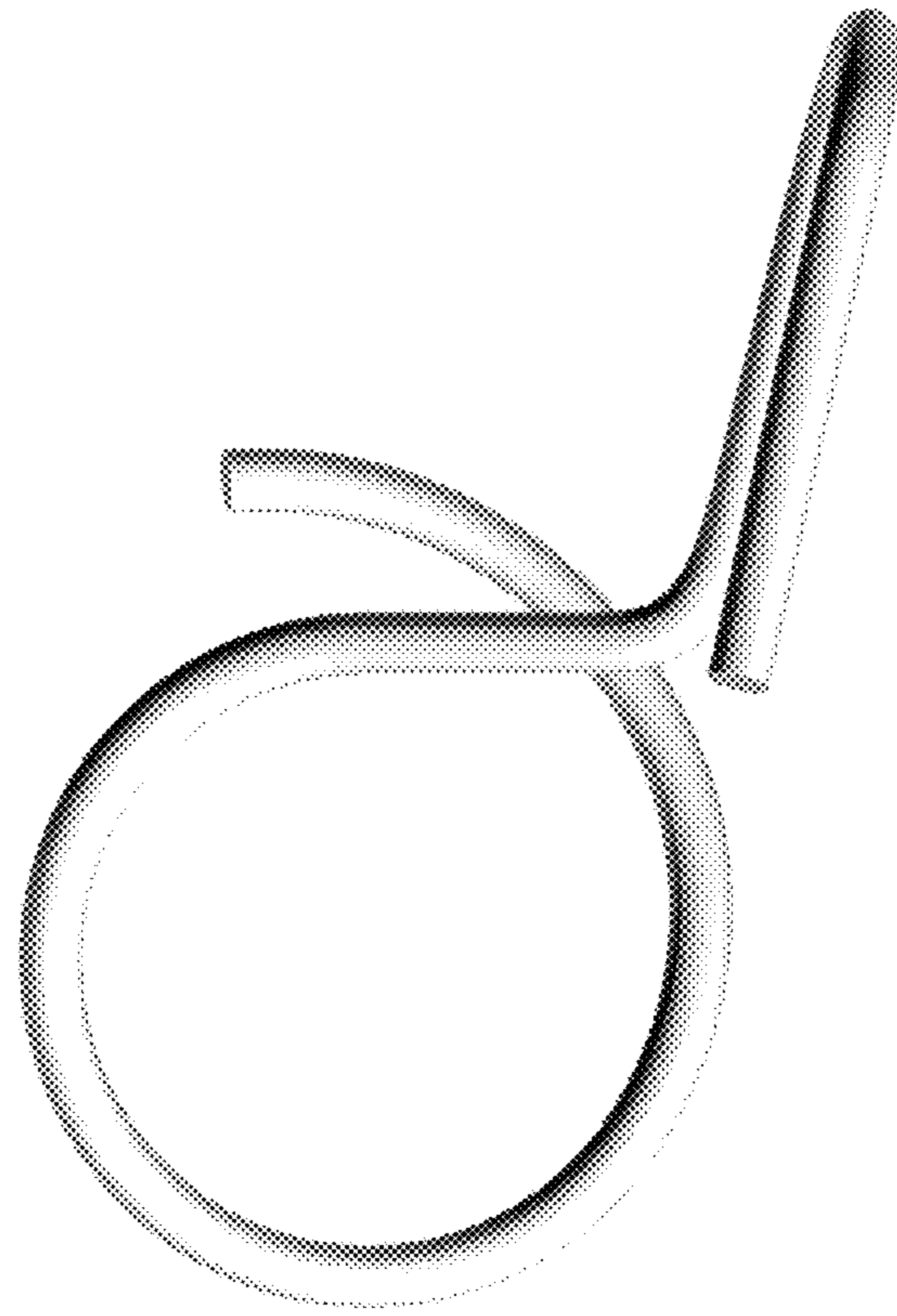


FIG. 1




FIG. 2




FIG. 3




FIG. 4




FIG. 5




FIG. 6




FIG. 7




FIG. 8

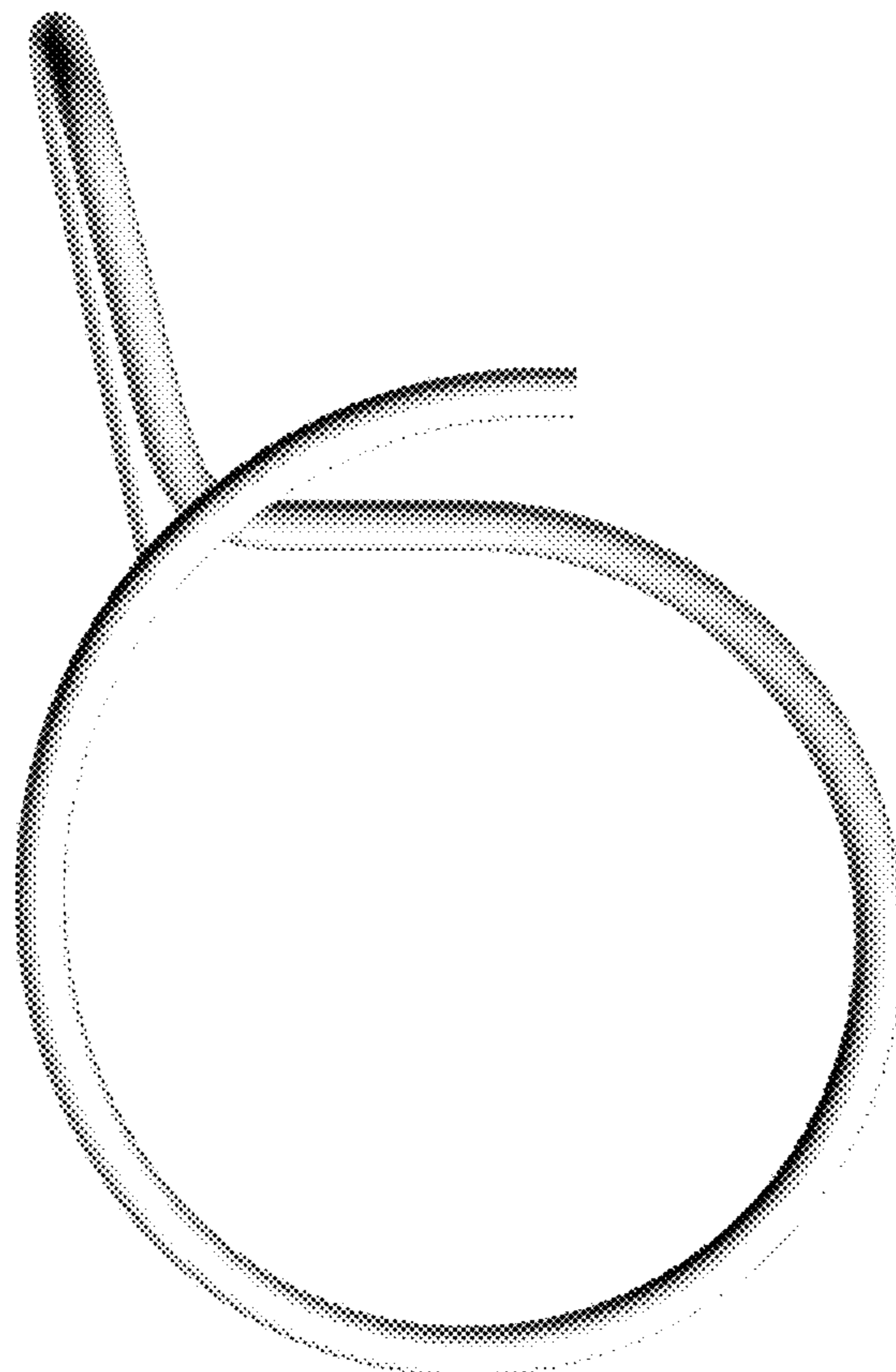


FIG. 9




FIG. 10




FIG. 11




FIG. 12




FIG. 13




FIG. 14

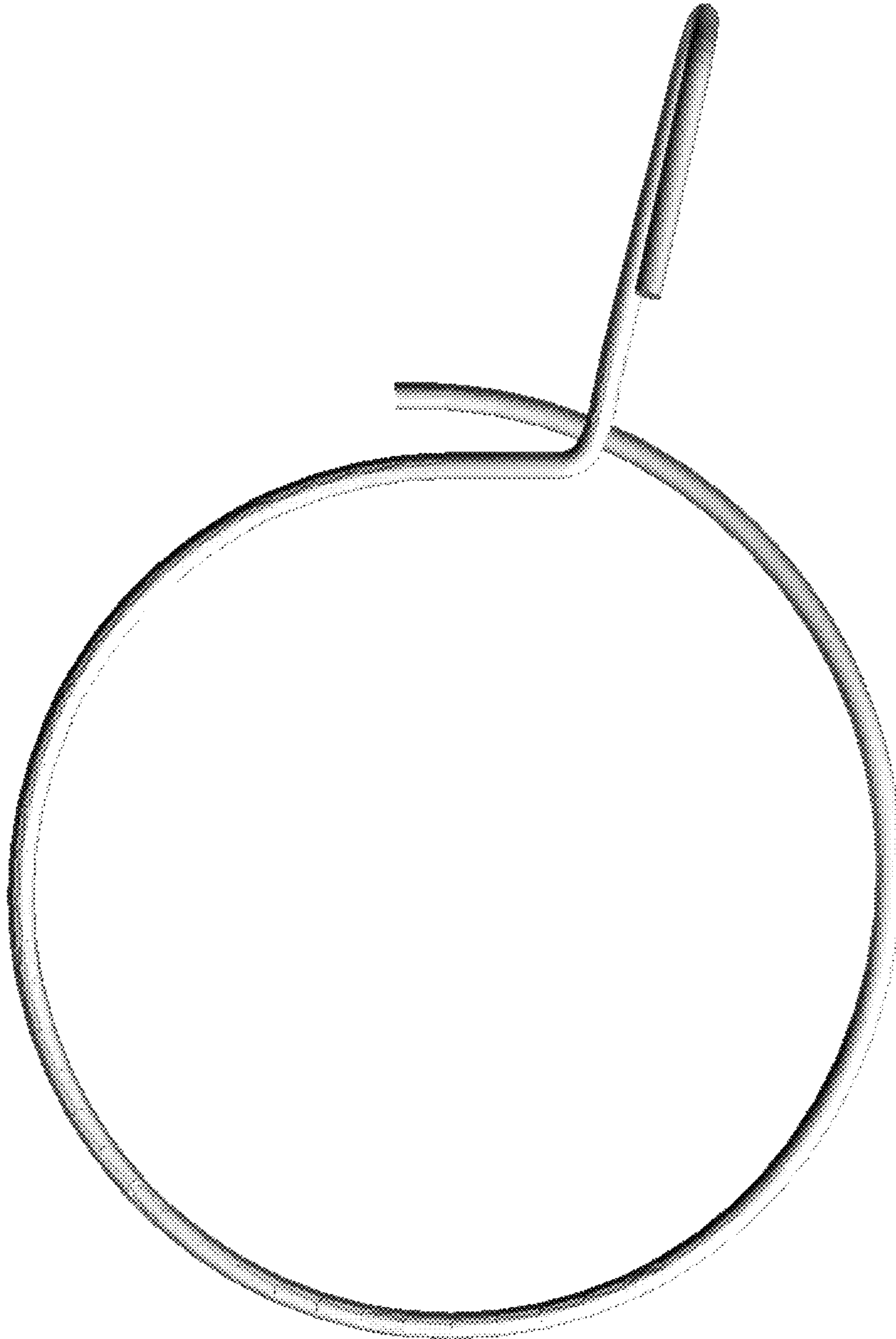


FIG. 15



FIG. 16




FIG. 17




FIG. 18

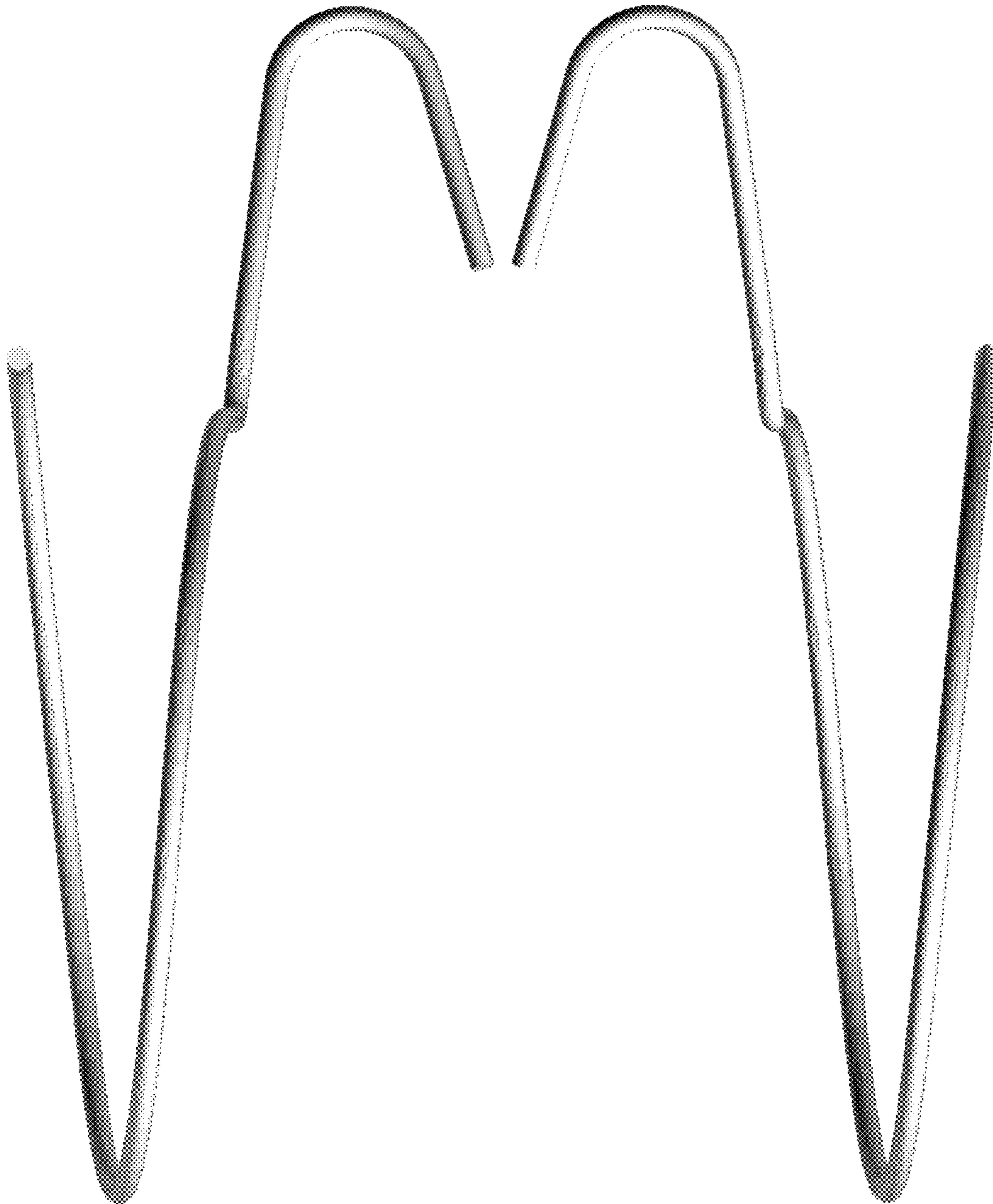


FIG. 19

FIG. 20




FIG. 21