



US00D945239S

(12) **United States Design Patent**  
**Dickman et al.**

(10) **Patent No.:** **US D945,239 S**  
(45) **Date of Patent:** **\*\* Mar. 8, 2022**

(54) **FOLDING KNIFE**

(71) Applicant: **BENCHMADE KNIFE CO., INC.**,  
Oregon City, OR (US)

(72) Inventors: **Ryan Dickman**, Sandy, OR (US);  
**Vance Collver**, Gladstone, OR (US);  
**Wes Duey**, Oregon City, OR (US);  
**Nate Radcliffe**, Lake Oswego, OR (US)

(73) Assignee: **Benchmade Knife Co., Inc.**, Oregon  
City, OR (US)

(\*\*) Term: **15 Years**

(21) Appl. No.: **29/747,652**

(22) Filed: **Aug. 24, 2020**

(51) **LOC (13) Cl.** ..... **08-03**

(52) **U.S. Cl.**  
USPC ..... **D8/99**

(58) **Field of Classification Search**  
USPC ..... D8/98, 99, 100, 105, 107  
CPC ..... B26B 5/001; B26B 5/003; B26B 11/00;  
B26B 1/08; B26B 1/02; B26B 1/10;  
B26B 1/04; B26B 1/042; B26B 1/044;  
B26B 1/048; B26B 3/08; B26B 29/06;  
B26B 5/00  
See application file for complete search history.

(56) **References Cited**

**U.S. PATENT DOCUMENTS**

5,819,414 A \* 10/1998 Marifone ..... B26B 1/046  
30/160  
D510,249 S \* 10/2005 Ray ..... D8/99  
D553,468 S \* 10/2007 Freeman ..... D8/99

D578,857 S \* 10/2008 Yang-Fu ..... D8/99  
D613,574 S \* 4/2010 Pohl ..... D8/99  
D639,053 S \* 6/2011 Molina ..... D3/274  
D639,632 S \* 6/2011 Freeman ..... D8/99  
D639,633 S \* 6/2011 Bishop ..... D8/312  
D772,676 S \* 11/2016 Qiuliang ..... D8/99  
D806,498 S \* 1/2018 Bloch ..... D8/99  
D811,191 S \* 2/2018 Berenji ..... D8/99  
D856,109 S \* 8/2019 Marfione ..... D8/99  
D856,775 S \* 8/2019 Marfione ..... D8/99  
D898,541 S \* 10/2020 Chumchal ..... D8/99  
2020/0230830 A1 \* 7/2020 Demko ..... B26B 1/042

\* cited by examiner

*Primary Examiner* — Philip S Hyder

(74) *Attorney, Agent, or Firm* — Schwabe Williamson &  
Wyatt, P.C.

(57) **CLAIM**

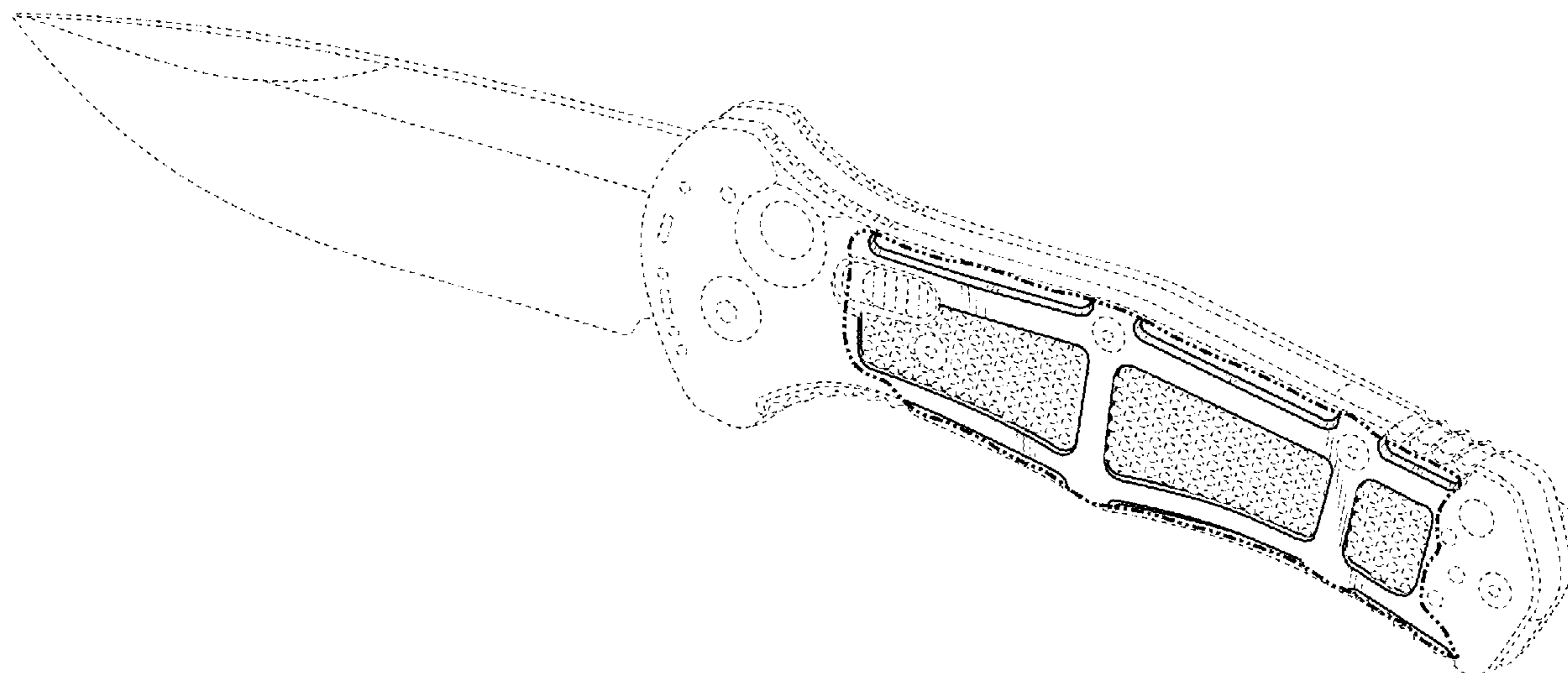
We claim the ornamental design for a folding knife, as  
shown and described.

**DESCRIPTION**

FIG. 1 is a perspective view of a folding knife, showing our  
new design;  
FIG. 2 is a right side view thereof;  
FIG. 3 is a left side view thereof;  
FIG. 4 is a top view thereof;  
FIG. 5 is a bottom view thereof;  
FIG. 6 is a front view thereof; and,  
FIG. 7 is a back view thereof.

The dot-dot-dash broken lines represent an unclaimed  
boundary of the claimed design. The remainder of the  
broken lines depict portions of the folding knife in which the  
design is embodied that form no part of the claimed design.

**1 Claim, 3 Drawing Sheets**



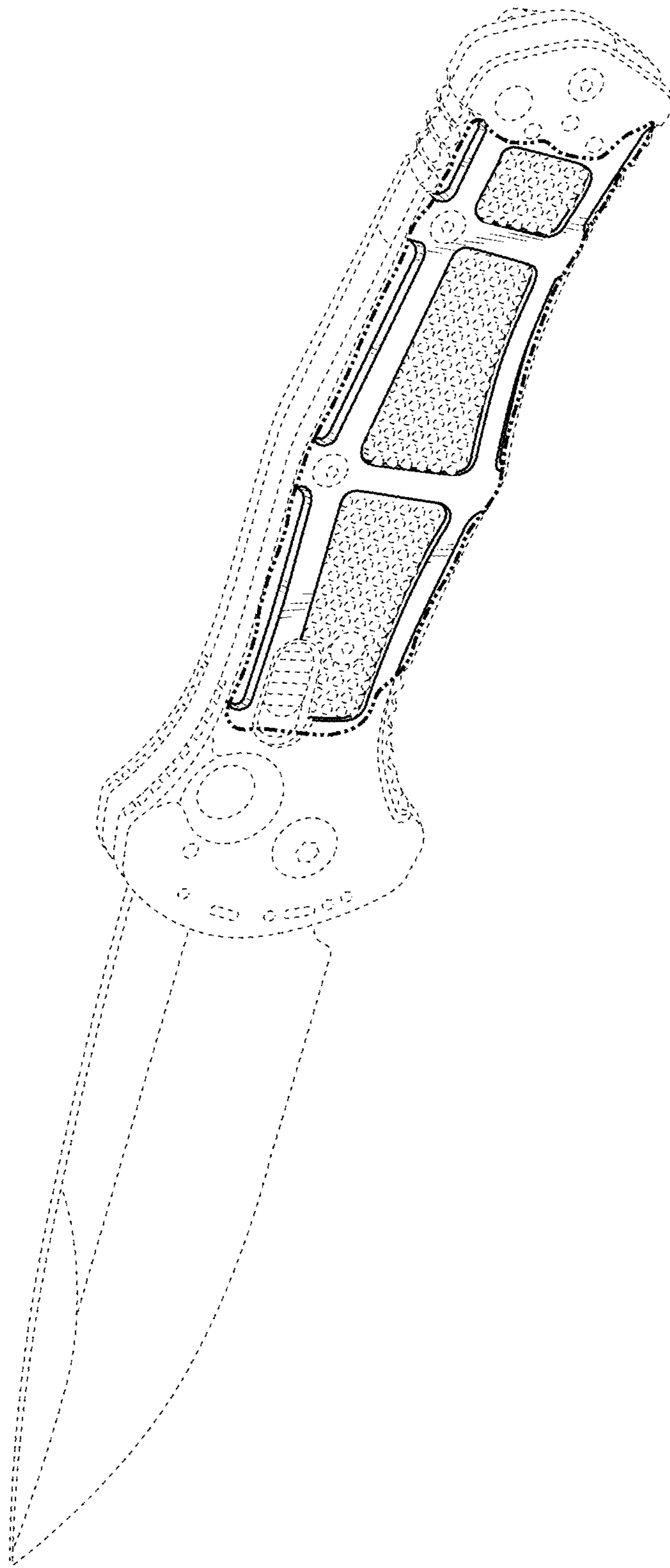
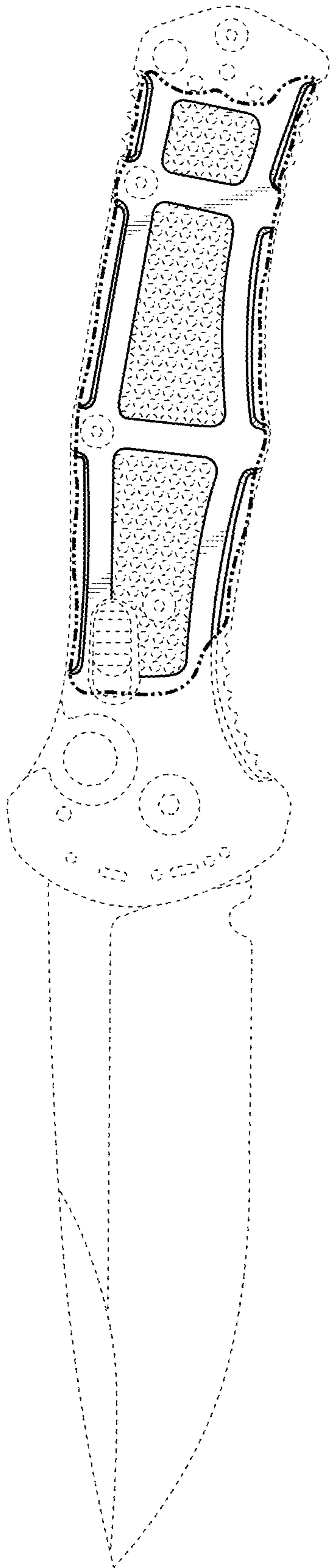
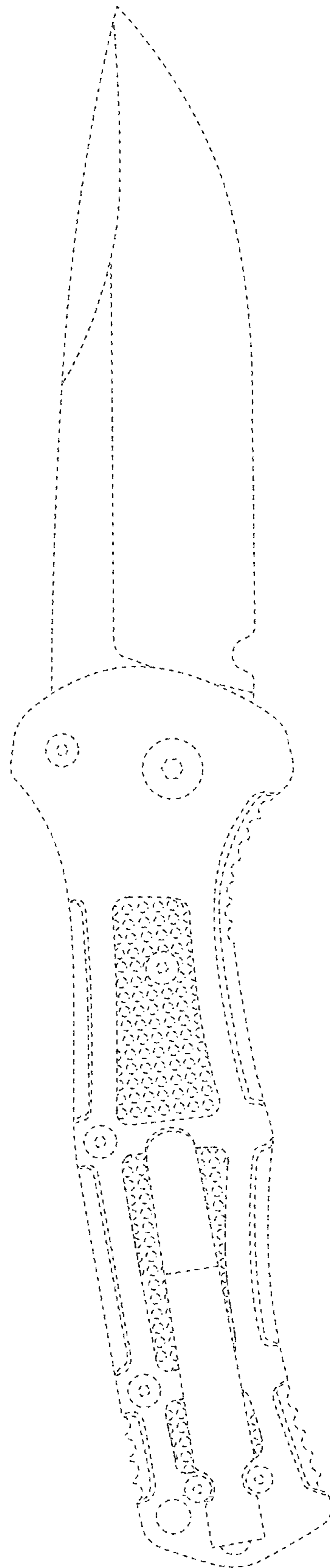



FIG. 1




**FIG. 2**



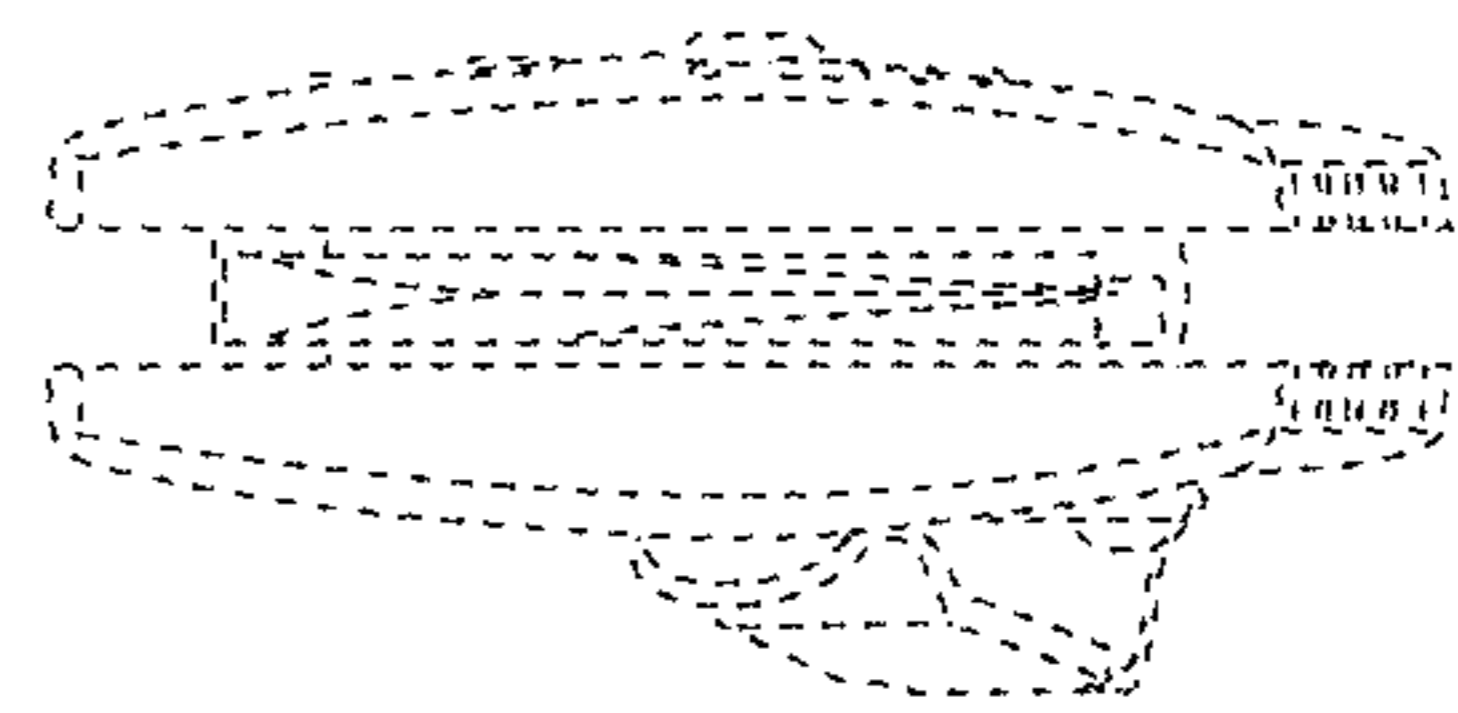
**FIG. 3**




**FIG. 4**



**FIG. 5**



**FIG. 6**



**FIG. 7**