

US00D945238S

(12) **United States Design Patent**  
**Dickman et al.**

(10) **Patent No.:** **US D945,238 S**  
(45) **Date of Patent:** **\*\* Mar. 8, 2022**

(54) **FOLDING KNIFE**  
(71) Applicant: **BENCHMADE KNIFE CO., INC.**,  
Oregon City, OR (US)  
(72) Inventors: **Ryan Dickman**, Sandy, OR (US);  
**Vance Collver**, Gladstone, OR (US);  
**Wes Duey**, Oregon City, OR (US);  
**Nate Radcliffe**, Lake Oswego, OR (US)  
(73) Assignee: **Benchmade Knife Co., Inc.**, Oregon  
City, OR (US)

D553,468 S *	10/2007	Freeman	.....	D8/99
D578,857 S *	10/2008	Yang-Fu	.....	D8/99
D613,574 S *	4/2010	Pohl	.....	D8/99
D639,053 S *	6/2011	Molina	.....	D3/274
D639,632 S *	6/2011	Freeman	.....	D8/99
D639,633 S *	6/2011	Bishop	.....	D8/312
D772,676 S *	11/2016	Qiuliang	.....	D8/99
D806,498 S *	1/2018	Bloch	.....	D8/99
D811,191 S *	2/2018	Berenji	.....	D8/99
D856,109 S *	8/2019	Marfione	.....	D8/99
D856,775 S *	8/2019	Marfione	.....	D8/99
D898,541 S *	10/2020	Chumchal	.....	D8/99
2020/0230830 A1 *	7/2020	Demko	.....	B26B 1/042

\* cited by examiner

(\*\*) Term: **15 Years**

*Primary Examiner* — Philip S Hyder

(21) Appl. No.: **29/747,642**

(74) *Attorney, Agent, or Firm* — Schwabe Williamson & Wyatt, P.C.

(22) Filed: **Aug. 24, 2020**

(51) **LOC (13) Cl.** ..... **08-03**

(52) **U.S. Cl.**  
USPC ..... **D8/99**

(58) **Field of Classification Search**  
USPC ..... D8/98, 99, 100, 105, 107  
CPC ..... B26B 5/001; B26B 5/003; B26B 11/00;  
B26B 1/08; B26B 1/02; B26B 1/10;  
B26B 1/04; B26B 1/042; B26B 1/044;  
B26B 1/048; B26B 3/08; B26B 29/06;  
B26B 5/00

See application file for complete search history.

(56) **References Cited**

U.S. PATENT DOCUMENTS

5,819,414 A \* 10/1998 Marifone ..... B26B 1/046  
30/160  
D510,249 S \* 10/2005 Ray ..... D8/99

(57) **CLAIM**

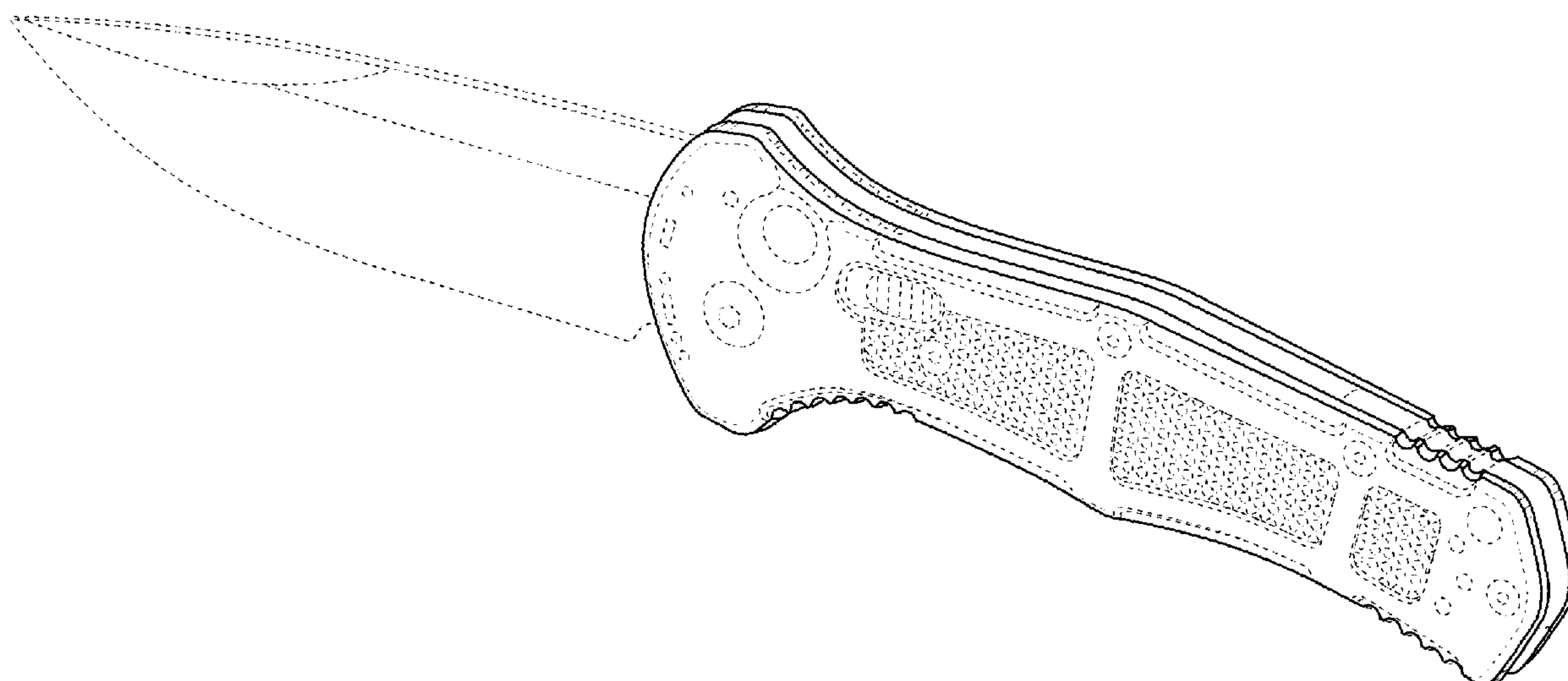
We claim the ornamental design for a folding knife, as shown and described.

**DESCRIPTION**

FIG. 1 is a perspective view of a folding knife, showing our new design;  
FIG. 2 is a right side view thereof;  
FIG. 3 is a left side view thereof;  
FIG. 4 is a top view thereof;  
FIG. 5 is a bottom view thereof;  
FIG. 6 is a front view thereof; and,  
FIG. 7 is a back view thereof.

The broken lines depict portions of the folding knife in which the design is embodied that form no part of the claimed design.

**1 Claim, 3 Drawing Sheets**



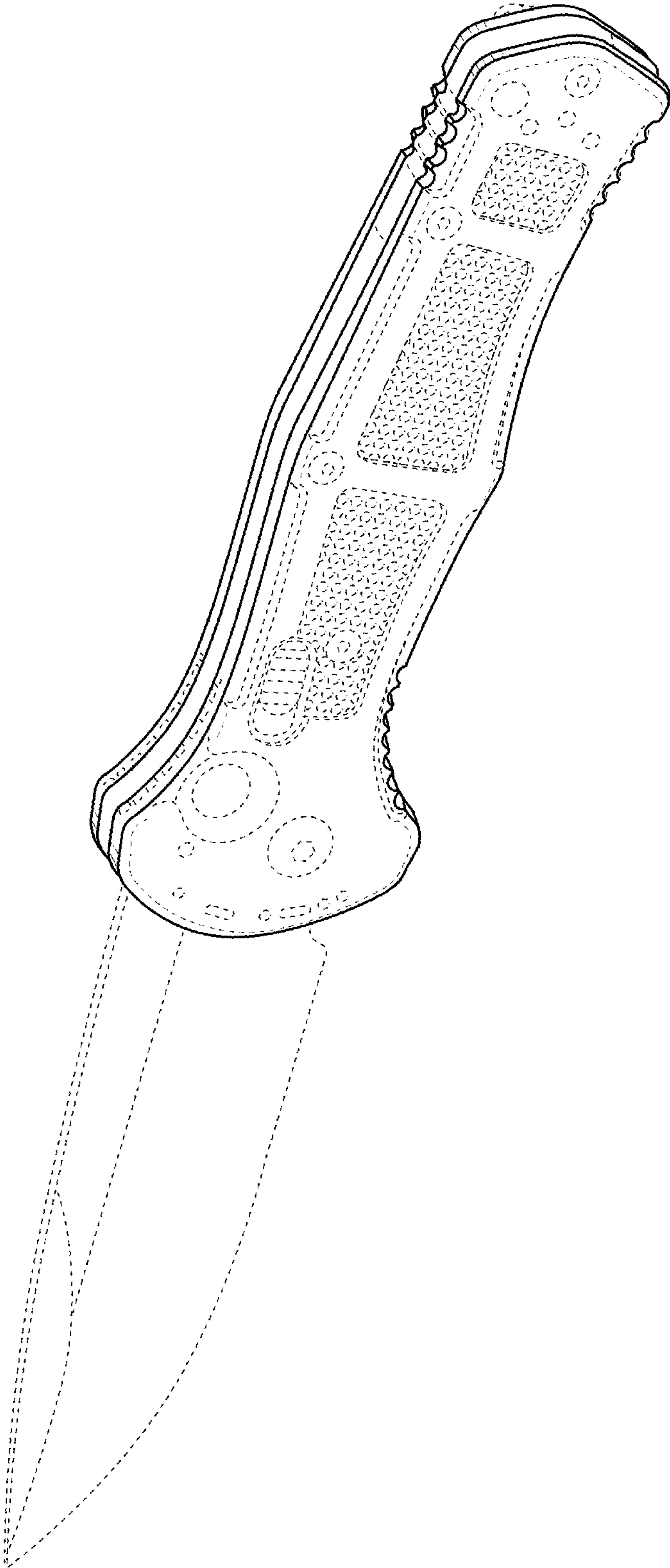
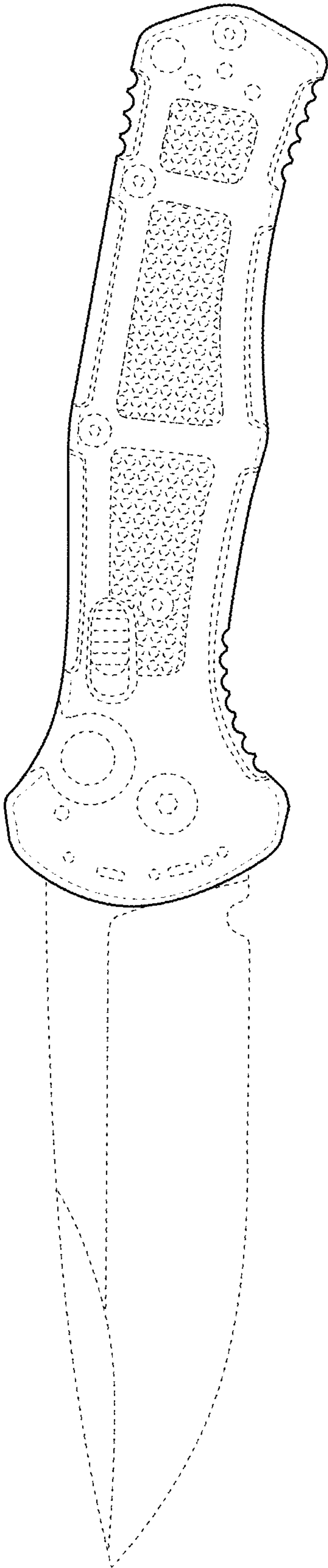
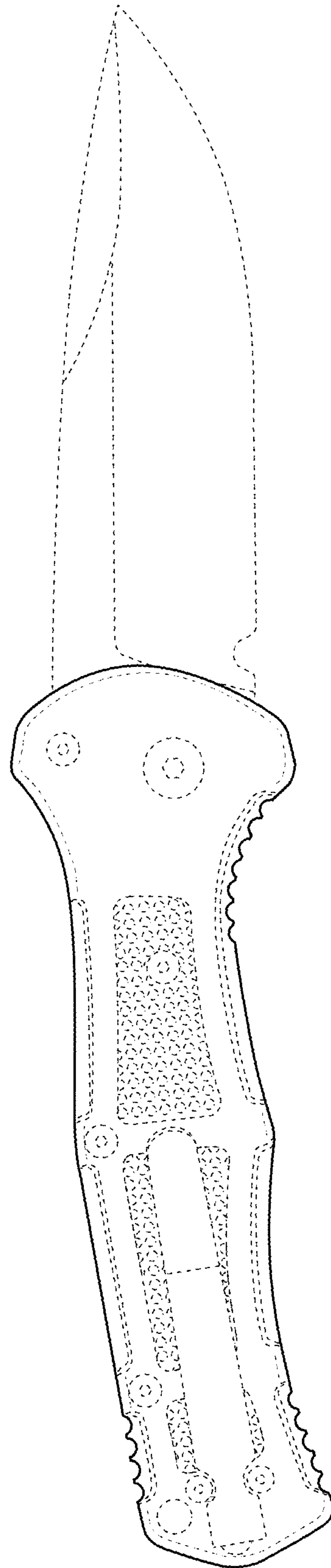


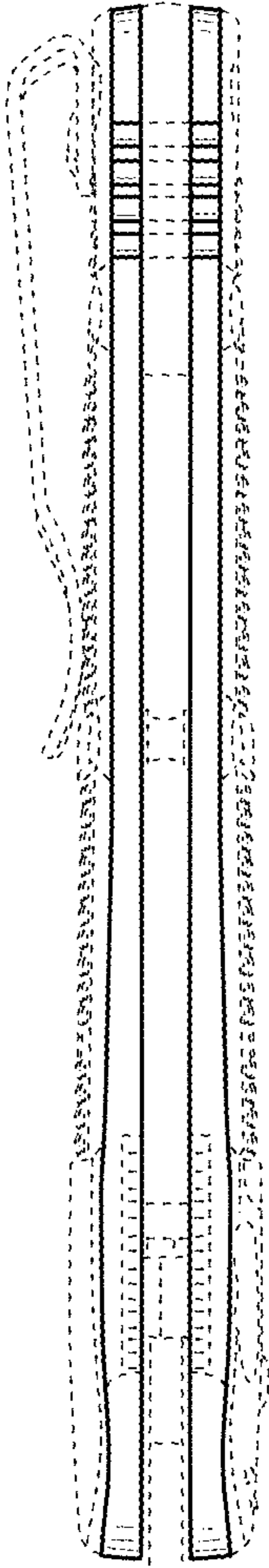
FIG. 1



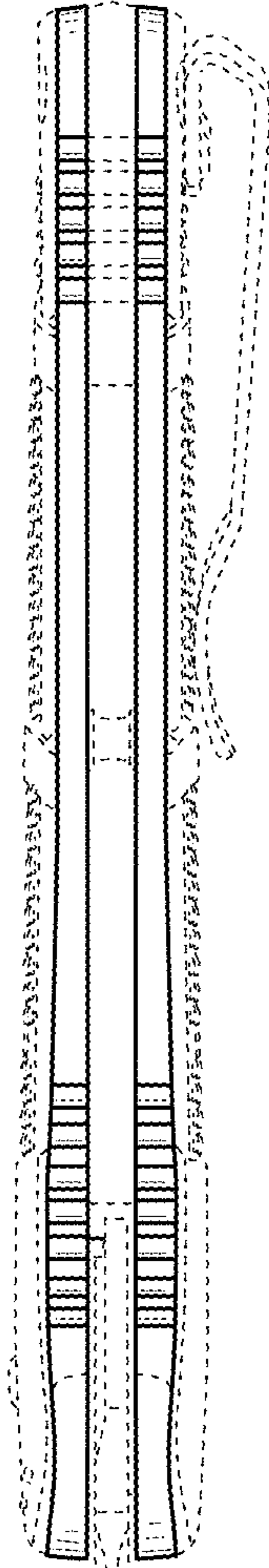
**FIG. 2**



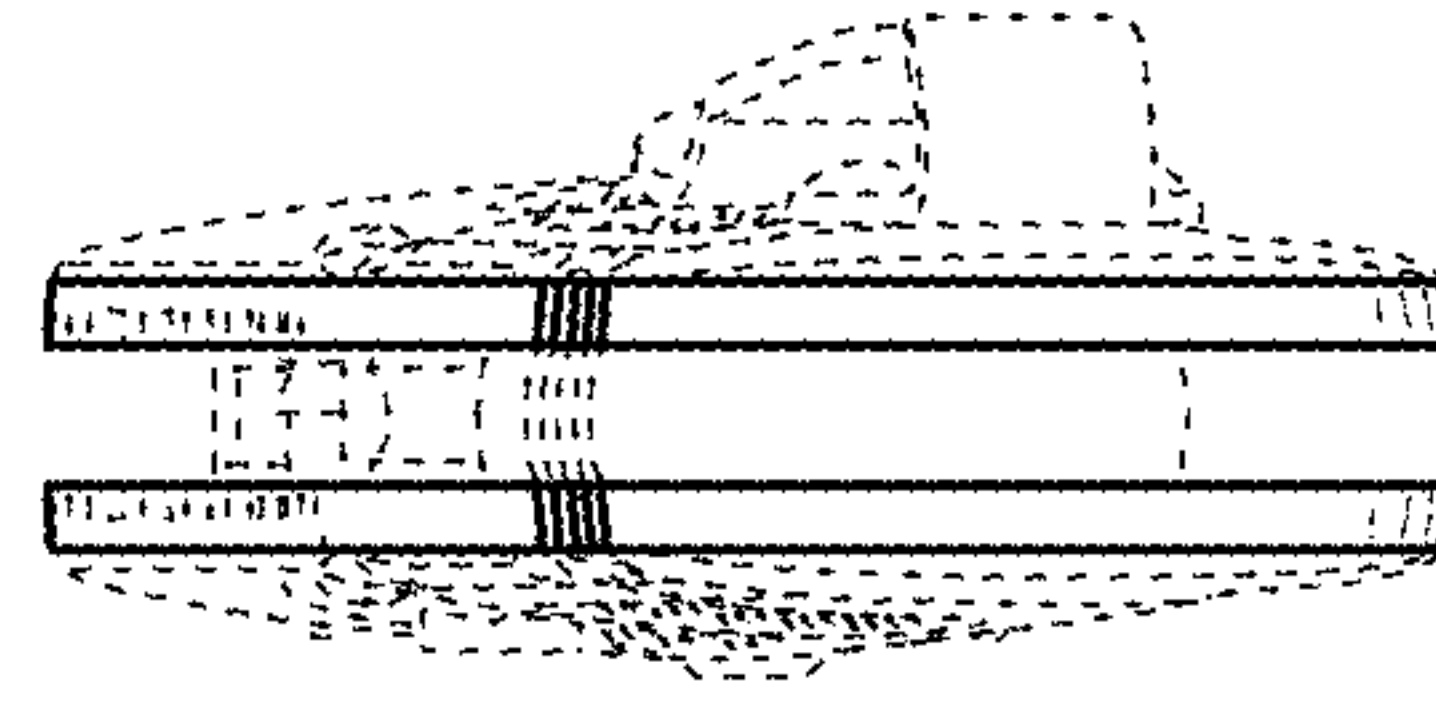
**FIG. 3**



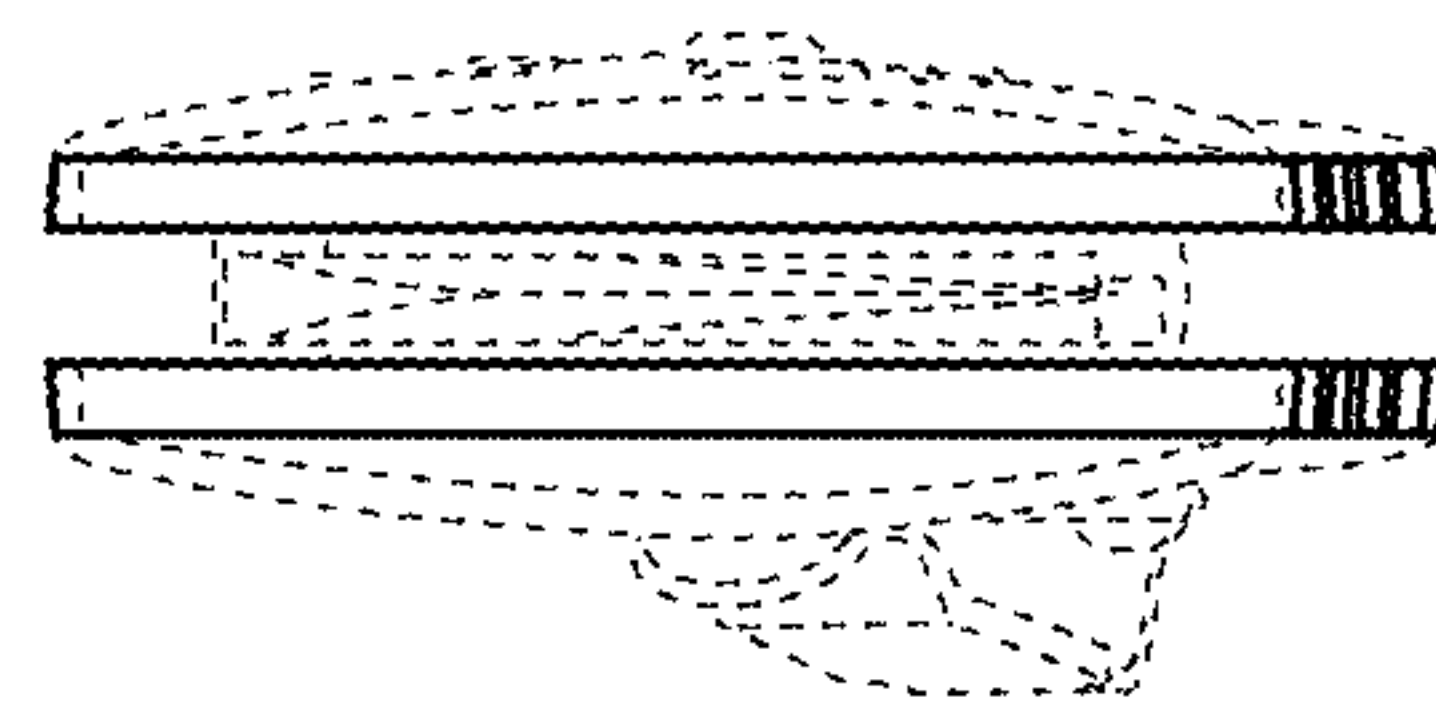
**FIG. 4**



**FIG. 5**



**FIG. 7**



**FIG. 6**