

US00D945230S

(12) **United States Design Patent**
Hartel

(10) **Patent No.:** **US D945,230 S**
(45) **Date of Patent:** **** Mar. 8, 2022**

- (54) **TOOL HANDLE**
- (71) Applicant: **TBi Industries GmbH,**
Fernwald-Steinbach (DE)
- (72) Inventor: **Marc A. Hartel,** Reiskirchen (DE)
- (73) Assignee: **TBI INDUSTRIES GMBH,**
Fernwald-Steinbach (DE)

D555,446 S	11/2007	Ibarrondo	
D638,270 S	5/2011	Flattinger	
D647,382 S *	10/2011	Flattinger	D8/107
D735,002 S	7/2015	Bondy	
D771,727 S	11/2016	Imi	
D820,057 S	6/2018	Tsai	
D888,529 S *	6/2020	Hartel	D8/107
2004/0020909 A1	2/2004	Bauer	
2007/0164006 A1	7/2007	Burgstaller	
2011/0062131 A1	3/2011	Binzel	

- (**) Term: **15 Years**
- (21) Appl. No.: **29/737,541**
- (22) Filed: **Jun. 10, 2020**

Related U.S. Application Data

- (62) Division of application No. 29/617,461, filed on Sep. 14, 2017, now Pat. No. Des. 888,529.
- (51) **LOC (13) Cl.** **08-05**
- (52) **U.S. Cl.**
USPC **D8/30**
- (58) **Field of Classification Search**
USPC D8/30, 107; D15/144
CPC ... B23K 9/10; B23K 9/24; B23K 9/28; B23K
9/29; B23K 9/32
See application file for complete search history.

References Cited

U.S. PATENT DOCUMENTS

6,979,799 B2	12/2005	Centner
D532,432 S	11/2006	Owens
D535,166 S	1/2007	Kensrue
D537,092 S	2/2007	Owens

FOREIGN PATENT DOCUMENTS

WO	DM/074944	4/2011
----	-----------	--------

* cited by examiner

Primary Examiner — Philip S Hyder
(74) *Attorney, Agent, or Firm* — Edell, Shapiro & Finnan, LLC

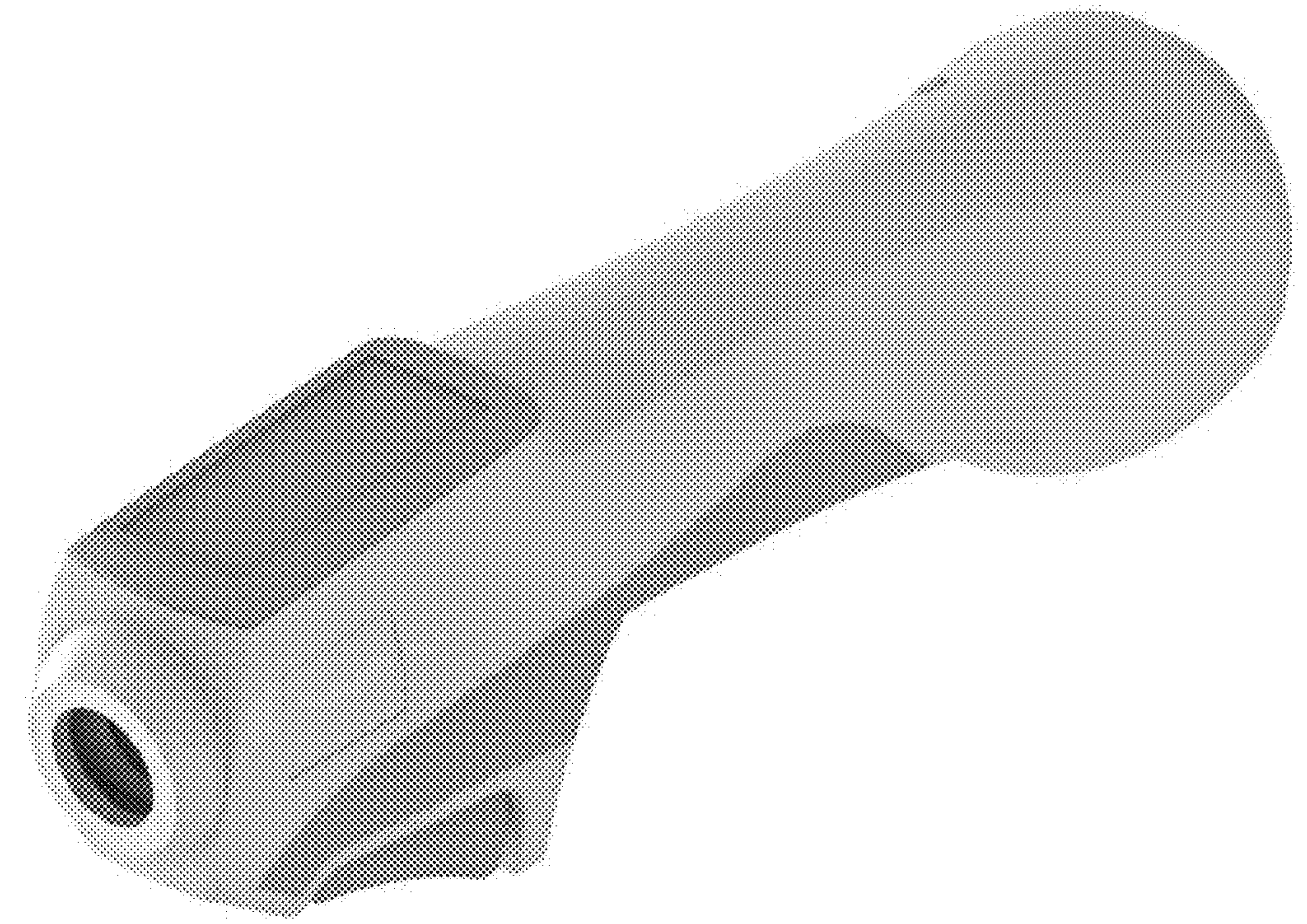
(57) **CLAIM**

The ornamental design for a tool handle, as shown and described.

DESCRIPTION

FIG. 1 is a perspective view of a tool handle according to the present disclosure;
FIG. 2 is another perspective view of the tool handle of FIG. 1;
FIG. 3 is a front view of the tool handle of FIG. 1;
FIG. 4 is a rear view of the tool handle of FIG. 1;
FIG. 5 is a left side view of the tool handle of FIG. 1;
FIG. 6 is a right side view of the tool handle of FIG. 1;
FIG. 7 is a top view of the tool handle of FIG. 1; and,
FIG. 8 is a bottom view of the tool handle of FIG. 1.

1 Claim, 5 Drawing Sheets



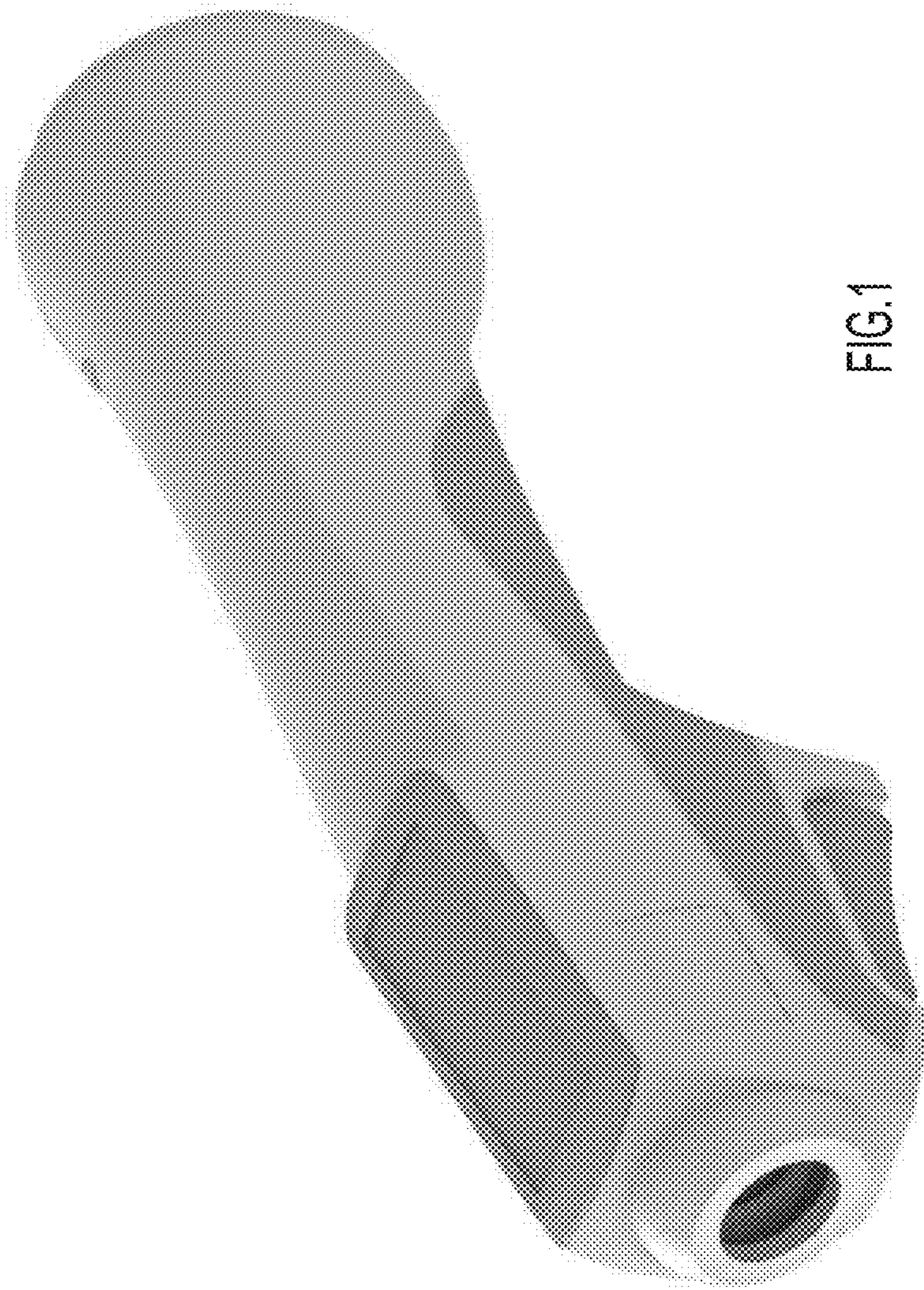


FIG. 1




FIG.2




FIG.4

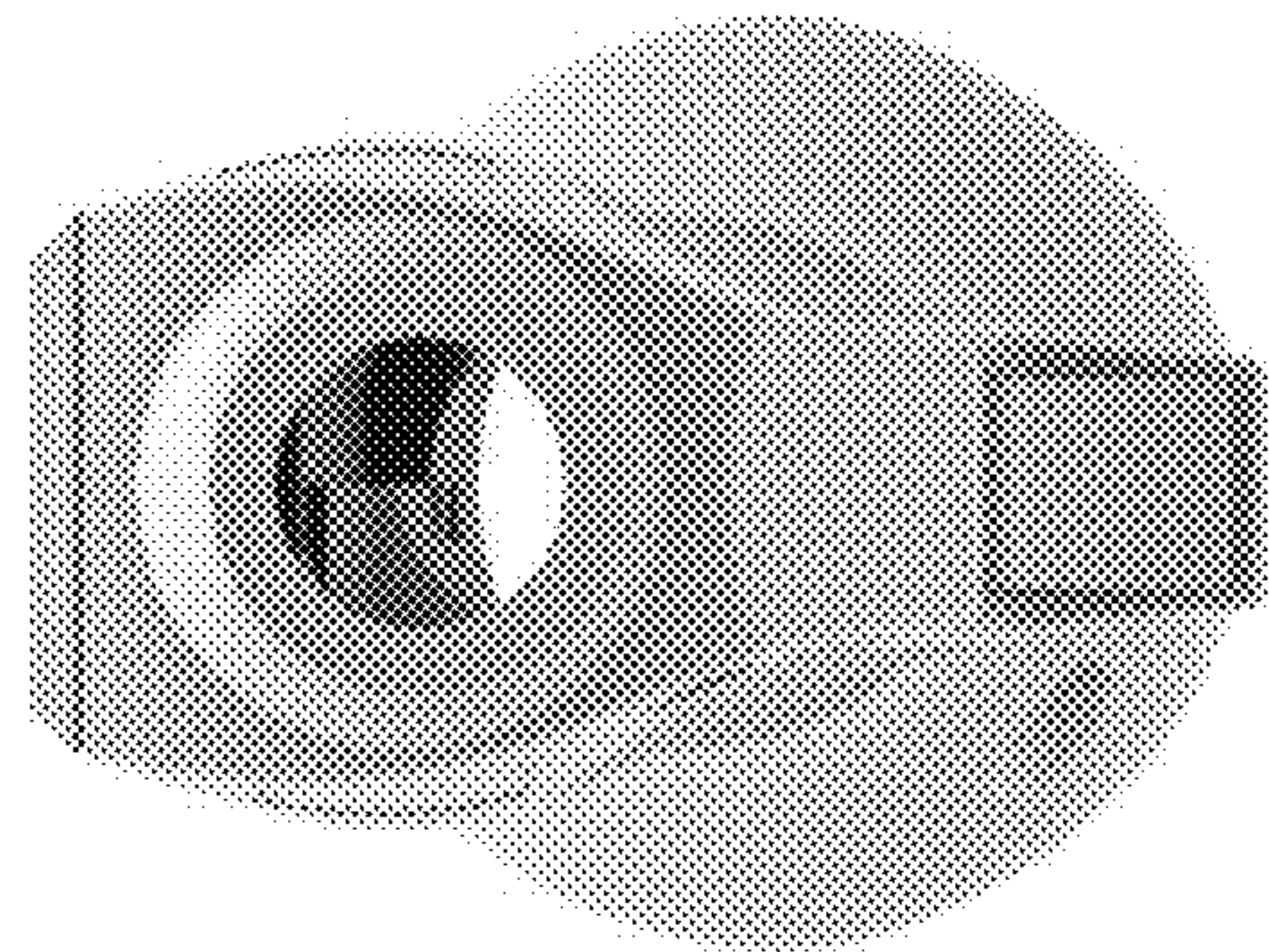


FIG.3

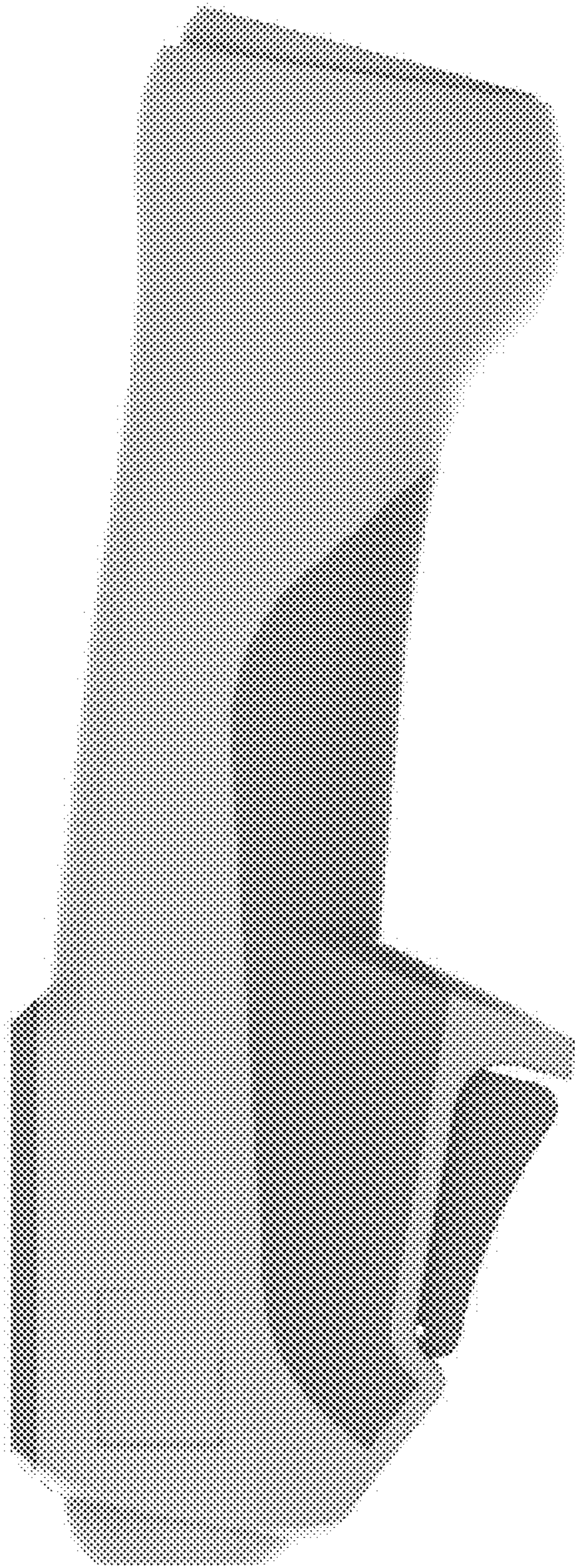


FIG. 5

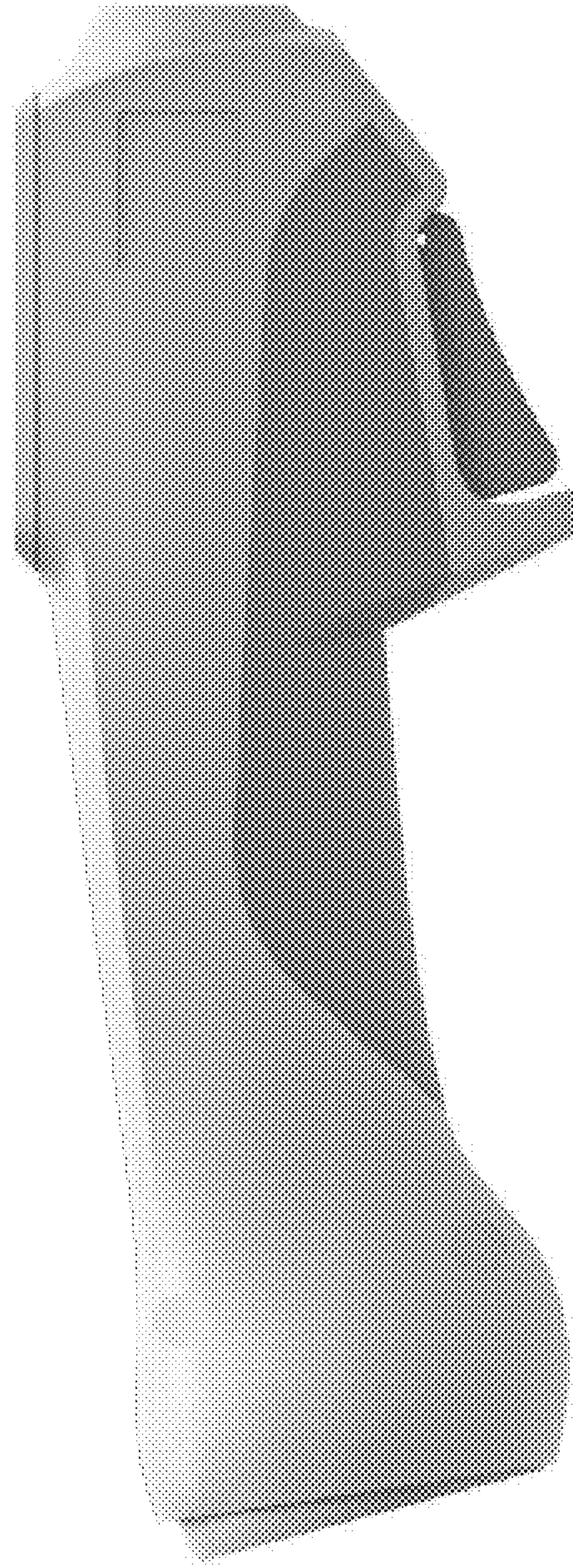


FIG. 6




FIG. 7




FIG. 8