



US00D945225S

(12) **United States Design Patent** (10) **Patent No.:** **US D945,225 S**
van der Straaten (45) **Date of Patent:** **** Mar. 8, 2022**

(54) **PIPING BAG**

(71) Applicant: **One Way Plastics B.V.**, Oosterhout (NL)

(72) Inventor: **Jan C. van der Straaten**, Bavel (NL)

(73) Assignee: **One Way Plastics B.V.**, Oosterhout (NL)

(**) Term: **15 Years**

(21) Appl. No.: **29/782,246**

(22) Filed: **May 5, 2021**

Related U.S. Application Data

(62) Division of application No. 29/761,644, filed on Dec. 10, 2020, now Pat. No. Des. 921,449, which is a (Continued)

(51) **LOC (13) Cl.** **07-04**

(52) **U.S. Cl.**
USPC **D7/669**

(58) **Field of Classification Search**
USPC D7/300.2, 635, 667, 669, 665, 670, 700 (Continued)

(56) **References Cited**

U.S. PATENT DOCUMENTS

2,092,444 A * 9/1937 Dennery A23G 3/28
425/190
2,878,486 A * 3/1959 Bartlett A61F 5/4556
4/144.4

(Continued)

OTHER PUBLICATIONS

Amazon website, Piping bags, Date first available on Amazon Jun. 5, 2018, [site visited Aug. 10, 2021], Available on the Internet URL <https://www.amazon.com/16-Inch-Frosting-Decorating-Disposable-Cupcake/dp/B07DFMNV7Z> (Year: 2018).*

Primary Examiner — S. Bryan Reinholdt, Jr.

(74) *Attorney, Agent, or Firm* — Hovey Williams LLP

(57) **CLAIM**

The ornamental design for a piping bag, as shown and described.

DESCRIPTION

FIG. 1 is a perspective view of a piping bag embodying a first embodiment of my design, showing the piping bag expanded and in a closed use configuration with environment;

FIG. 2 is a rear perspective view of the piping bag of FIG. 1, shown partly open;

FIG. 3 is a front elevation view thereof shown flat, the rear elevation being a mirror image thereto;

FIG. 4 is a right side elevation thereof, the left side elevation being a mirror image thereto;

FIG. 5 is a top view thereof;

FIG. 6 is a perspective view of a piping bag embodying a second embodiment of my design, showing the piping bag expanded and in a closed use configuration with environment;

FIG. 7 is a rear perspective view of the piping bag of FIG. 6, shown partly open;

FIG. 8 is a front elevation view thereof shown flat, the rear elevation being a mirror image thereto;

FIG. 9 is a right side elevation thereof, the left side elevation being a mirror image thereto;

FIG. 10 is a top view thereof;

FIG. 11 is a perspective view of a piping bag embodying a third embodiment of my design, showing the piping bag expanded and in a closed use configuration with environment;

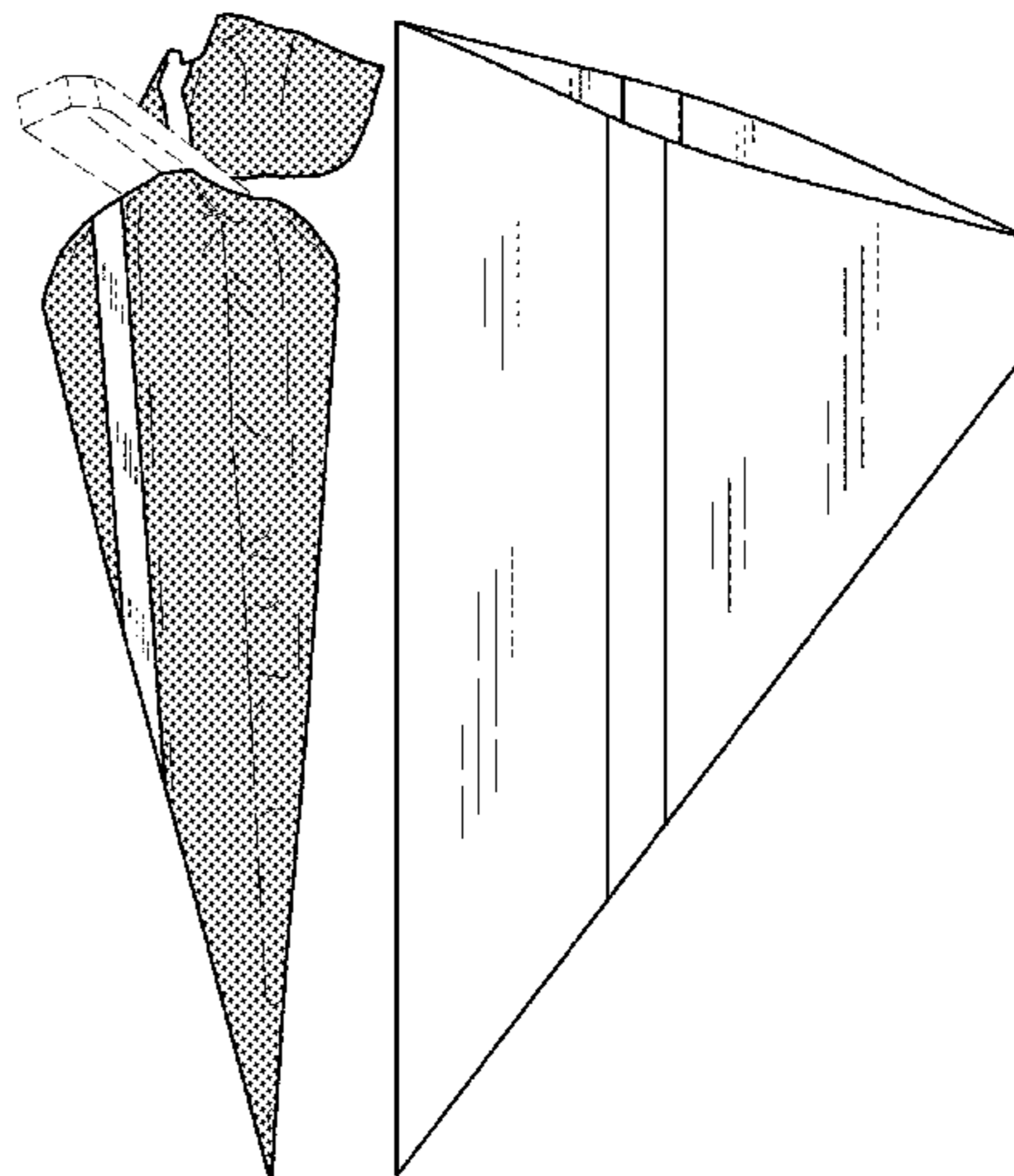
FIG. 12 is a rear perspective view of the piping bag of FIG. 11, shown partly open;

FIG. 13 is a front elevation view thereof shown flat, the rear elevation being a mirror image thereto;

FIG. 14 is a right side elevation thereof, the left side elevation being a mirror image thereto; and,

FIG. 15 is a top view thereof.

(Continued)



The broken lines shown in FIGS. 1, 6, and 11 depict environmental subject matter that forms no part of the claimed design.

1 Claim, 6 Drawing Sheets

Related U.S. Application Data

division of application No. 29/686,293, filed on Apr. 3, 2019, now Pat. No. Des. 907,446.

(58) Field of Classification Search

CPC A23P 20/15; A23G 3/00; A23B 4/02
See application file for complete search history.

(56) References Cited

U.S. PATENT DOCUMENTS

4,681,573 A * 7/1987 McGovern A61F 5/4556
4/144.3
D299,302 S * 1/1989 Gray D7/700
D310,317 S * 9/1990 Broderick D7/669
4,961,517 A * 10/1990 Tkac A21C 15/005
222/568
5,090,597 A * 2/1992 Johnson B65D 31/18
222/107
5,408,703 A * 4/1995 Cicio A47K 11/12
4/144.2
D374,281 S * 10/1996 Markles D24/122
5,566,400 A * 10/1996 Jonec A47K 11/06
4/144.2
D394,989 S * 6/1998 Block D7/700

5,931,346 A * 8/1999 Wallays A23G 3/28
222/107
6,327,716 B1 * 12/2001 Kaus A61F 5/4556
4/144.4
D495,798 S * 9/2004 Gugliotta D24/122
D499,482 S * 12/2004 Gugliotta D24/122
D527,101 S * 8/2006 Fernandez D24/122
D602,156 S * 10/2009 Young D24/122
7,694,819 B2 * 4/2010 Montakhabi A61F 5/4556
206/499
8,945,077 B2 * 2/2015 Valenti A61F 5/4556
604/347
D731,052 S * 6/2015 Doerr D24/121
D735,849 S * 8/2015 Rudolph D24/122
D754,334 S * 4/2016 Rudolph D24/122
D757,257 S * 5/2016 Grossman D24/122
D760,383 S * 6/2016 Delarosa D24/122
D763,440 S * 8/2016 Garzon D24/122
D791,934 S * 7/2017 Lehrman D24/121
D802,036 S * 11/2017 Kesselman D15/145
D802,123 S * 11/2017 Jones D24/122
9,877,496 B2 * 1/2018 Van Der Stratten A23G 3/28
D824,513 S * 7/2018 Castriota D24/122
D869,121 S * 12/2019 Cammarota D1/122
D873,527 S * 1/2020 Cammarota D1/122
D885,857 S * 6/2020 Humphreys D7/700
D907,446 S * 1/2021 van der Straaten D7/669
D921,449 S * 6/2021 van der Straaten D7/669
2004/0181862 A1 * 9/2004 Brummer A61F 5/4556
4/144.4
2005/0263014 A1 * 12/2005 Ejebblad A23G 3/28
99/494
2011/0068119 A1 * 3/2011 Wurster, Jr. B65D 35/00
222/1
2015/0196931 A1 * 7/2015 Krewer B05C 17/00506
222/567

* cited by examiner

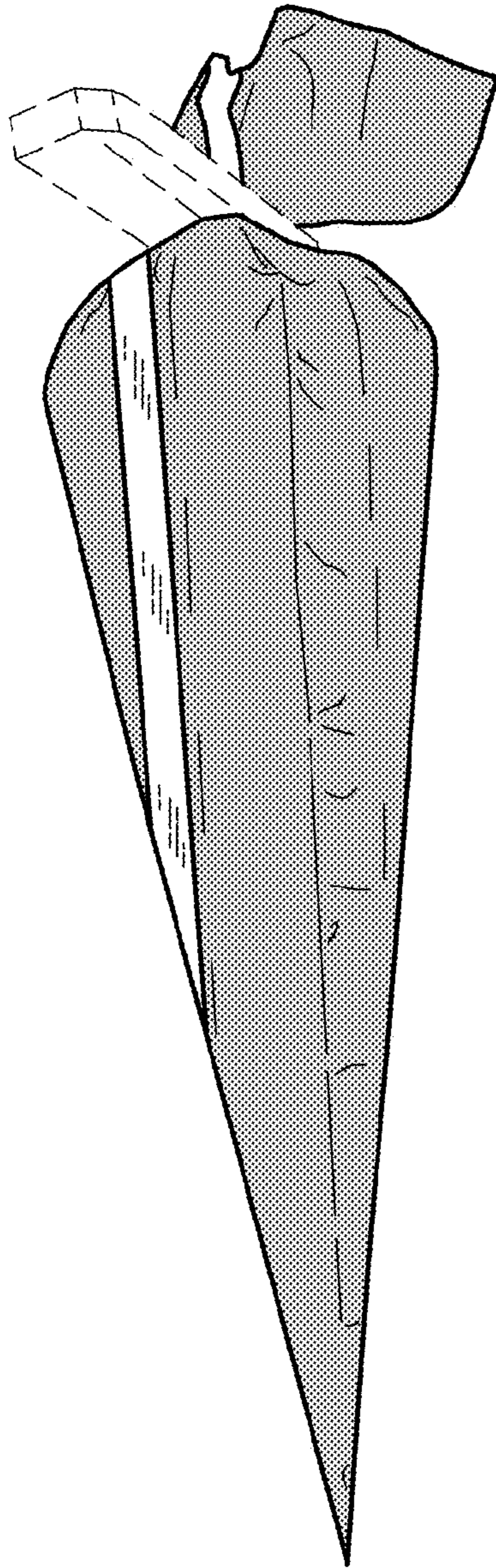


FIG. 1

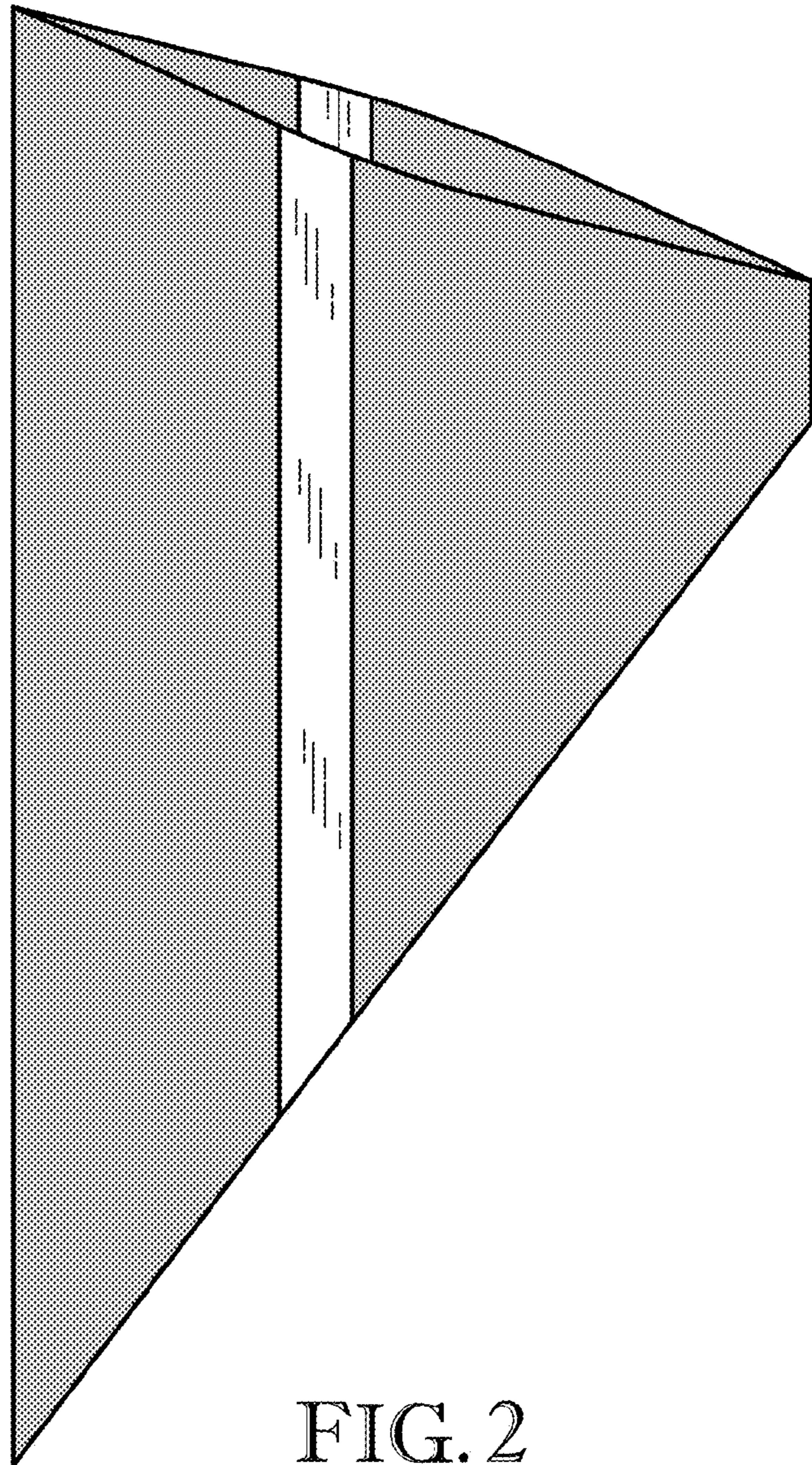


FIG. 2

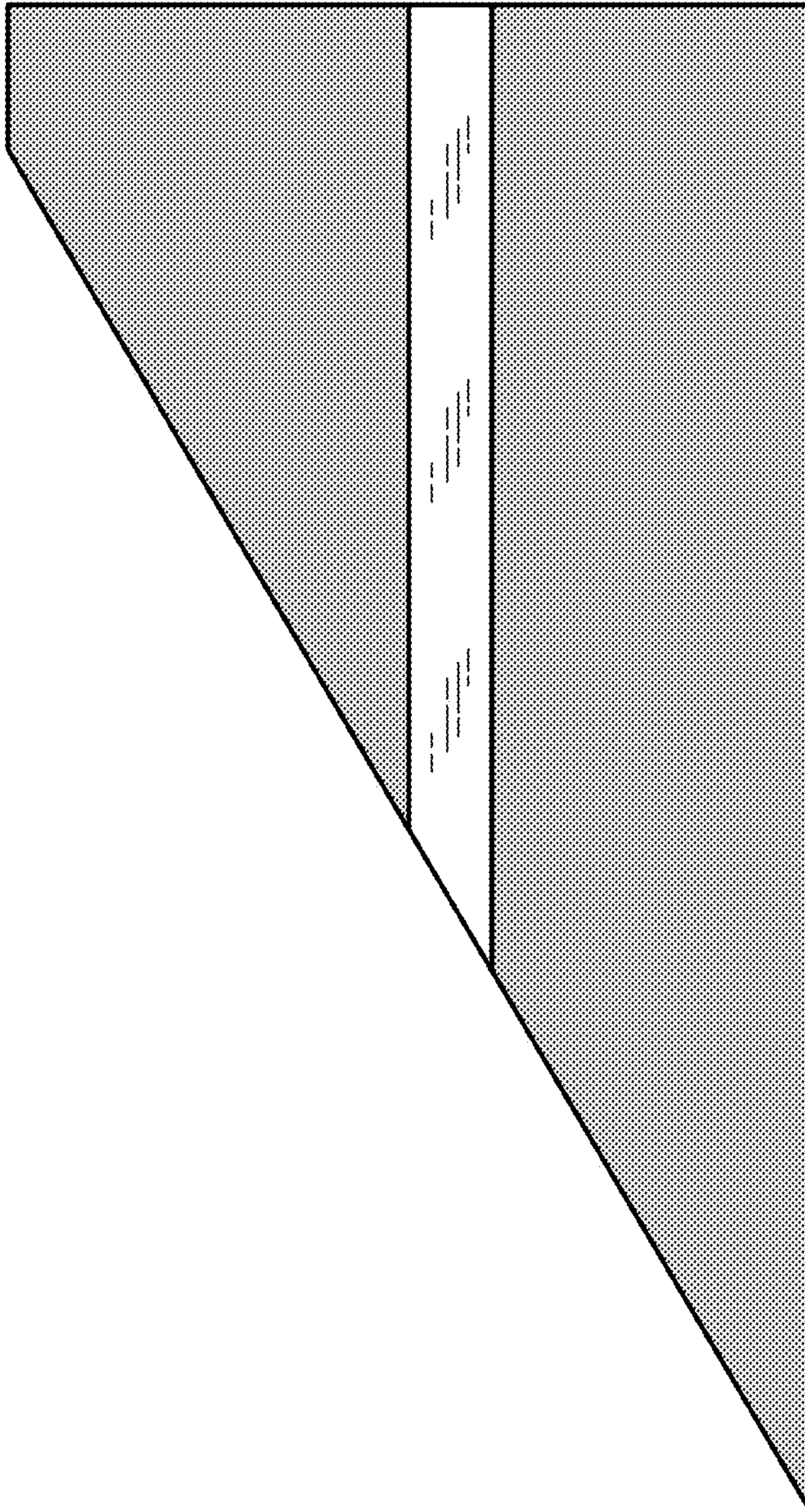


FIG. 3



FIG. 4



FIG. 5

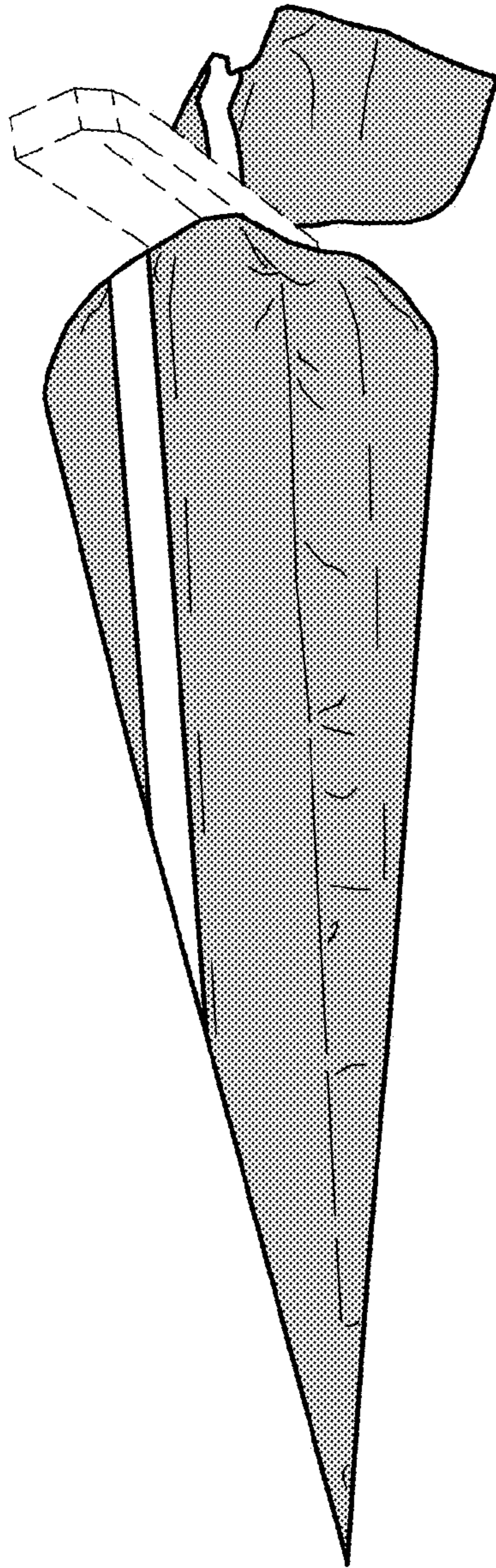


FIG. 6

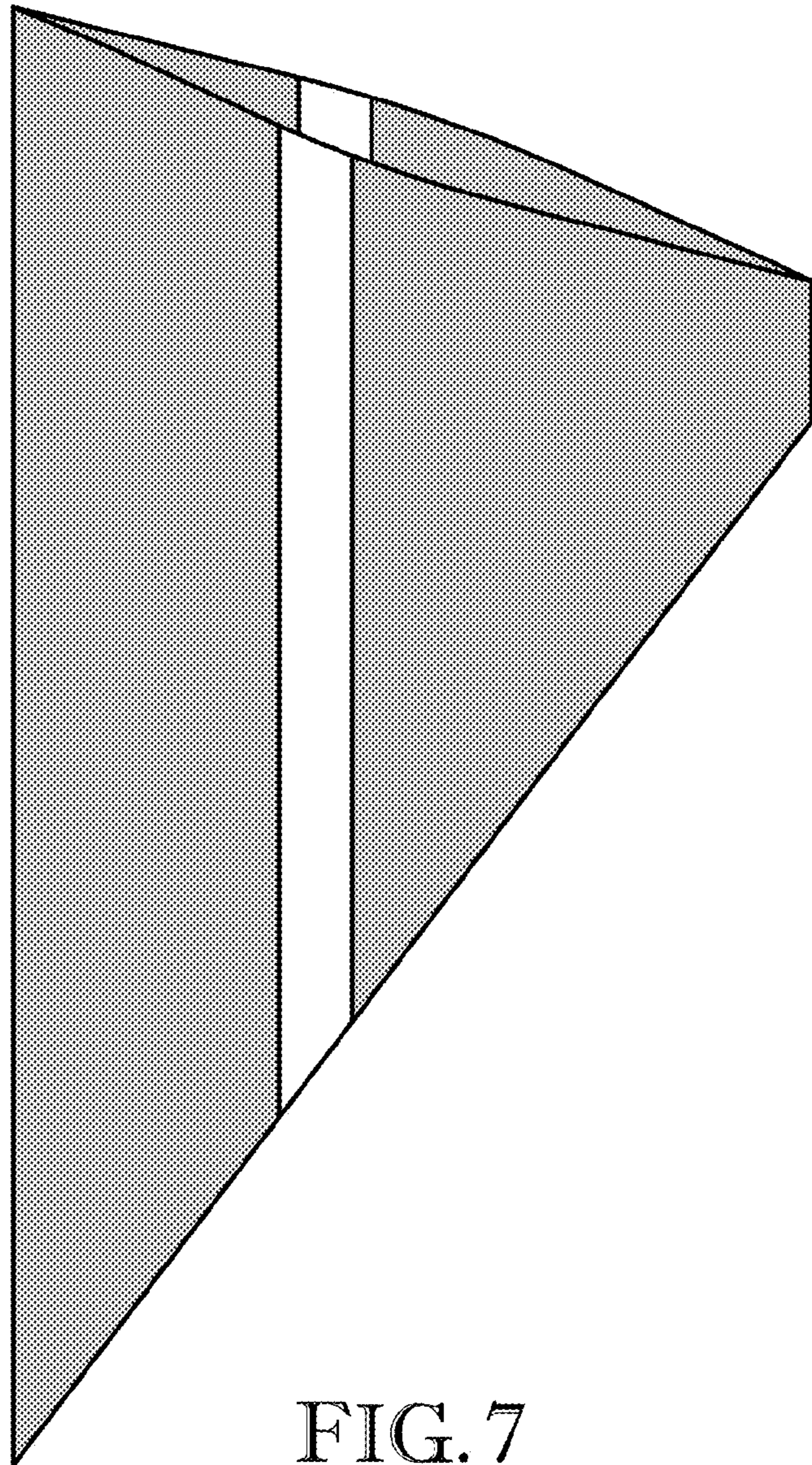


FIG. 7

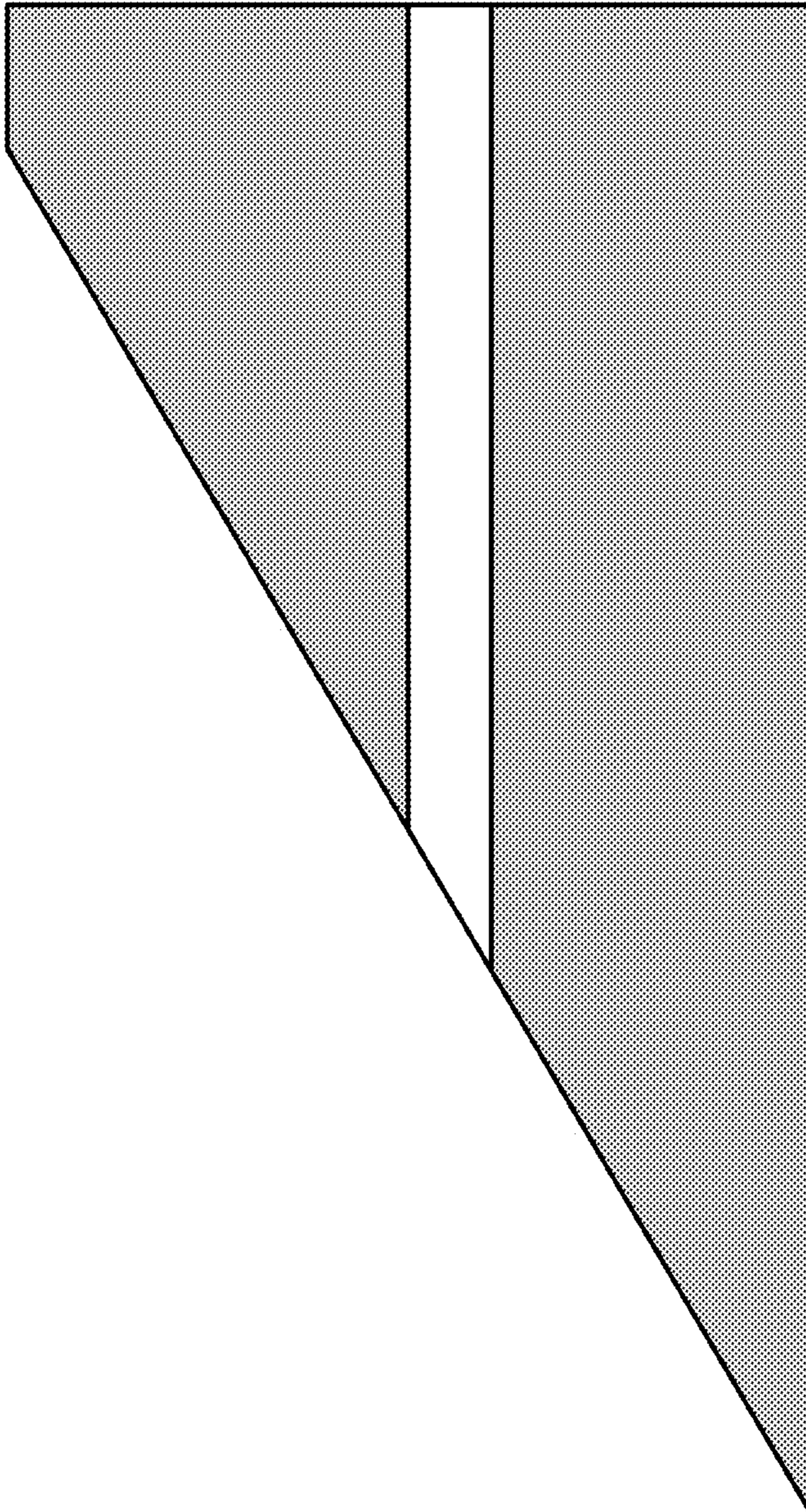


FIG. 8



FIG. 9



FIG. 10

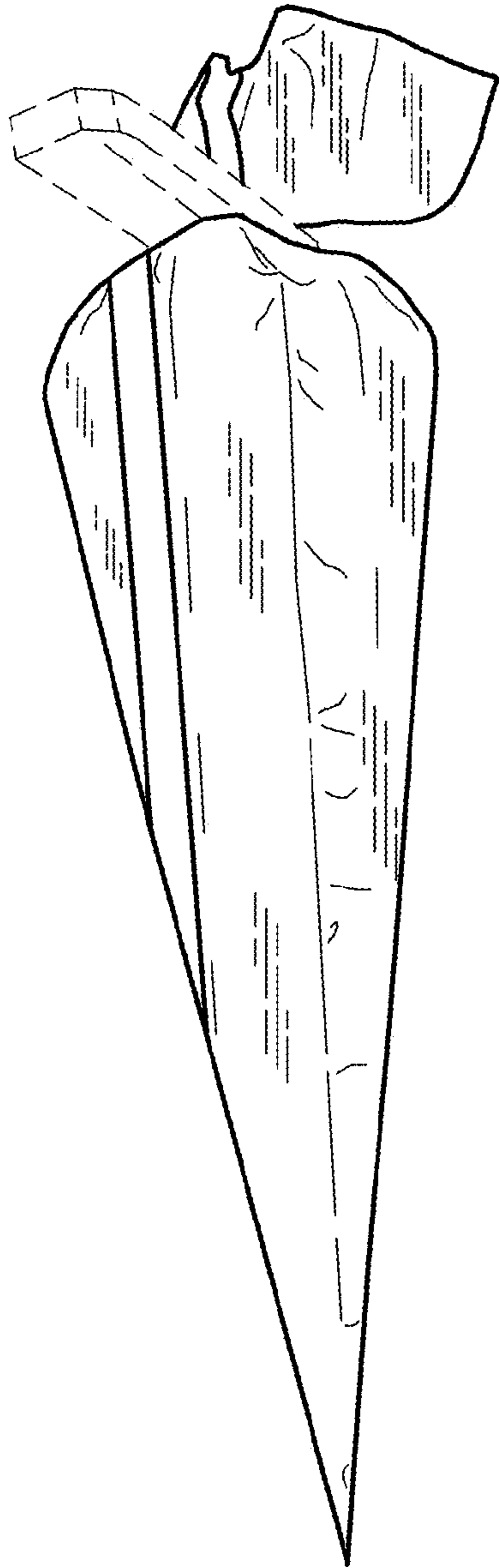


FIG. 11

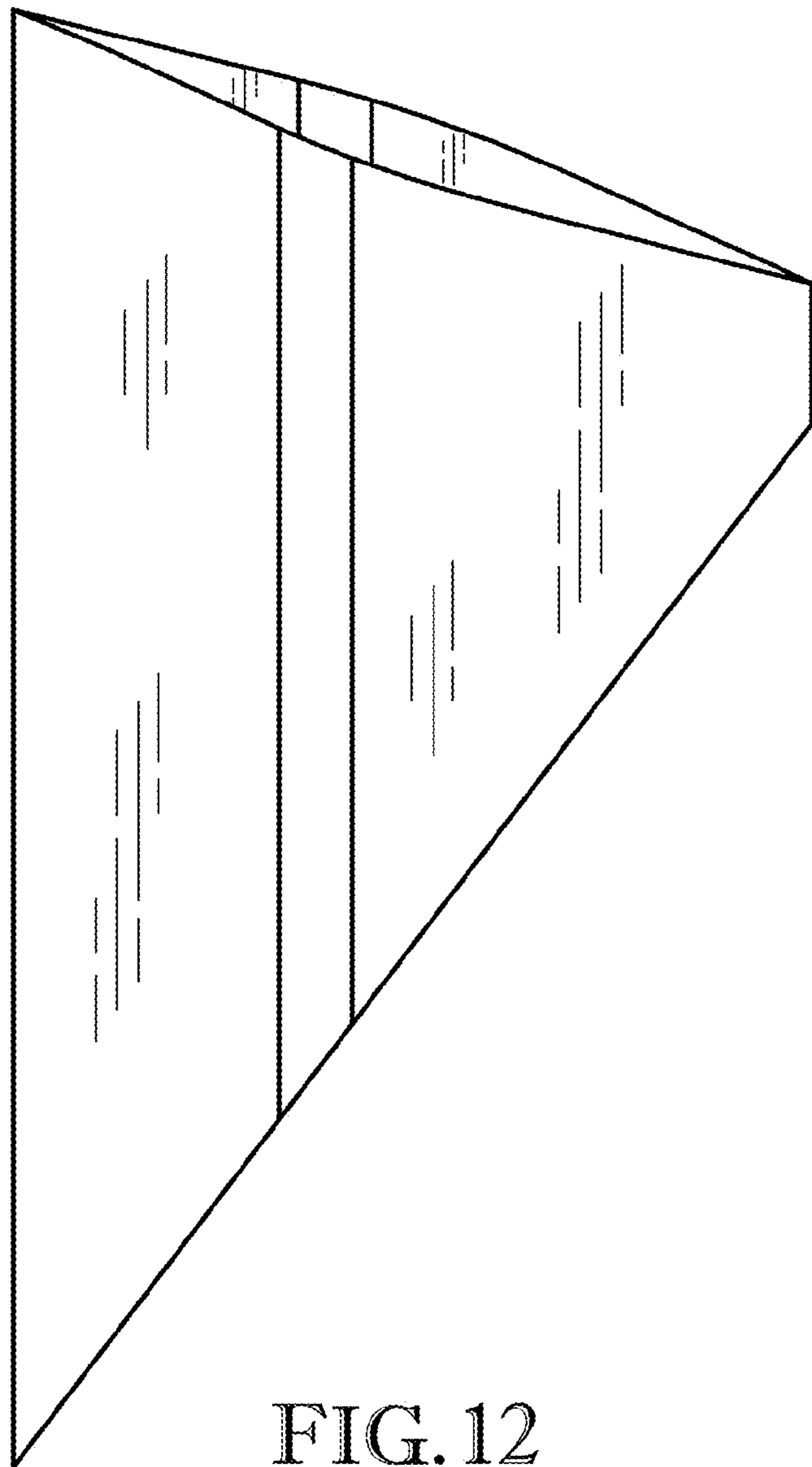


FIG. 12

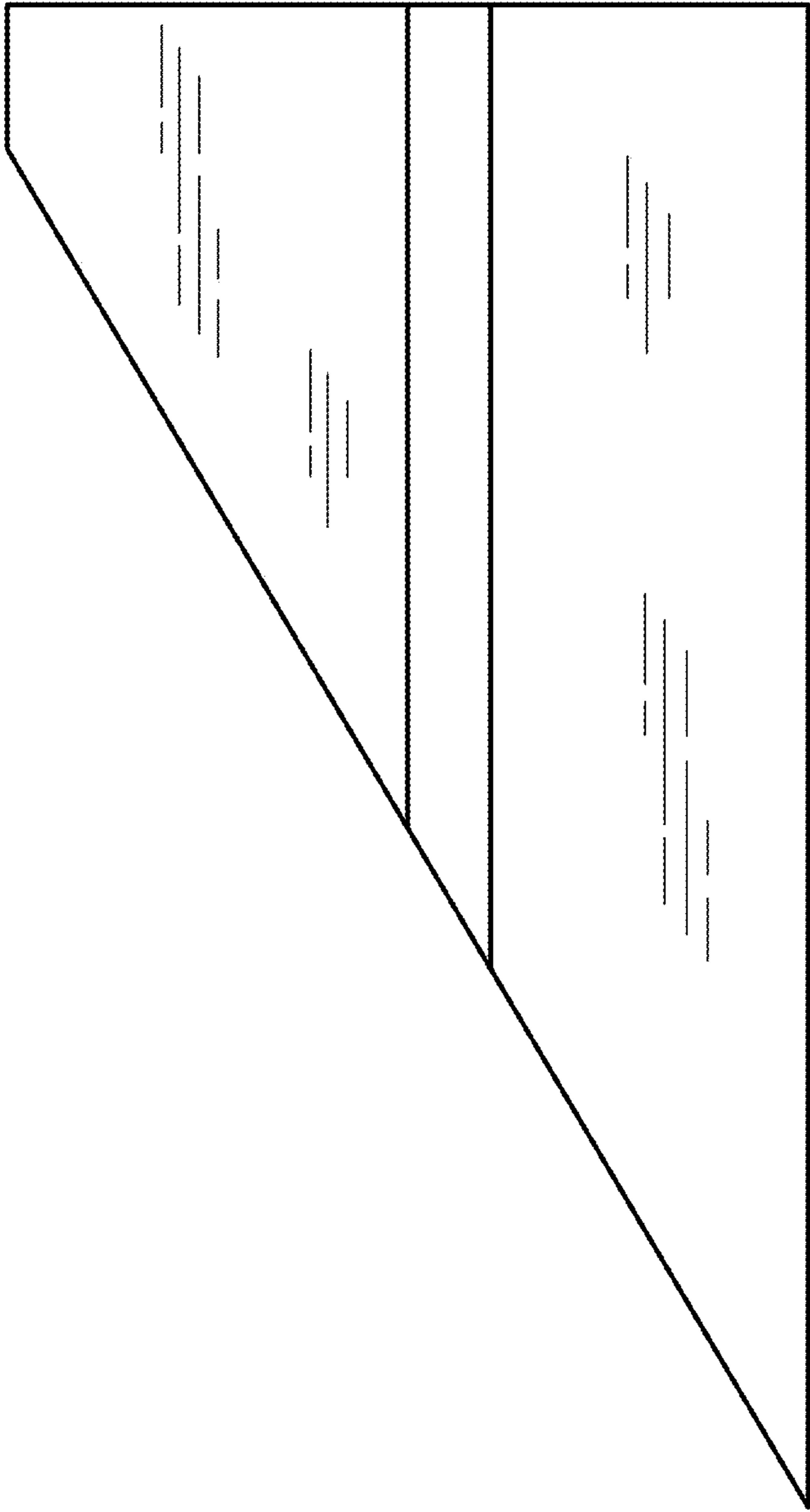


FIG. 13



FIG. 14



FIG. 15