

US00D945188S

(12) **United States Design Patent**
Bailey

(10) **Patent No.:** **US D945,188 S**

(45) **Date of Patent:** **** Mar. 8, 2022**

- (54) **DISPLAY STAND**
- (71) Applicant: **Grant Bailey**, Aldgate (AU)
- (72) Inventor: **Grant Bailey**, Aldgate (AU)
- (**) Term: **15 Years**
- (21) Appl. No.: **29/656,621**
- (22) Filed: **Jul. 13, 2018**
- (51) **LOC (13) Cl.** **20-02**
- (52) **U.S. Cl.**
USPC **D6/672**
- (58) **Field of Classification Search**
USPC D6/672, 678, 683, 708, 708.17; D20/36
CPC G09F 1/00; G09F 1/04; G09F 1/06; G09F
1/065; G09F 1/08; A47B 47/06; A47B
43/02; A47B 55/06; A47B 2200/0086
See application file for complete search history.

D191,558 S *	10/1961	Sands et al.	D6/672
3,059,362 A *	10/1962	Scherotto	G09F 1/04 40/610
D244,410 S *	5/1977	Pietsch	D6/672
D247,694 S *	4/1978	Mueh	D11/131
D267,068 S *	11/1982	Caulkett	D6/708
D271,922 S *	12/1983	Branagan	D6/683
D352,118 S *	11/1994	Kipfmueller	D25/126
D391,097 S *	2/1998	Eichert	D6/678
D579,236 S *	10/2008	Dempsey	D6/672
D607,236 S *	1/2010	Bojie	D6/672
D651,824 S *	1/2012	Hageman	D6/683
D773,222 S *	12/2016	Smith	D6/708.16
D817,051 S *	5/2018	Connors	D6/708
D859,898 S *	9/2019	Adams	D6/708
D859,899 S *	9/2019	Adams	D6/708
D859,900 S *	9/2019	Adams	D6/708
D860,699 S *	9/2019	Adams	D6/708
D872,349 S *	1/2020	Adams	D26/118

(Continued)

Primary Examiner — Steven J Czyz
(74) *Attorney, Agent, or Firm* — JCIP; Joseph G. Chu;
Jeremy I. Maynard

(56) **References Cited**

U.S. PATENT DOCUMENTS

1,652,326 A *	12/1927	Pollock	B65D 73/0085 248/174
2,000,915 A *	5/1935	Blake	A47B 3/06 108/159
D99,143 S *	3/1936	Sunderhauf et al.	D6/678
2,049,231 A *	7/1936	Storch	G09F 5/00 108/165
2,099,015 A *	11/1937	Horr	G09F 1/06 40/539
2,103,748 A *	12/1937	Horr	G09F 1/06 40/539
2,330,287 A *	9/1943	Horr	A47F 5/112 40/539
2,677,469 A *	5/1954	Ebert	A47F 5/112 211/73
2,723,820 A *	11/1955	Schulz	G09F 1/06 248/174
2,750,050 A *	6/1956	Ebert	G09F 1/00 211/49.1

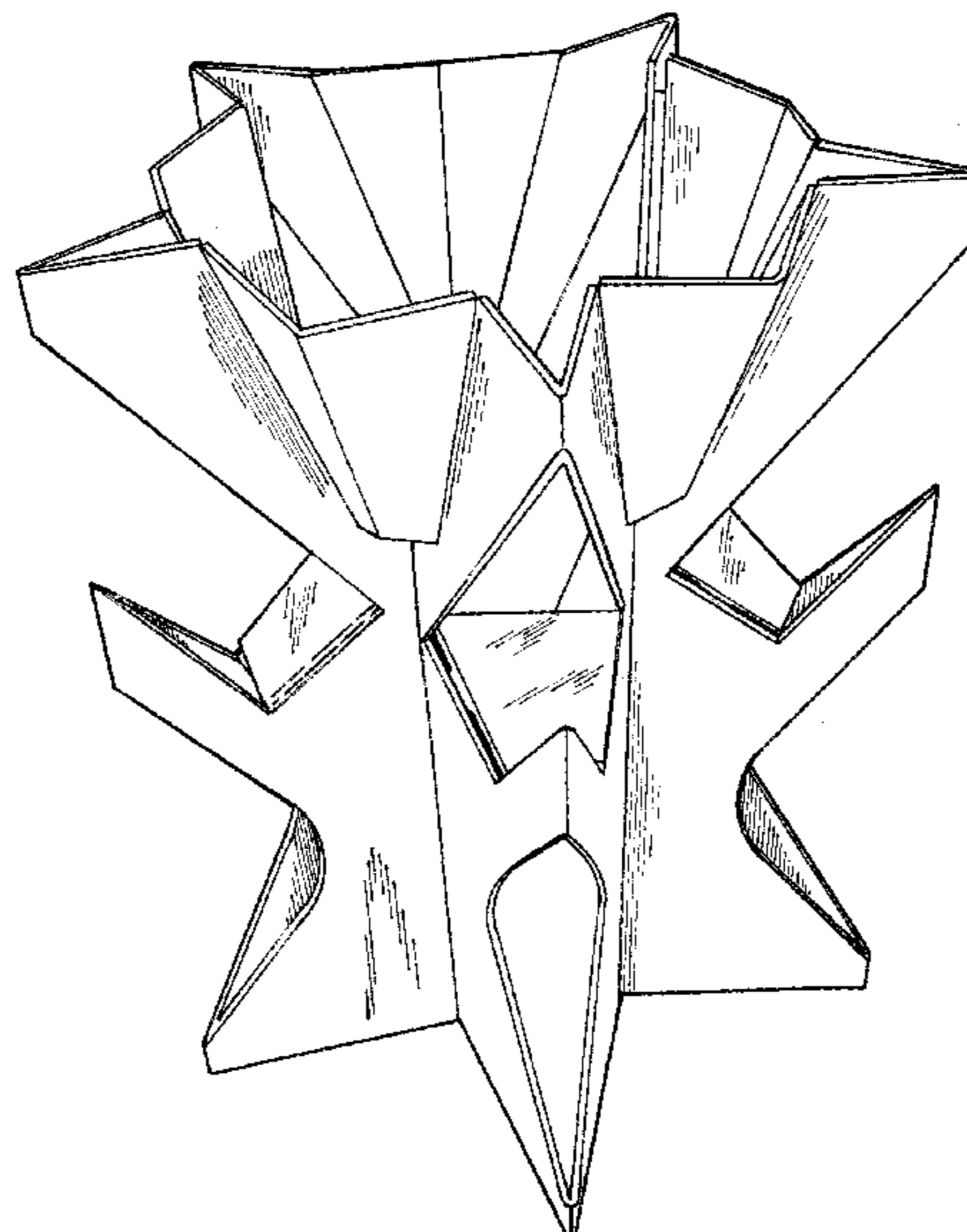
(57) **CLAIM**

The ornamental design for a display stand, as shown and described.

DESCRIPTION

FIG. 1 is a perspective view of a display stand;
FIG. 2 is a bottom view of the display stand;
FIG. 3 is a top view of the display stand;
FIG. 4 is a side view of the display stand;
FIG. 5 is another side view of the display stand;
FIG. 6 is another side view of the display stand;
FIG. 7 is another side view of the display stand;
FIG. 8 is a top view of the display stand, shown in a flat disassembled state for ease of disclosure; and,
FIG. 9 is a bottom view thereof.

1 Claim, 9 Drawing Sheets



(56)

References Cited

U.S. PATENT DOCUMENTS

D874,051 S *	1/2020	Adams	D26/118
D874,712 S *	2/2020	Adams	D26/118
D874,713 S *	2/2020	Adams	D26/118
10,568,443 B2 *	2/2020	Hampton	A47F 5/116
D881,279 S *	4/2020	Botella Belda	A47F 5/116 D20/40

* cited by examiner

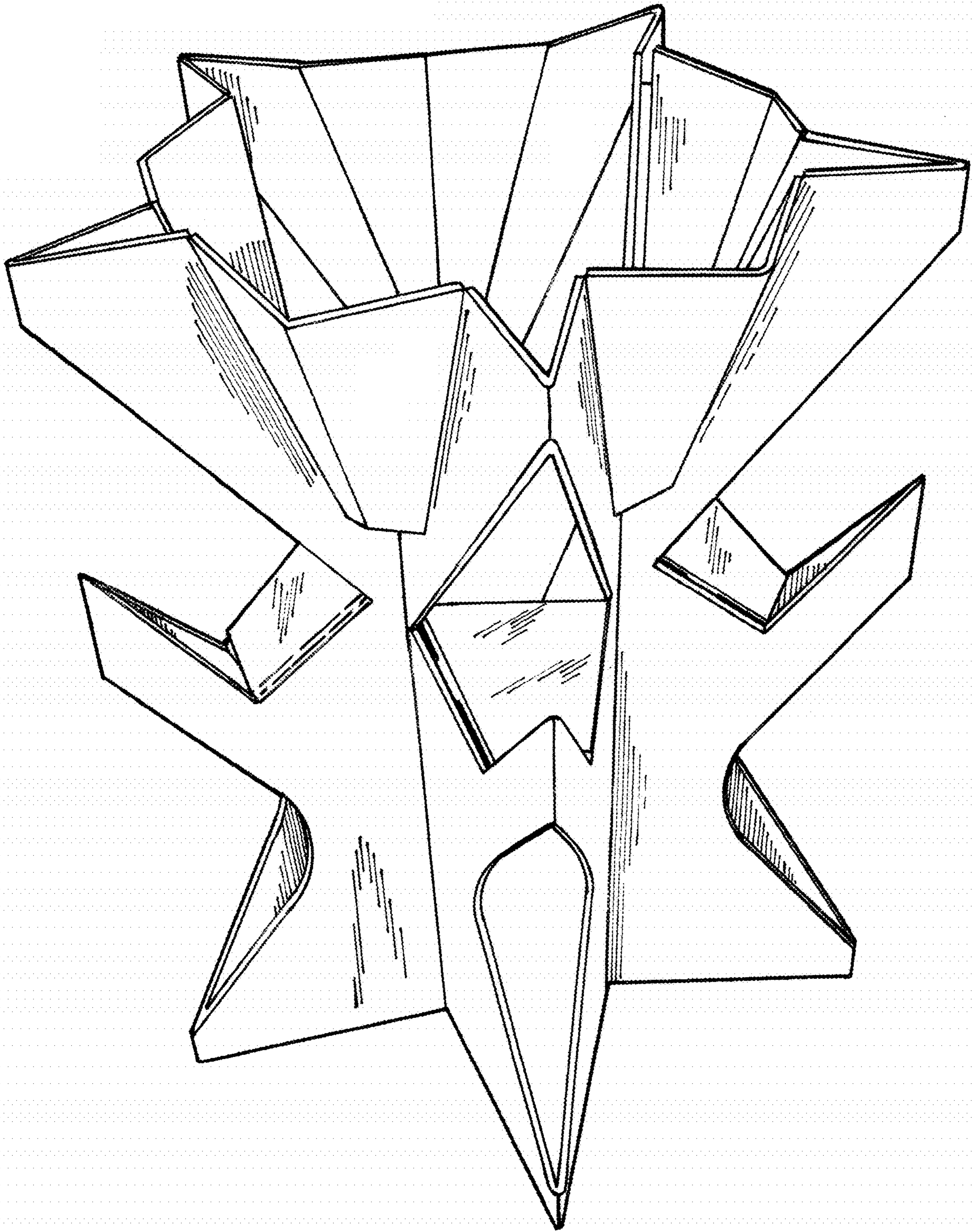


FIG.1

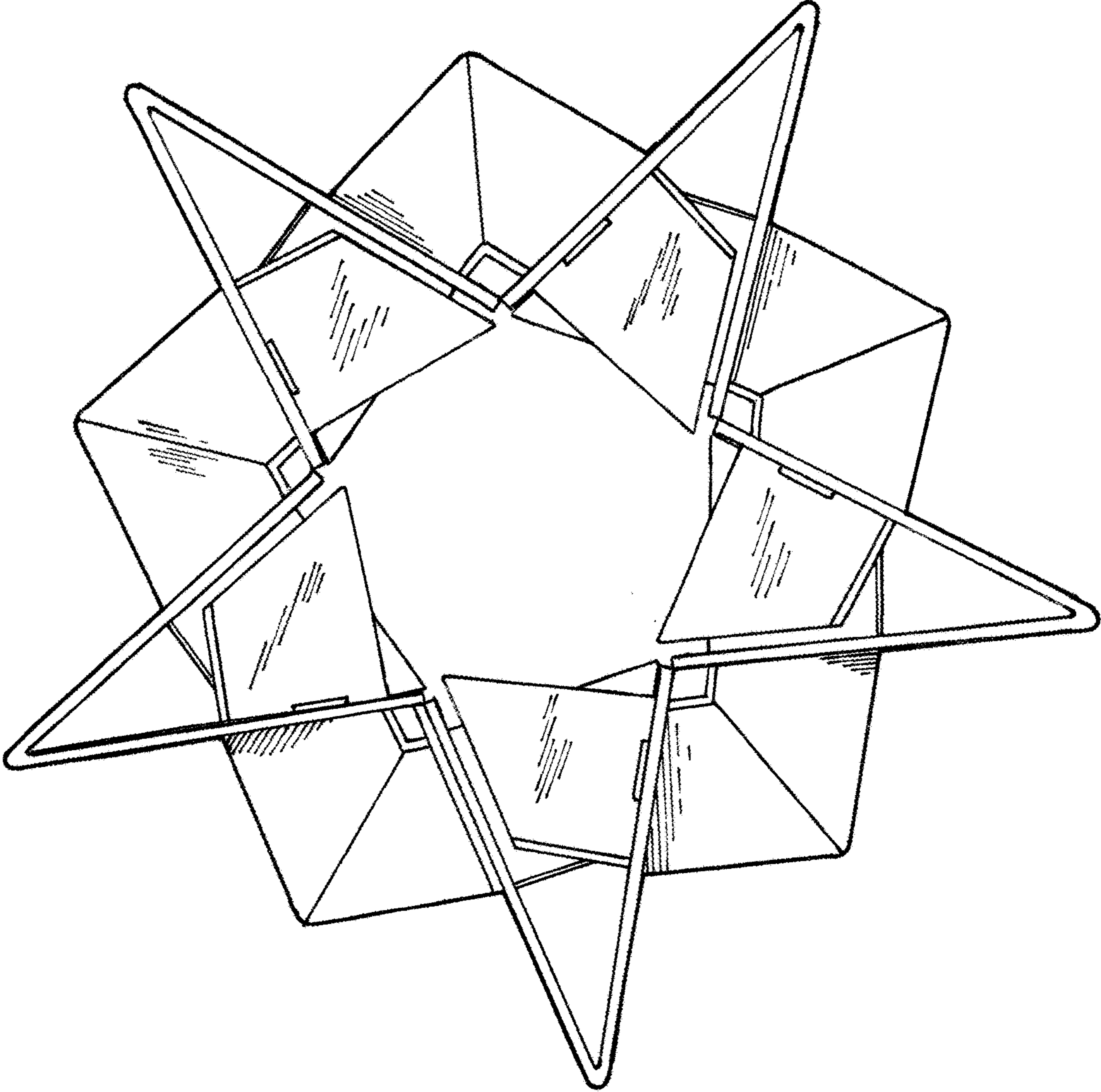


FIG. 2




FIG. 3

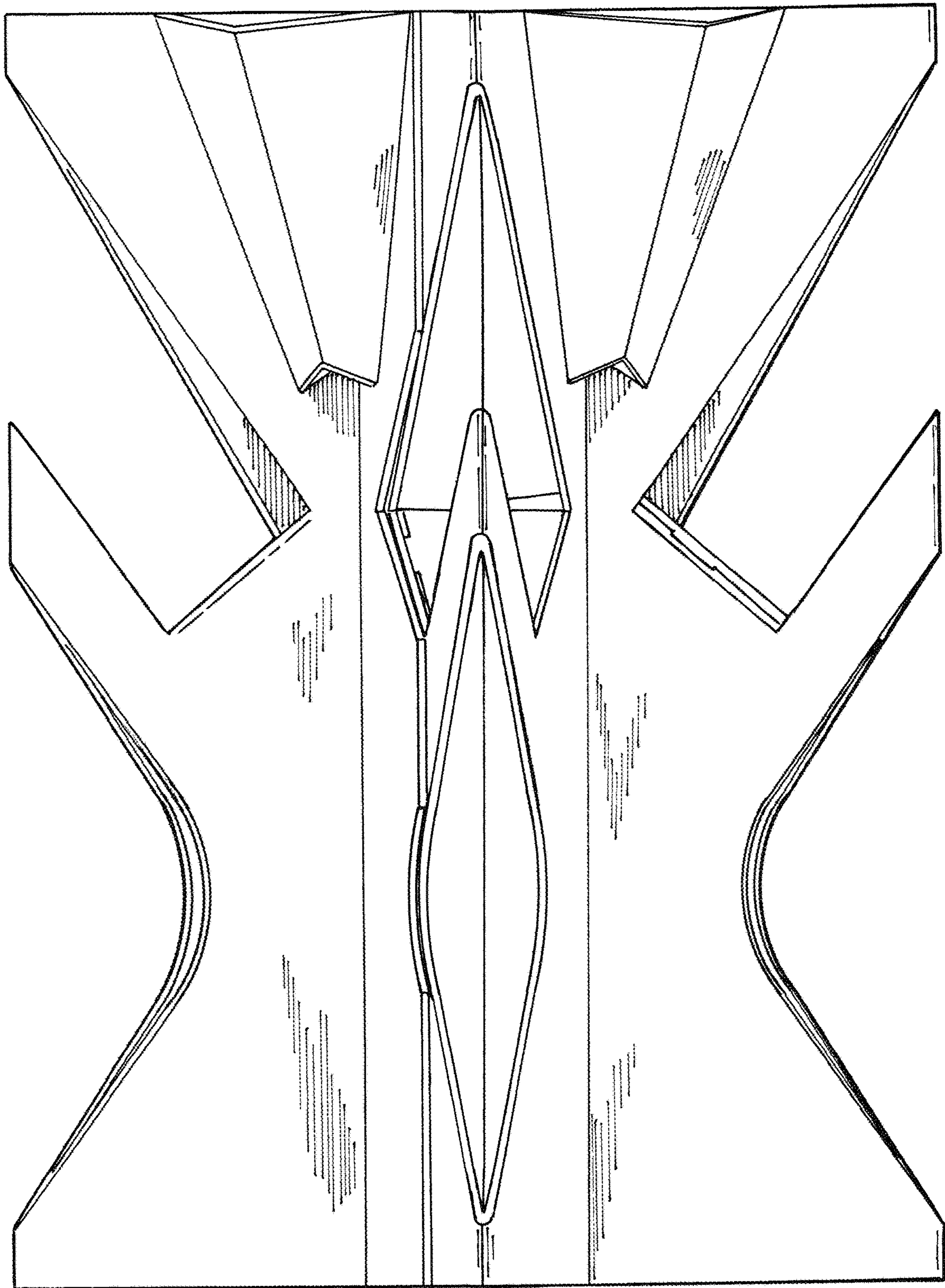


FIG.4

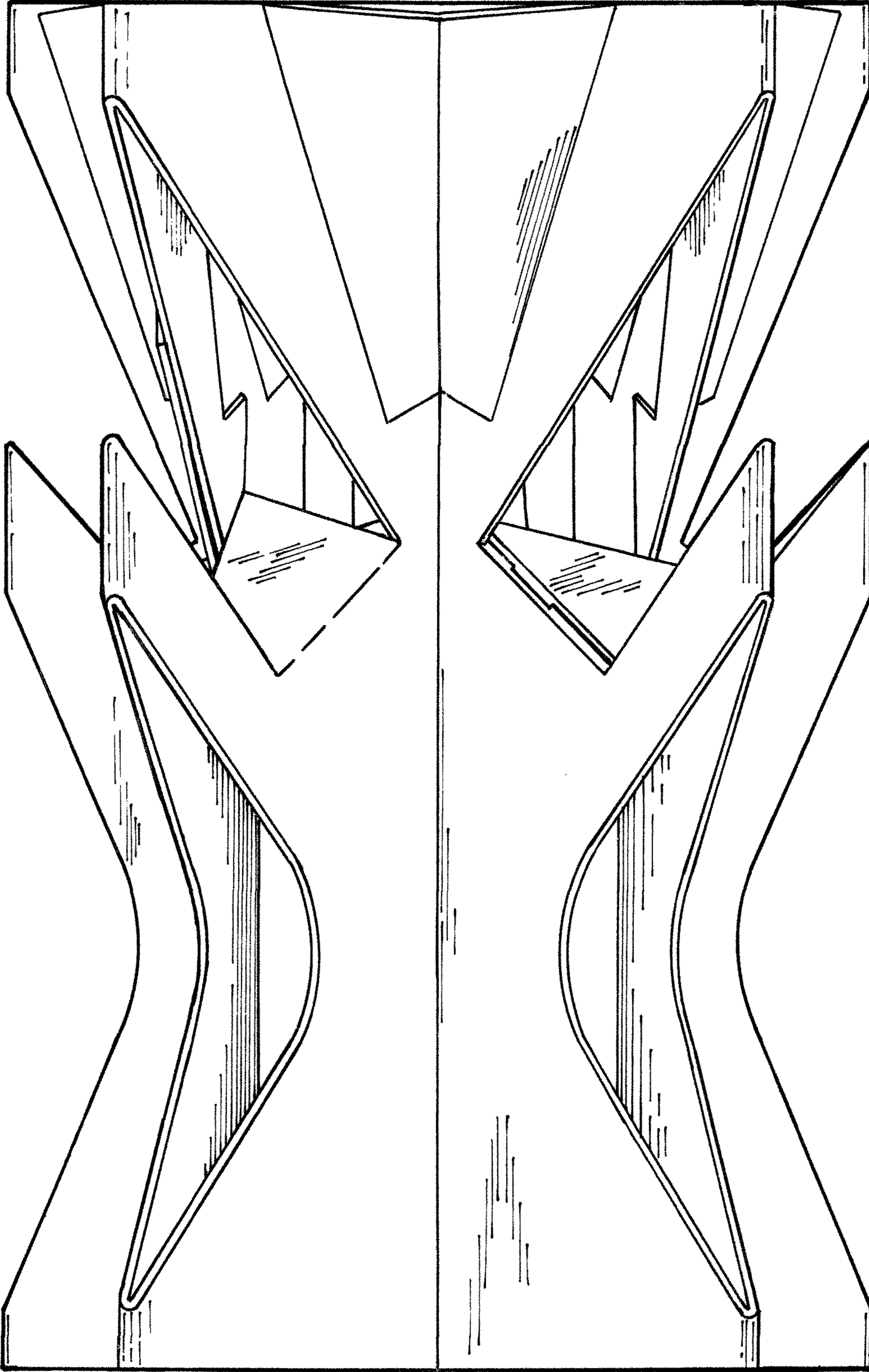


FIG.5

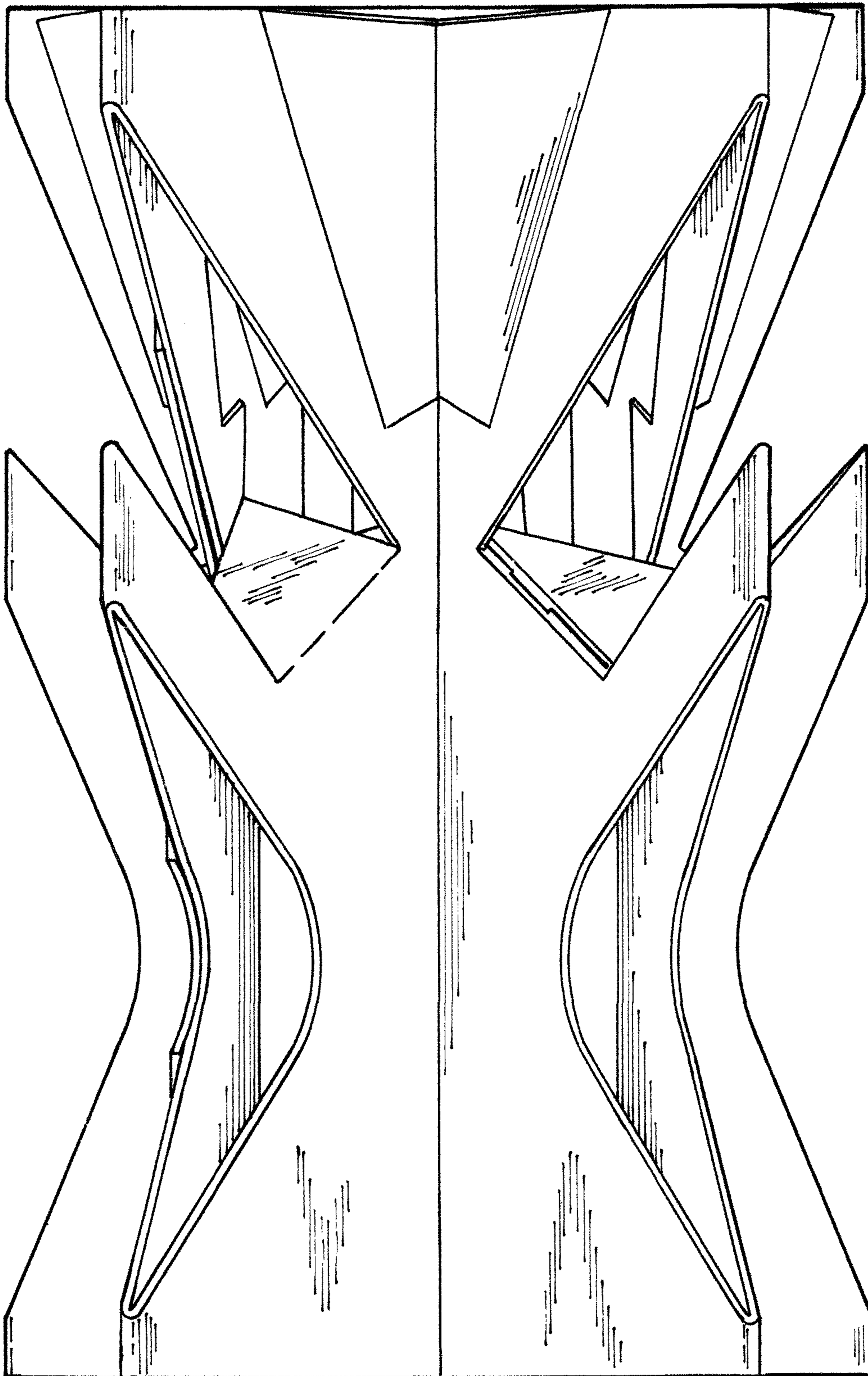


FIG.6

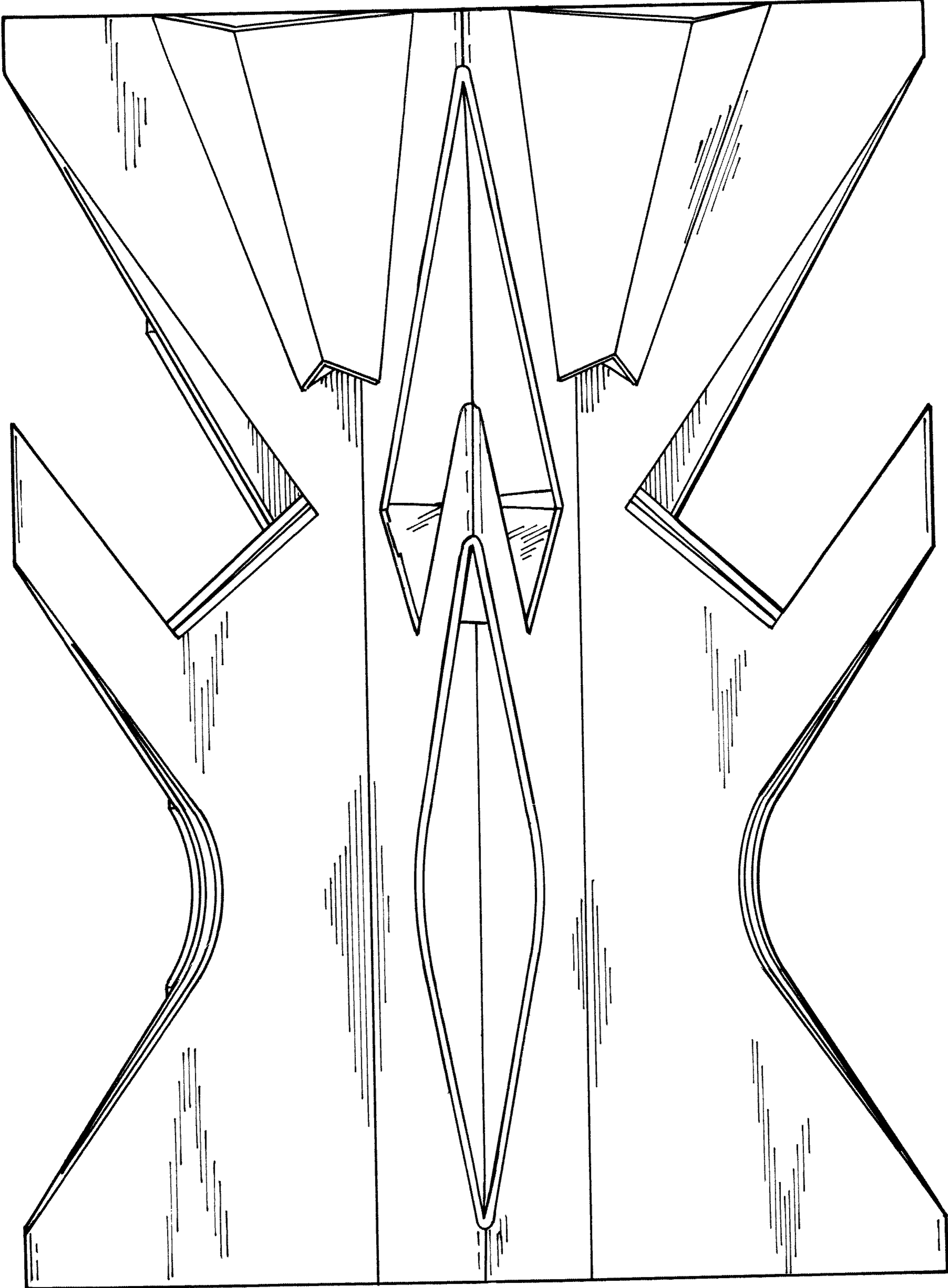


FIG.7

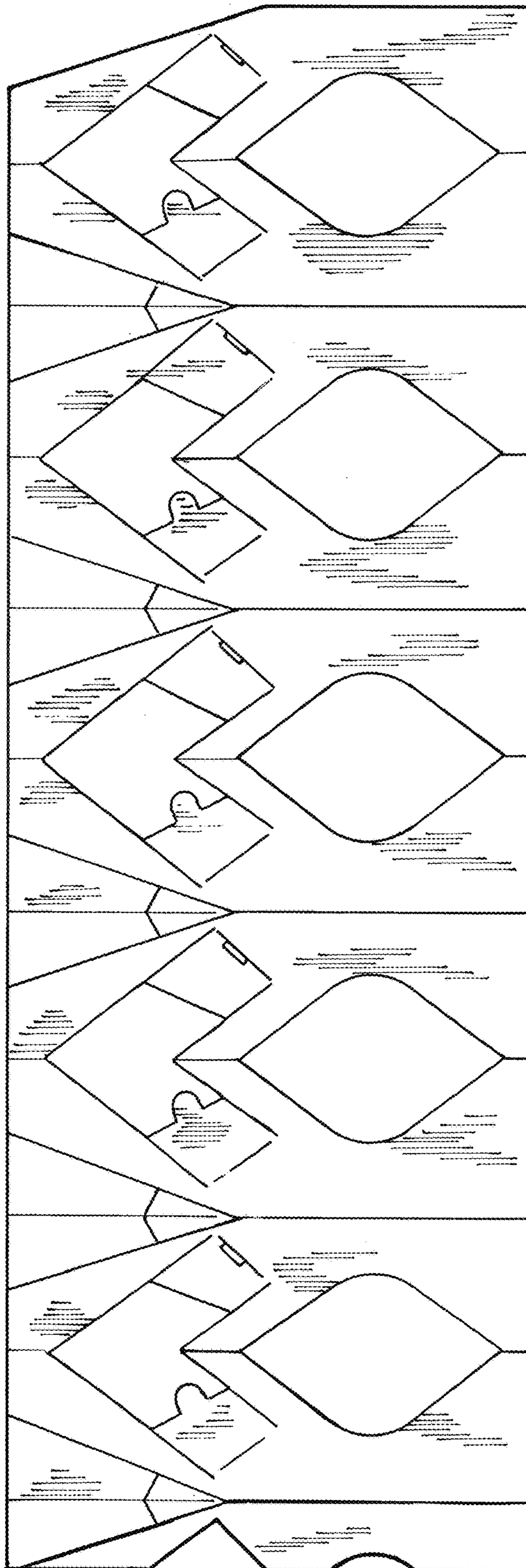


FIG. 8

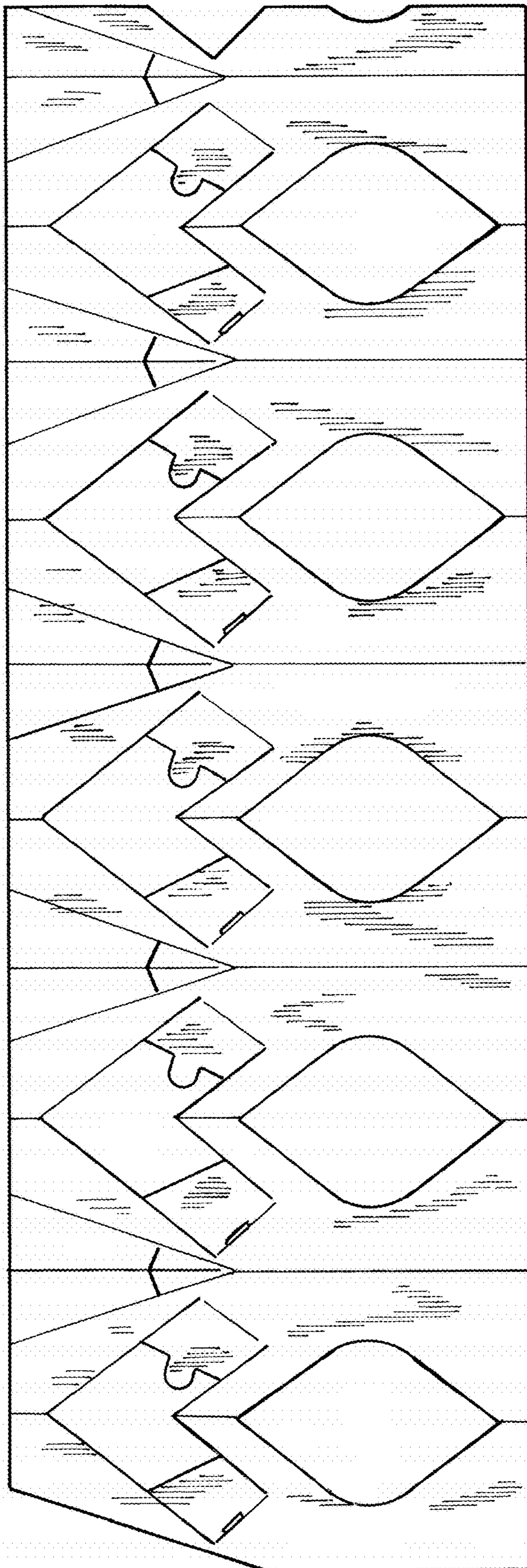


FIG. 9