



US00D945165S

(12) **United States Design Patent**
Fan

(10) **Patent No.:** **US D945,165 S**
(45) **Date of Patent:** **** Mar. 8, 2022**

- (54) **BODY CLEANING BRUSH**
- (71) Applicant: **Qiuxiang Fan, Zhoukou (CN)**
- (72) Inventor: **Qiuxiang Fan, Zhoukou (CN)**
- (**) Term: **15 Years**
- (21) Appl. No.: **29/782,793**
- (22) Filed: **May 10, 2021**
- (51) **LOC (13) Cl.** **04-01**
- (52) **U.S. Cl.**
USPC **D4/119**
- (58) **Field of Classification Search**
USPC D4/119, 120, 127, 106, 114, 115, 121,
D4/134, 132, 138; D24/211; D28/63;
D23/223; D32/42; D30/158
CPC A46B 15/0055; A46B 9/02; A46B 13/008;
A46B 9/04; E03C 1/0409
See application file for complete search history.

D524,545 S *	7/2006	Hinnant	D4/114
D542,541 S *	5/2007	Lowsky, Jr.	D4/106
D558,456 S *	1/2008	Bingaman	D4/121
D580,178 S *	11/2008	Bingaman	D4/134
D789,635 S *	6/2017	Couser	D32/42
D792,672 S *	7/2017	DeSanti	D32/42
10,221,546 B2 *	3/2019	Mercieca	E03C 1/0409
D869,850 S	12/2019	Luo et al.		
D891,786 S *	8/2020	Robbins	D4/134
D920,681 S *	6/2021	Pawluskiewicz	D4/138
D929,741 S *	9/2021	Zhou	D4/120

(56) **References Cited**

U.S. PATENT DOCUMENTS

D136,599 S *	11/1943	Yoshikawa	D4/121
D158,250 S *	4/1950	Cosby	D4/127
D206,792 S *	1/1967	Halberstadt	D4/120
4,888,844 A *	12/1989	Maggs	A46B 9/04 15/106
D334,049 S *	3/1993	Klose	D23/223
D378,958 S *	4/1997	Yu	D4/120
6,170,108 B1 *	1/2001	Knight	A46B 13/008 15/29
D466,695 S *	12/2002	Chen	D24/211
6,499,174 B2 *	12/2002	Henrie	A46B 9/02 15/106
D469,259 S	1/2003	Vosbikian		
D471,365 S *	3/2003	Henrie	D4/120
D484,314 S *	12/2003	DiGioia	D4/115
D509,032 S *	8/2005	Dunn	D30/158
D512,225 S *	12/2005	Chien	D4/120
D523,642 S *	6/2006	Hollinger	D4/114

OTHER PUBLICATIONS

“Bath Body . . . ” reference dated Jan. 15, 2022 found by RMS on the internet at: https://www.amazon.com/Exfoliating-Scrubber-Cellulite-Lymphatic-Dual-sided/dp/B099826RK1/ref=cm_cr_arpd_product_top?ie=UTF8.*

* cited by examiner

Primary Examiner — Rhea Shields

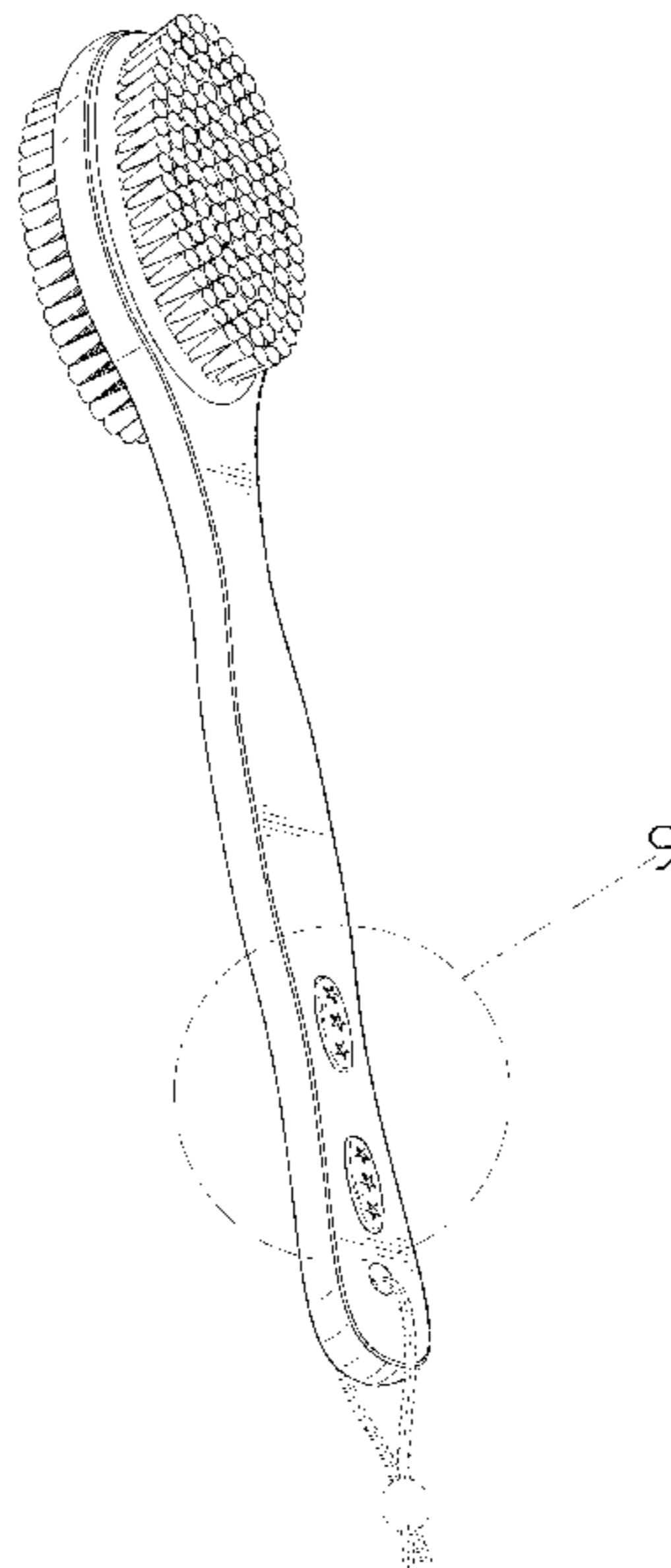
(57) **CLAIM**

The ornamental design for a body cleaning brush, as shown and described.

DESCRIPTION

FIG. 1 is a perspective view of a body cleaning brush showing my new design;
FIG. 2 is another perspective view thereof;
FIG. 3 is a front elevational view thereof;
FIG. 4 is a rear elevational view thereof;
FIG. 5 is a left side elevational view thereof;
FIG. 6 is a right side elevational view thereof;
FIG. 7 is a top plan view thereof;
FIG. 8 is a bottom plan view thereof; and,
FIG. 9 is an enlarged view of portion 9 shown in FIG. 1. The broken lines in the drawings depict portions of the body cleaning brush that form no part of the claimed design.

1 Claim, 9 Drawing Sheets



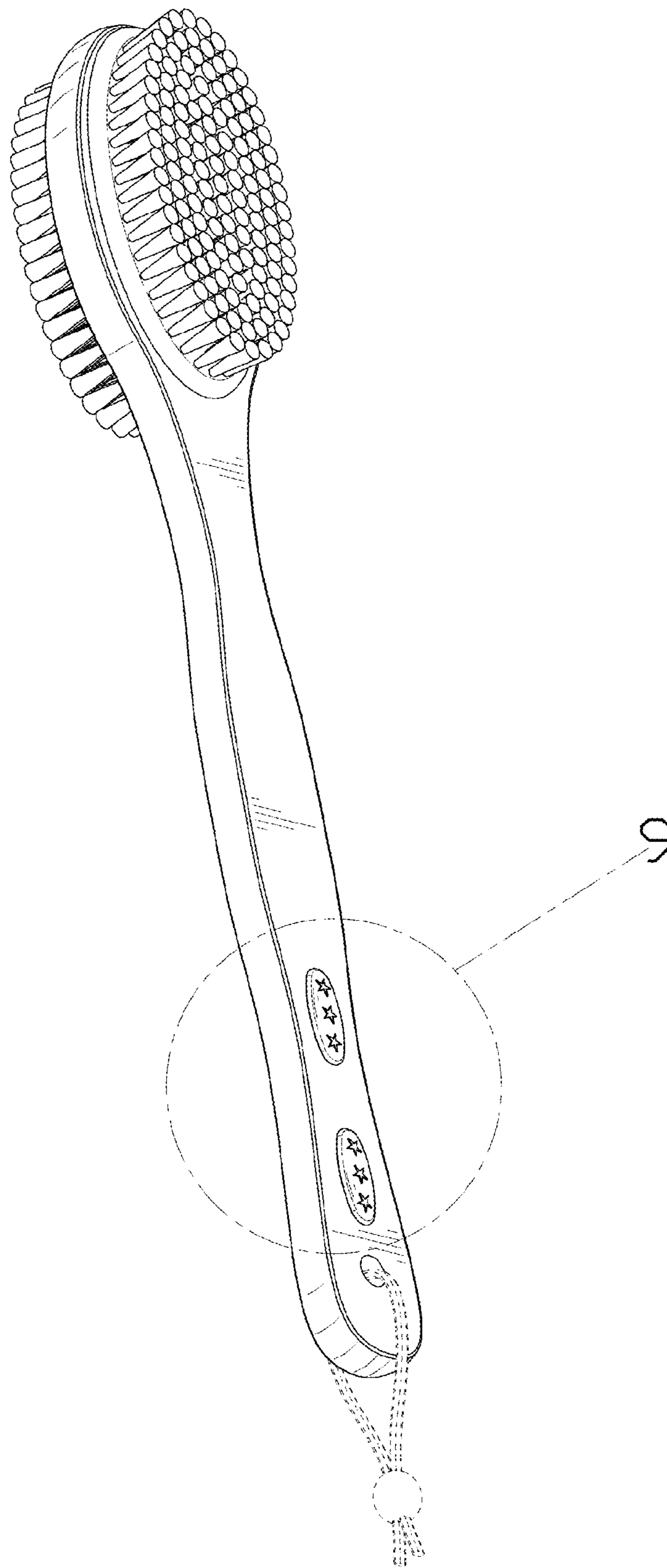


FIG. 1

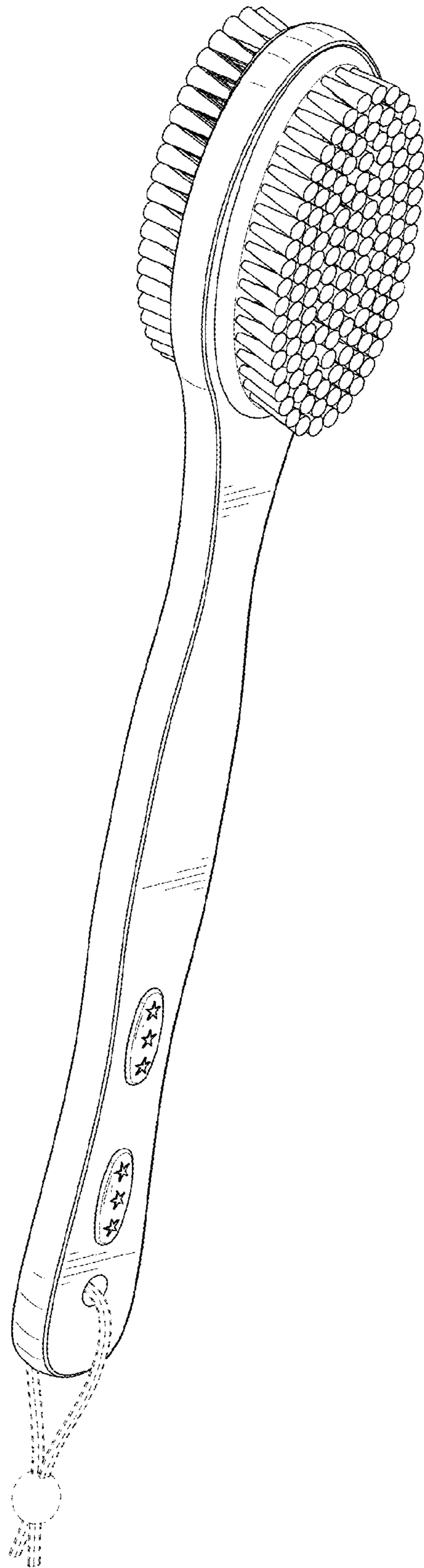


FIG. 2

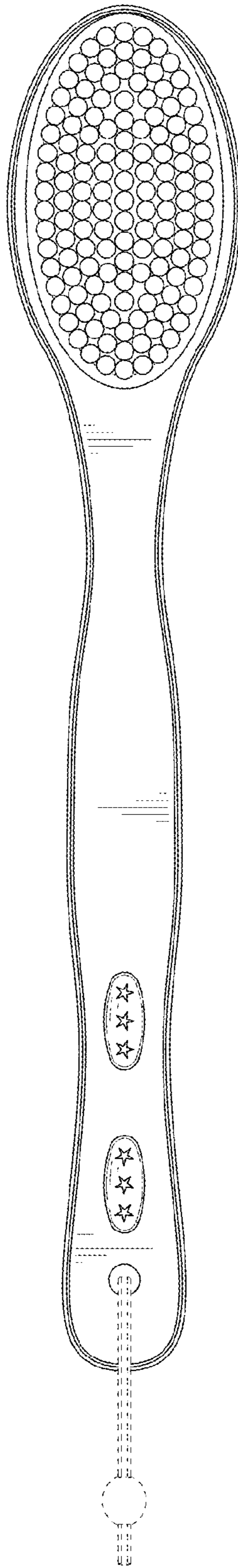


FIG. 3

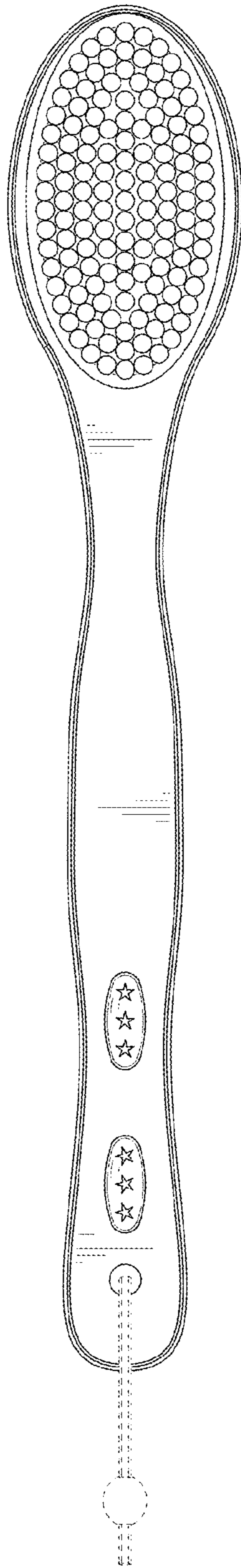


FIG. 4

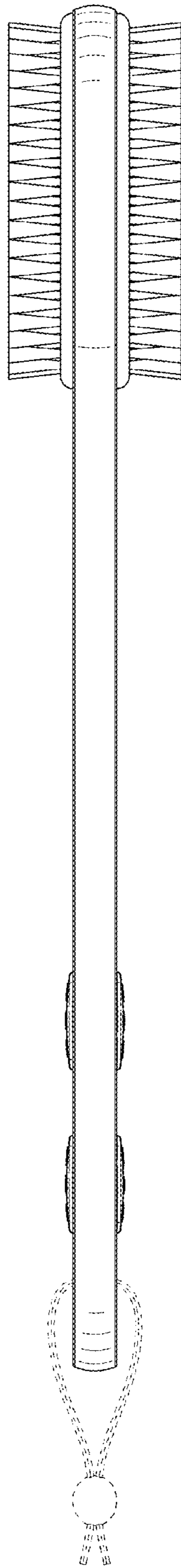


FIG. 5

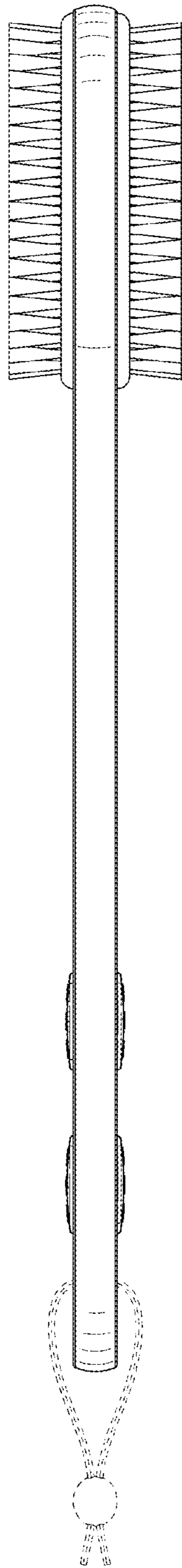


FIG. 6

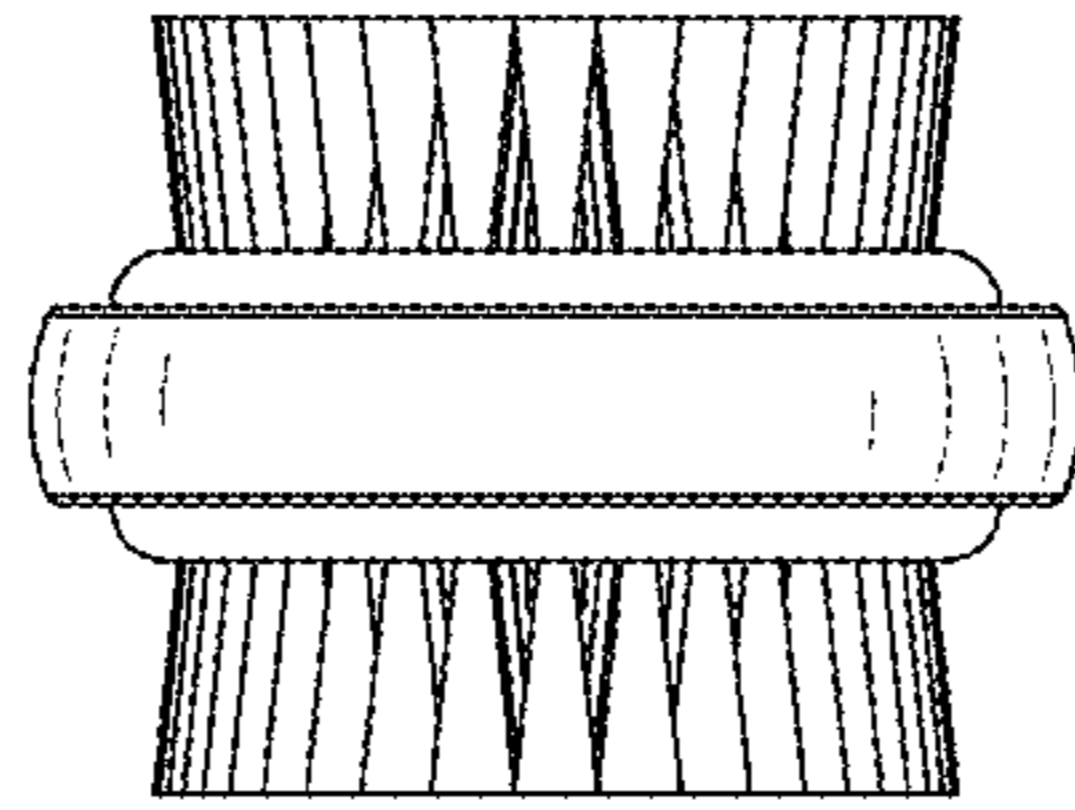


FIG. 7

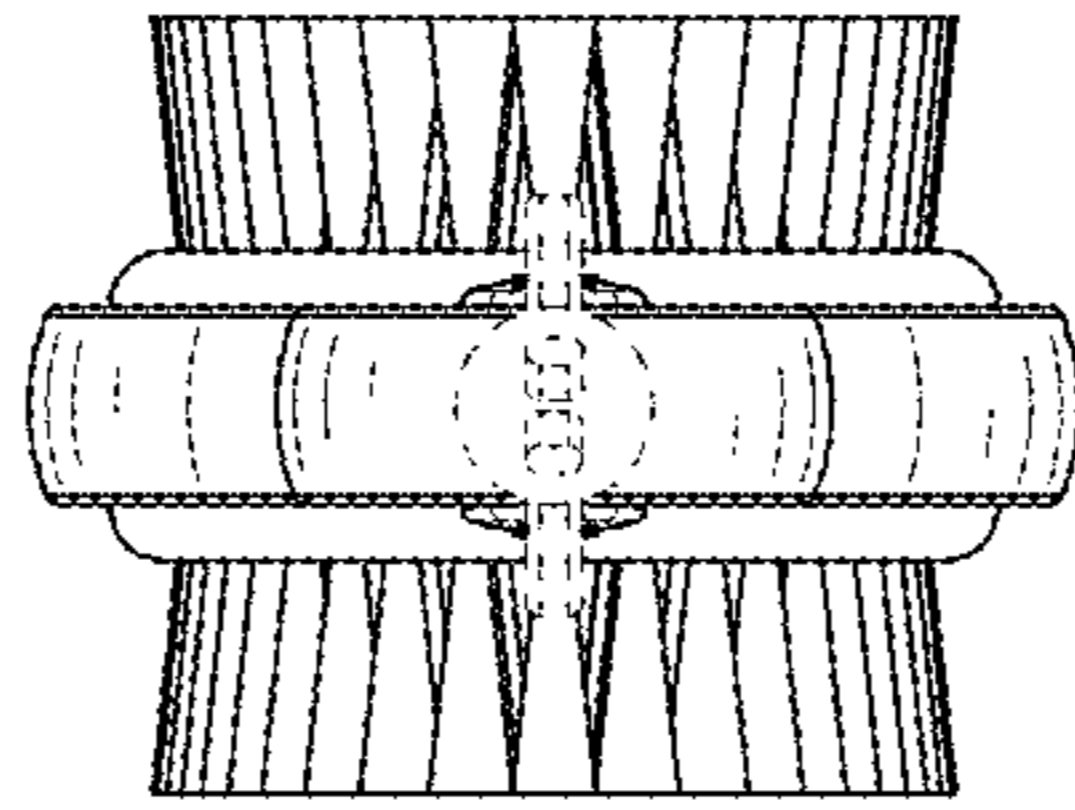


FIG. 8

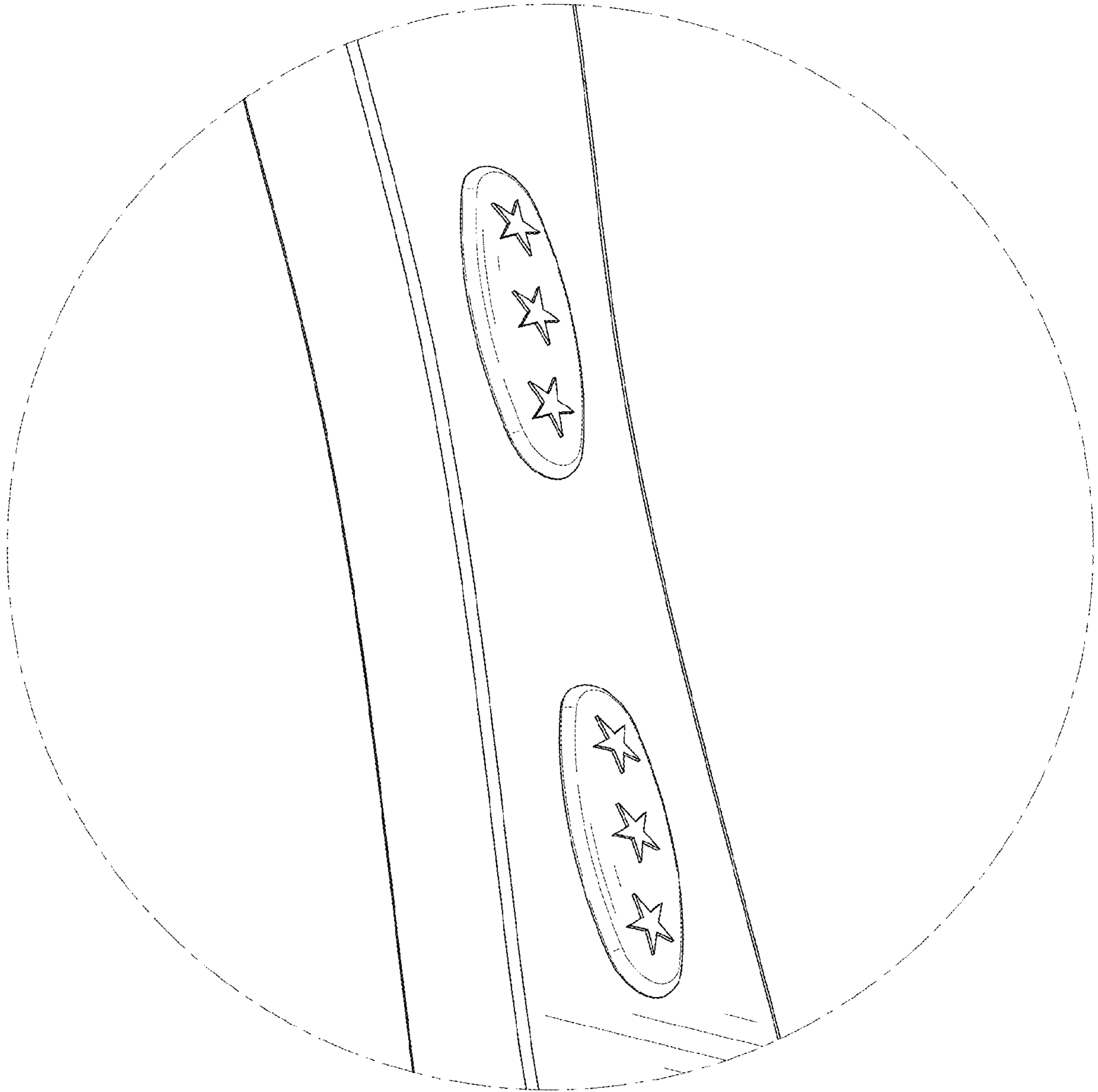


FIG. 9