



US00D945155S

(12) **United States Design Patent**
Gao

(10) **Patent No.:** **US D945,155 S**

(45) **Date of Patent:** **** Mar. 8, 2022**

(54) **RIFLE BAG**

(71) Applicant: **Jingbo Gao**, Ningbo (CN)

(72) Inventor: **Jingbo Gao**, Ningbo (CN)

(**) Term: **15 Years**

(21) Appl. No.: **29/770,625**

(22) Filed: **Feb. 14, 2021**

(51) **LOC (13) Cl.** **03-01**

(52) **U.S. Cl.**
USPC **D3/262**

(58) **Field of Classification Search**
USPC D3/201, 221–223, 254, 262, 273, 276,
D3/283, 286
CPC A45C 11/00; A45C 11/24; A45C 13/00;
A45C 13/001; A01K 97/00–08; F41C
33/00; F41C 33/02; F41C 33/06; B65D
85/00

See application file for complete search history.

(56) **References Cited**

U.S. PATENT DOCUMENTS

3,865,166	A	*	2/1975	Pedro	A45C 11/00 206/317
D278,189	S	*	4/1985	Frydenberg	D3/262
D320,113	S	*	9/1991	VanSkiver	D3/262
D320,306	S	*	10/1991	Schwartz	D3/289
D336,984	S	*	7/1993	VanSkiver	D3/262
D347,322	S	*	5/1994	Fiore	D3/262
D358,255	S	*	5/1995	Sharp	D3/262
D407,557	S		4/1999	Jones		
D413,020	S	*	8/1999	Kolpin	D3/262
D448,163	S	*	9/2001	Kolpin	D3/262
D448,164	S	*	9/2001	Kolpin	D3/262
D448,165	S	*	9/2001	Kolpin	D3/262
D448,558	S	*	10/2001	Kolpin	D3/262
D448,559	S	*	10/2001	Kolpin	D3/262
D448,560	S	*	10/2001	Kolpin	D3/262

D448,561	S	*	10/2001	Kolpin	D3/262
D448,562	S	*	10/2001	Kolpin	D3/262
D483,178	S	*	12/2003	Fiore, Jr.	D3/254
D506,062	S	*	6/2005	Whalen	D3/262
D528,790	S	*	9/2006	Sides	D3/262
D528,791	S	*	9/2006	Sides	D3/262
D532,971	S	*	12/2006	Sides	D3/262
D559,544	S	*	1/2008	Allen	D3/254
D559,545	S	*	1/2008	Allen	D3/254
D641,166	S	*	7/2011	Zivanovic	D3/262
D664,763	S	*	8/2012	Negrini	D3/262
D715,047	S	*	10/2014	Morris	D3/262
D731,789	S	*	6/2015	Quinnan	D3/262
D744,234	S	*	12/2015	Quinnan	D3/262
D744,749	S	*	12/2015	Negrini	D3/262
D759,375	S	*	6/2016	Dolfi	D3/262
D779,822	S		2/2017	Grenier et al.		
D782,192	S	*	3/2017	Scranton	D3/262
D794,958	S		8/2017	Reinhart		
D805,026	S	*	12/2017	Anderson	D13/102

(Continued)

Primary Examiner — Mitchell I. Siegel

(74) *Attorney, Agent, or Firm* — Xiaofang Zhong; Law Office of Xiaofang Zhong, PLLC

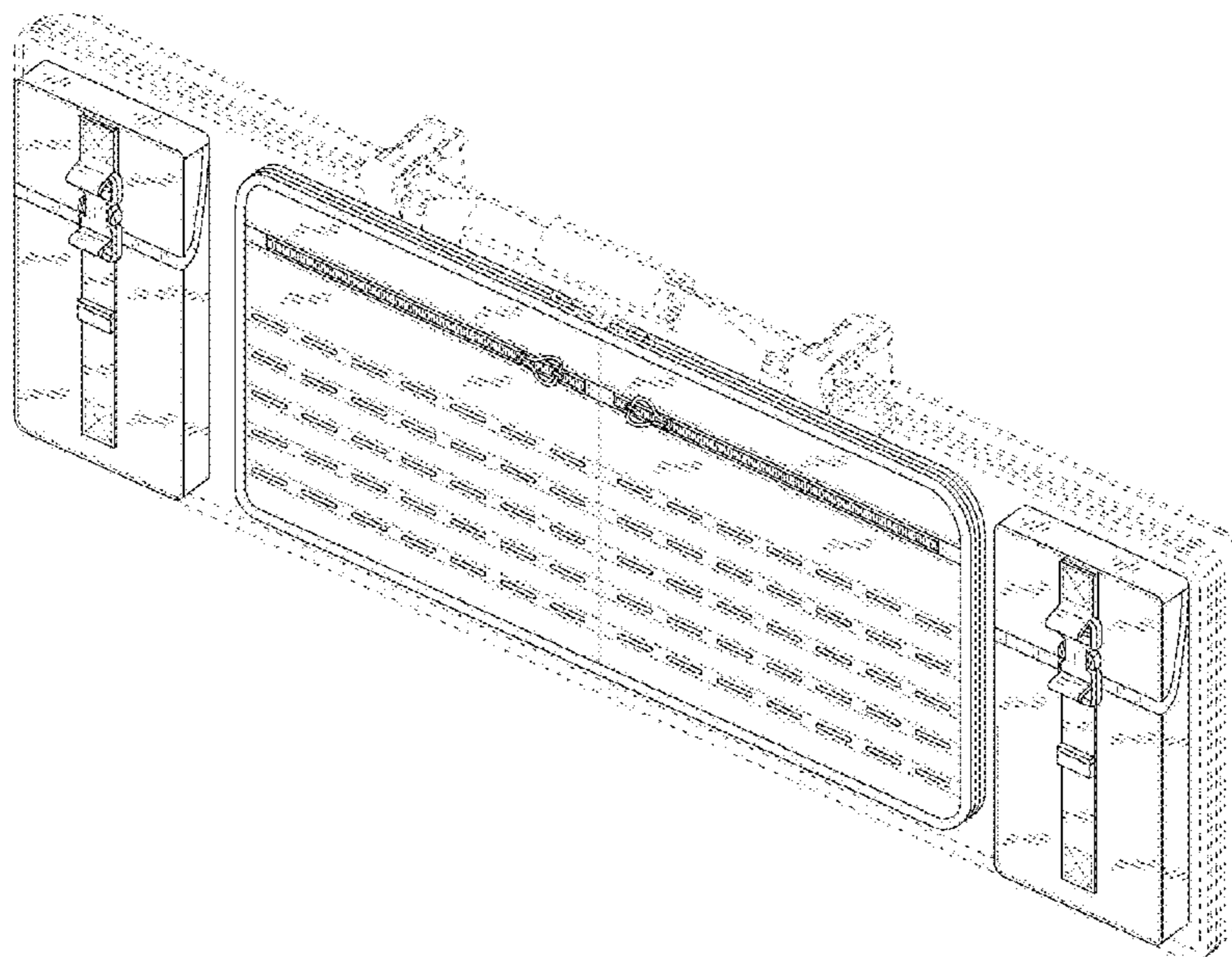
(57) **CLAIM**

The ornamental design for a rifle bag, as shown and described.

DESCRIPTION

FIG. 1 is a perspective view of a rifle bag showing my new design;
FIG. 2 is a front elevational view thereof;
FIG. 3 is a back elevational view thereof;
FIG. 4 is a bottom plan view thereof;
FIG. 5 is a top plan view thereof;
FIG. 6 is a left-side elevational view thereof; and,
FIG. 7 is a right-side elevational view thereof.
The broken lines in the drawings depict part of the rifle bag that form no part of the claimed design.

1 Claim, 5 Drawing Sheets



(56)

References Cited

U.S. PATENT DOCUMENTS

D847,505	S	*	5/2019	Tonelli	D3/279
D850,788	S	*	6/2019	Dolfi	D3/262
D852,501	S	*	7/2019	Dolfi	D3/262
D852,502	S	*	7/2019	Dolfi	D3/262
D853,721	S	*	7/2019	Dolfi	D3/262
D861,340	S	*	10/2019	Deng	D3/262
D873,007	S	*	1/2020	Tonelli	D3/279
D893,180	S	*	8/2020	Yang	D3/262
D911,703	S	*	3/2021	Yang	D3/262
D932,183	S	*	10/2021	Yang	D3/262
D932,184	S	*	10/2021	Yang	D3/262
2003/0201198	A1	*	10/2003	Gantert	A45C 3/00 206/317
2004/0079660	A1	*	4/2004	Sauey	F41C 33/06 206/317

* cited by examiner

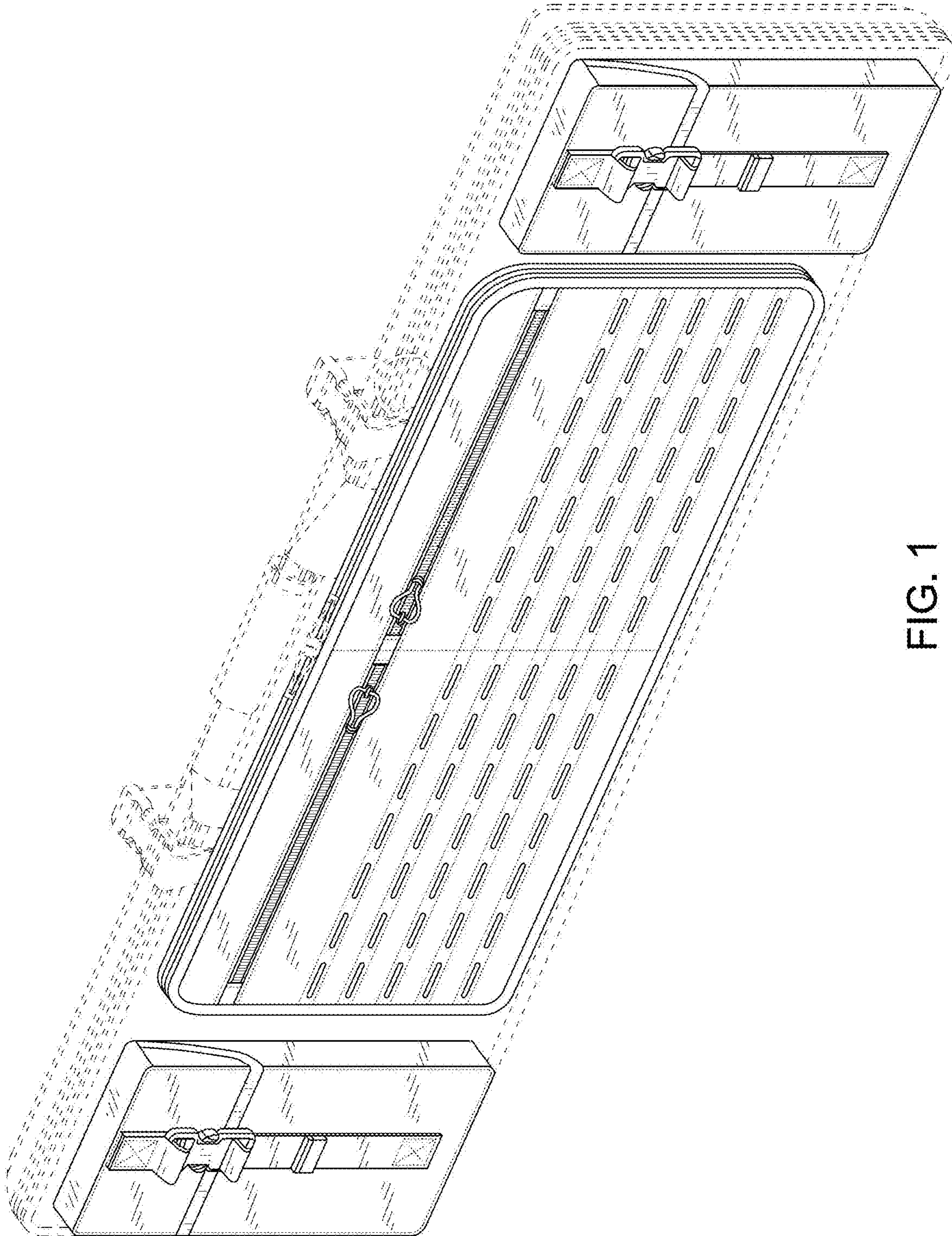


FIG. 1

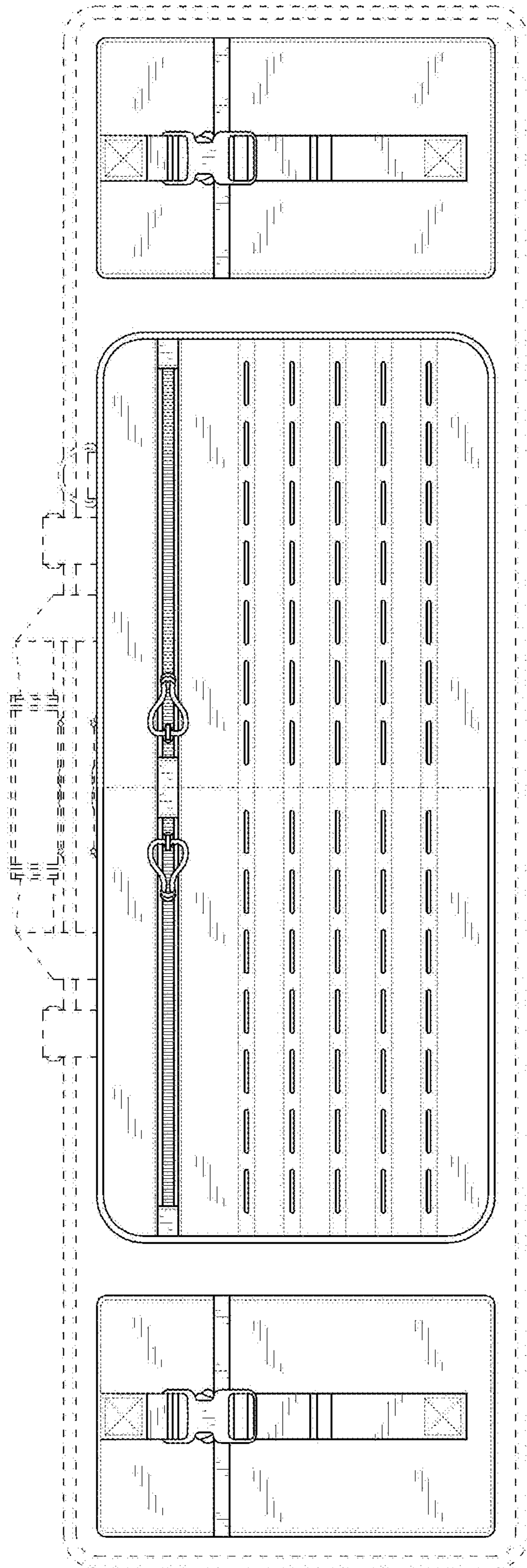


FIG. 2

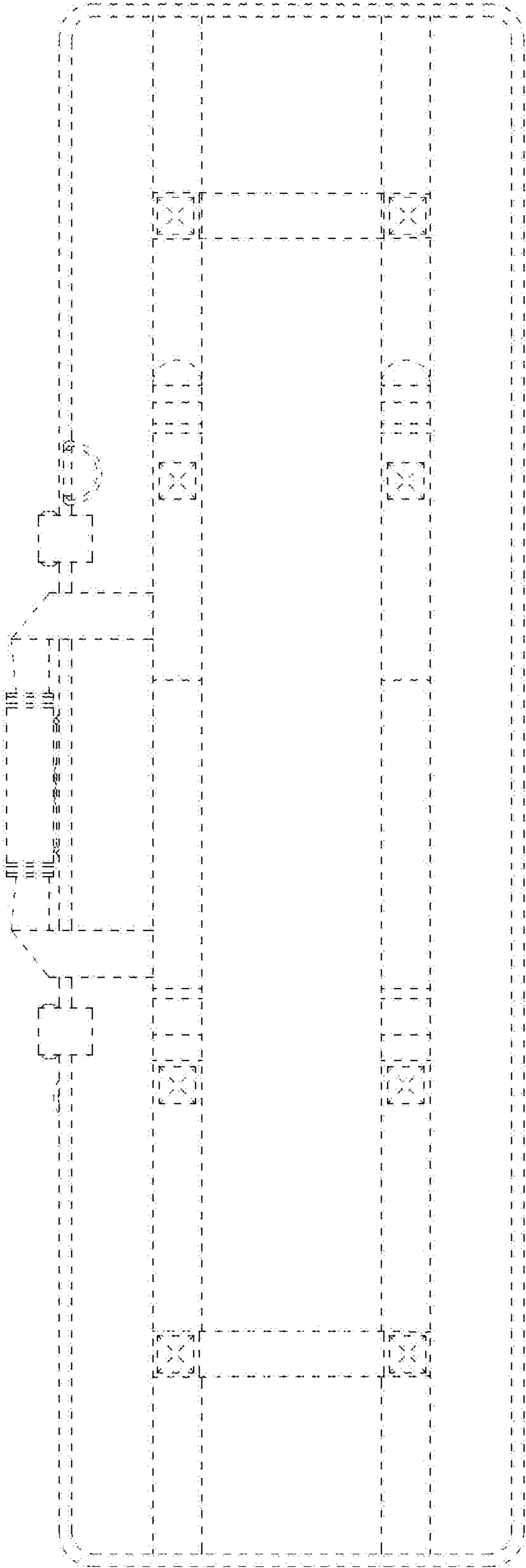


FIG. 3

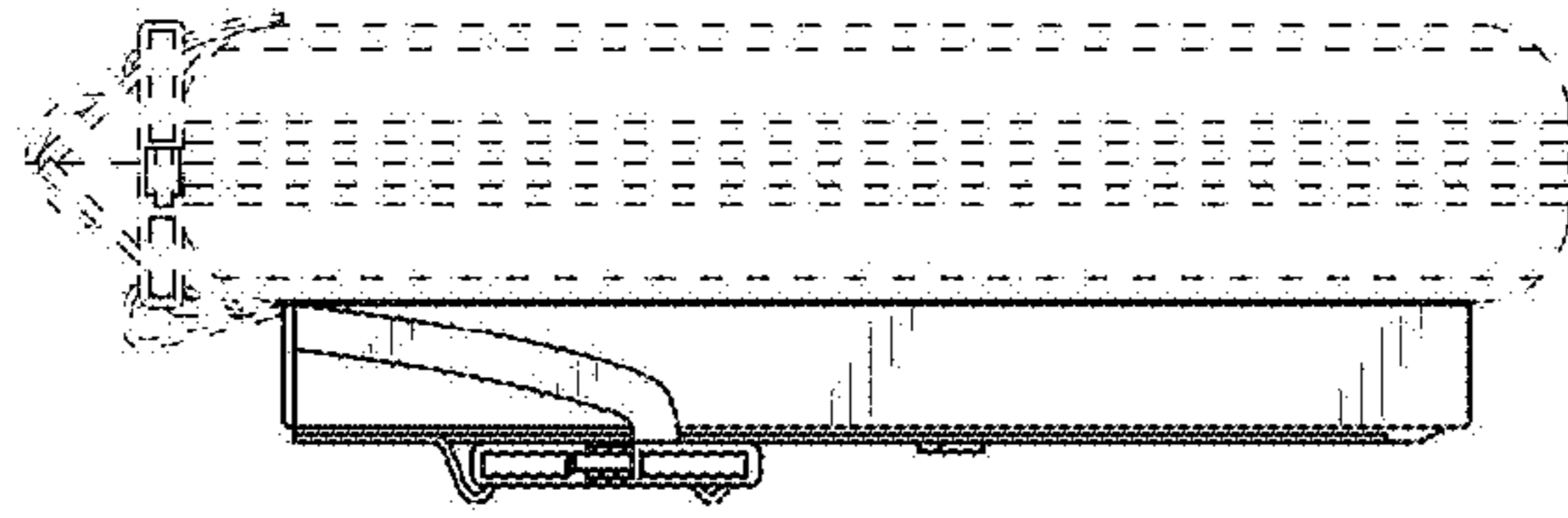


FIG. 5

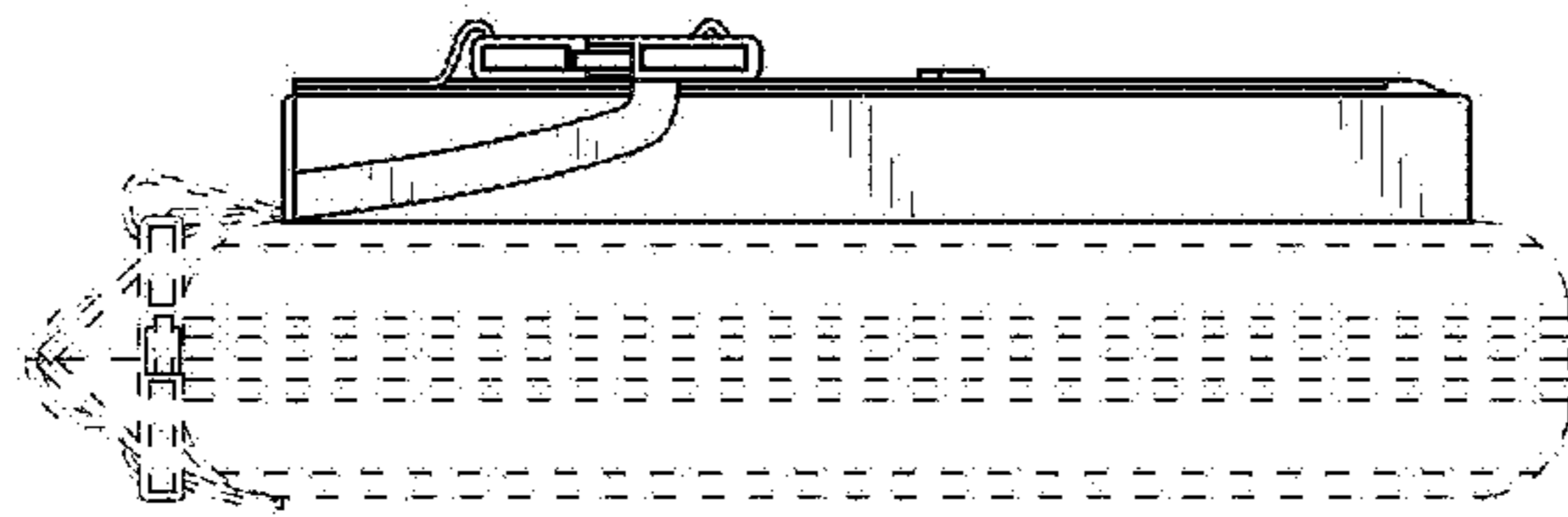


FIG. 4

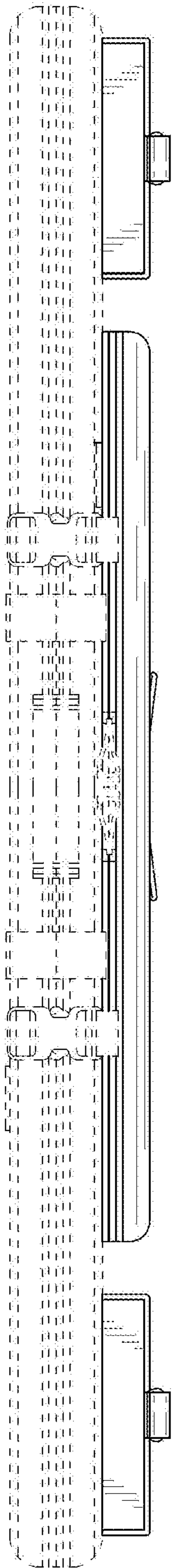


FIG. 6

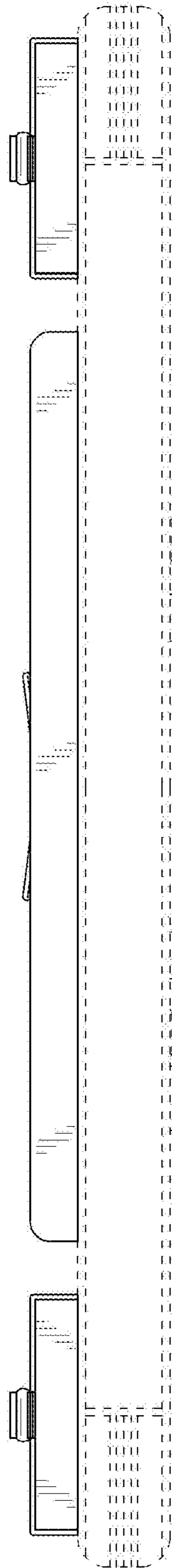


FIG. 7