



US00D945151S

(12) **United States Design Patent** (10) **Patent No.:** **US D945,151 S**
Bietsch et al. (45) **Date of Patent:** **** Mar. 8, 2022**

(54) **HOLSTER PAD**

(71) Applicant: **Kaiser Shooting Products, LLC**,
Tempe, AZ (US)

(72) Inventors: **Veronica Bietsch**, Tucson, AZ (US);
Michael Bietsch, Tucson, AZ (US)

(73) Assignee: **Kaiser Shooting Products, LLC**,
Tempe, AZ (US)

(**) Term: **15 Years**

(21) Appl. No.: **29/741,881**

(22) Filed: **Jul. 16, 2020**

(51) **LOC (13) Cl.** **03-01**

(52) **U.S. Cl.**
USPC **D3/222**

(58) **Field of Classification Search**
USPC D2/627, 629, 639; D3/215, 220–226,
D3/228–230, 262, 269, 303–304, 318,
D3/327–328; D8/71; D22/108–109,
D22/117–118, 199; D19/75, 77, 81,
D19/84–85, 102, 107; D24/190, 200,
D24/206; D6/601

CPC F41C 33/001; F41C 33/002; F41C 33/003;
F41C 33/01; F41C 33/0209; F41C
33/0227; F41C 33/0236; F41C 33/0254;
F41C 33/0263; F41C 33/041; F41C
33/043; F41C 33/045; F41C 33/046;
F41C 33/048; F41C 33/06; A45F 3/005;
A45F 3/02; A45F 3/06; A45F 3/14; A45F
2003/001; A45F 2003/006; A45F
2003/007; A45F 2003/045; A45F
2003/047; A45F 2003/148; A45F 5/00;
A45F 5/02; A45F 5/021; A45F 2005/025;
A45F 2200/025; A45F 2200/05; A45F
2200/0525; A45F 2200/0508; A45F
2200/0516; A45F 2200/0575; A45F
2200/0591; A45C 11/04; A41F 11/00;
A41F 11/16; Y10S 224/911

See application file for complete search history.

(56) **References Cited**

U.S. PATENT DOCUMENTS

2,590,187 A * 3/1952 Langos B65D 81/363
224/575
D200,807 S * 4/1965 Mason D3/262
D270,929 S * 10/1983 Shasteen D3/222

(Continued)

OTHER PUBLICATIONS

Birchwood Casey Epoxy Holster Size 4, first available Apr. 27,
2020, amazon.com [online], [site visited Sep. 23, 2021], Available
at internet URL: <https://www.deansafe.com/products/stl-pistol-holster-compact> (Year: 2020).*

(Continued)

Primary Examiner — Jeffrey D Asch

Assistant Examiner — Caitlin A Lavery

(74) *Attorney, Agent, or Firm* — Barlow, Josephs &
Holmes, Ltd.; Stephen J. Holmes

(57) **CLAIM**

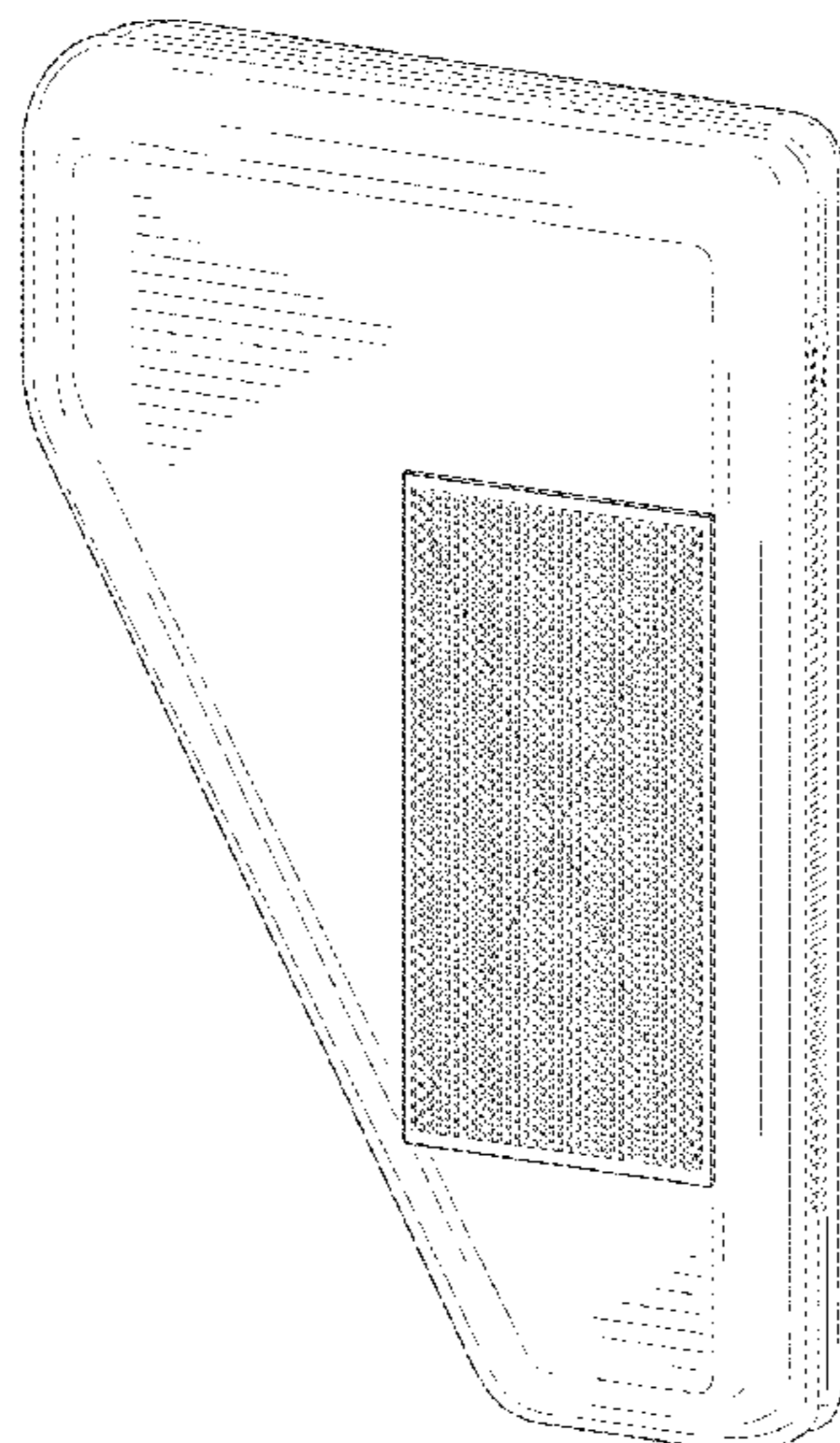
The ornamental design for a holster pad, as shown and
described.

DESCRIPTION

FIG. 1 is a perspective view of a holster pad in accordance
with the present design;
FIG. 2 is front view thereof;
FIG. 3 is a rear view thereof;
FIG. 4 is a rear view thereof;
FIG. 5 is a front thereof,
FIG. 6 is a top view thereof;
FIG. 7 is a bottom view thereof; and,
FIG. 8 is a front view showing an environmental holster in
broken line.

The broken line elements in the figures form no part of the
claimed design.

1 Claim, 6 Drawing Sheets



(56)

References Cited

U.S. PATENT DOCUMENTS

D283,043 S * 3/1986 Pitts D3/222
 D292,647 S * 11/1987 Remington D3/222
 D307,979 S * 5/1990 Purvis D3/208
 D313,699 S * 1/1991 Remington D3/222
 5,409,153 A * 4/1995 Ristich A45C 1/04
 150/112
 D368,822 S * 4/1996 Gibree 5/653
 D371,232 S * 7/1996 Fleming D2/853
 D391,111 S * 2/1998 Graebe 5/653
 D408,136 S * 4/1999 Pesce, Jr. D3/228
 D487,343 S * 3/2004 Neher D3/222
 D522,214 S * 6/2006 Noell D2/836
 D543,022 S * 5/2007 Alon D3/218
 D630,428 S * 1/2011 Hong D3/226
 D668,310 S * 10/2012 Verheyen D22/108
 D784,014 S * 4/2017 Scranton D3/262
 D789,078 S * 6/2017 Paniwozik D3/222
 D796,194 S * 9/2017 Scranton D3/262
 D807,030 S * 1/2018 Moultrie D3/222

D824,695 S * 8/2018 Campilii D6/601
 D847,496 S * 5/2019 Smart, Sr. D3/222
 D868,500 S * 12/2019 Rowe D6/601
 D880,850 S * 4/2020 Romani D3/222
 D896,523 S * 9/2020 Marshall D3/318
 D928,533 S * 8/2021 Kaba D6/601
 D928,847 S * 8/2021 Baucom D15/28
 2009/0025117 A1 * 1/2009 French F41C 33/0218
 2/69

OTHER PUBLICATIONS

Sticky Holsters SM3, first available Jun. 5, 2013, amazon.com [online], [site visited Sep. 23, 2021], Available at internet URL: <https://www.amazon.com/Sticky-Holsters-SM-3-Small-Black/dp/B00D7NZCDW> (Year: 2013).*

Stealth Compact Velcro Pistol Holster, unknown first available date, deansafe.com [online], [site visited Sep. 23, 2021], Available at internet URL: <https://www.deansafe.com/products/stl-pistol-holster-compact> (Year: 2021).*

* cited by examiner

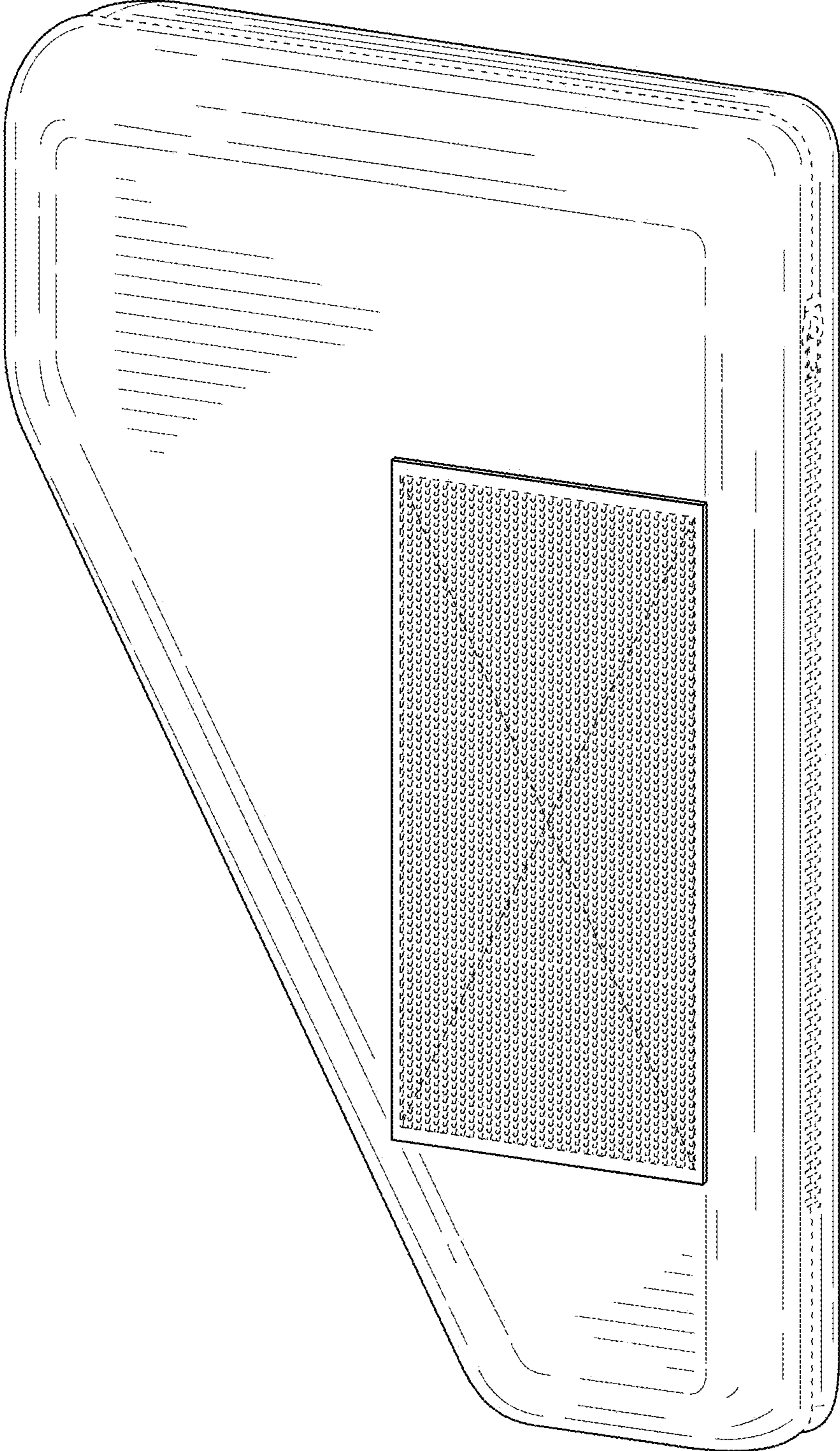


FIG. 1

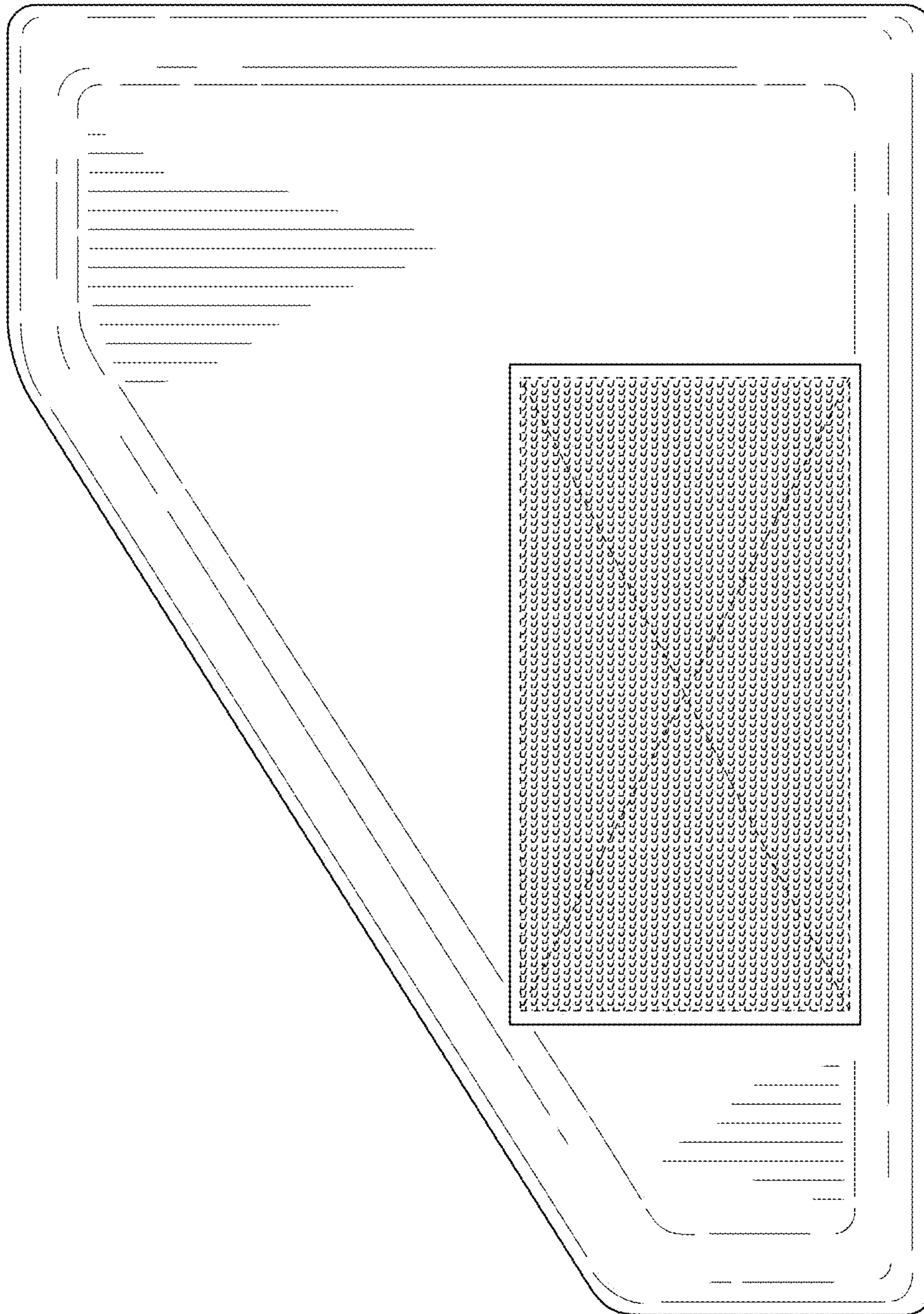


FIG. 2

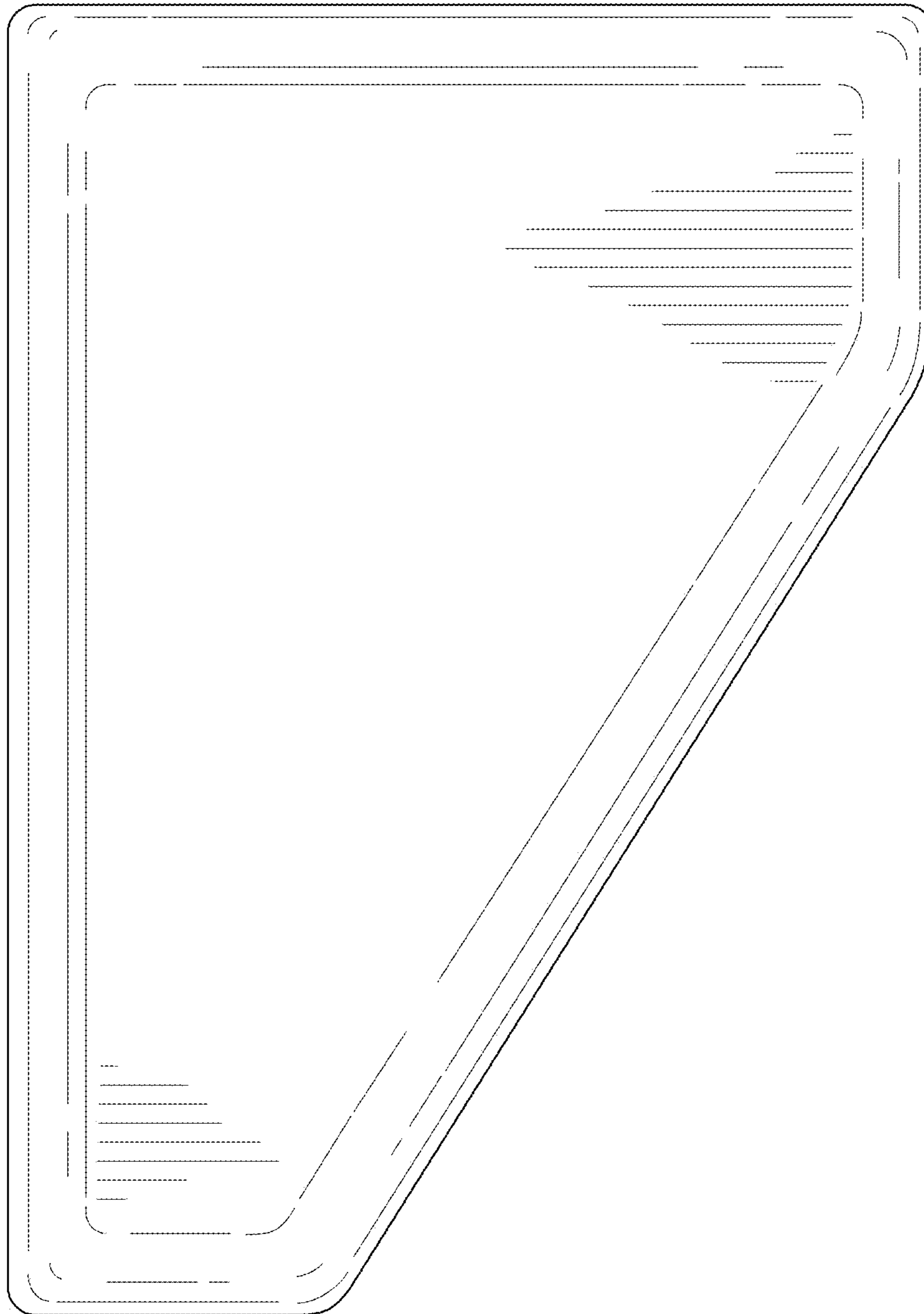


FIG. 3

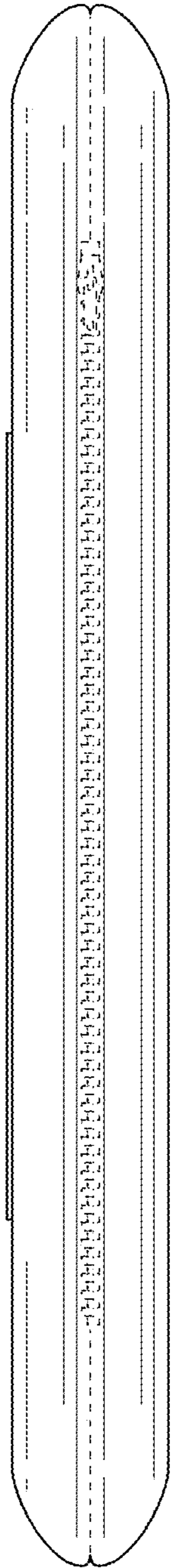


FIG. 4




FIG. 5

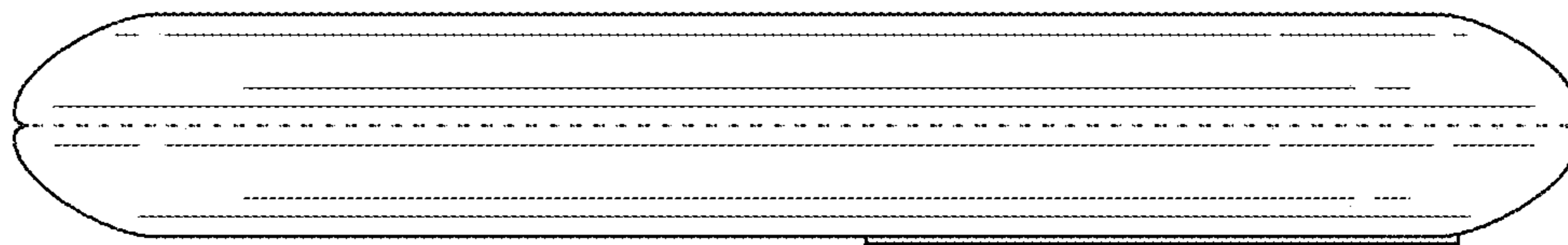


FIG. 6




FIG. 7

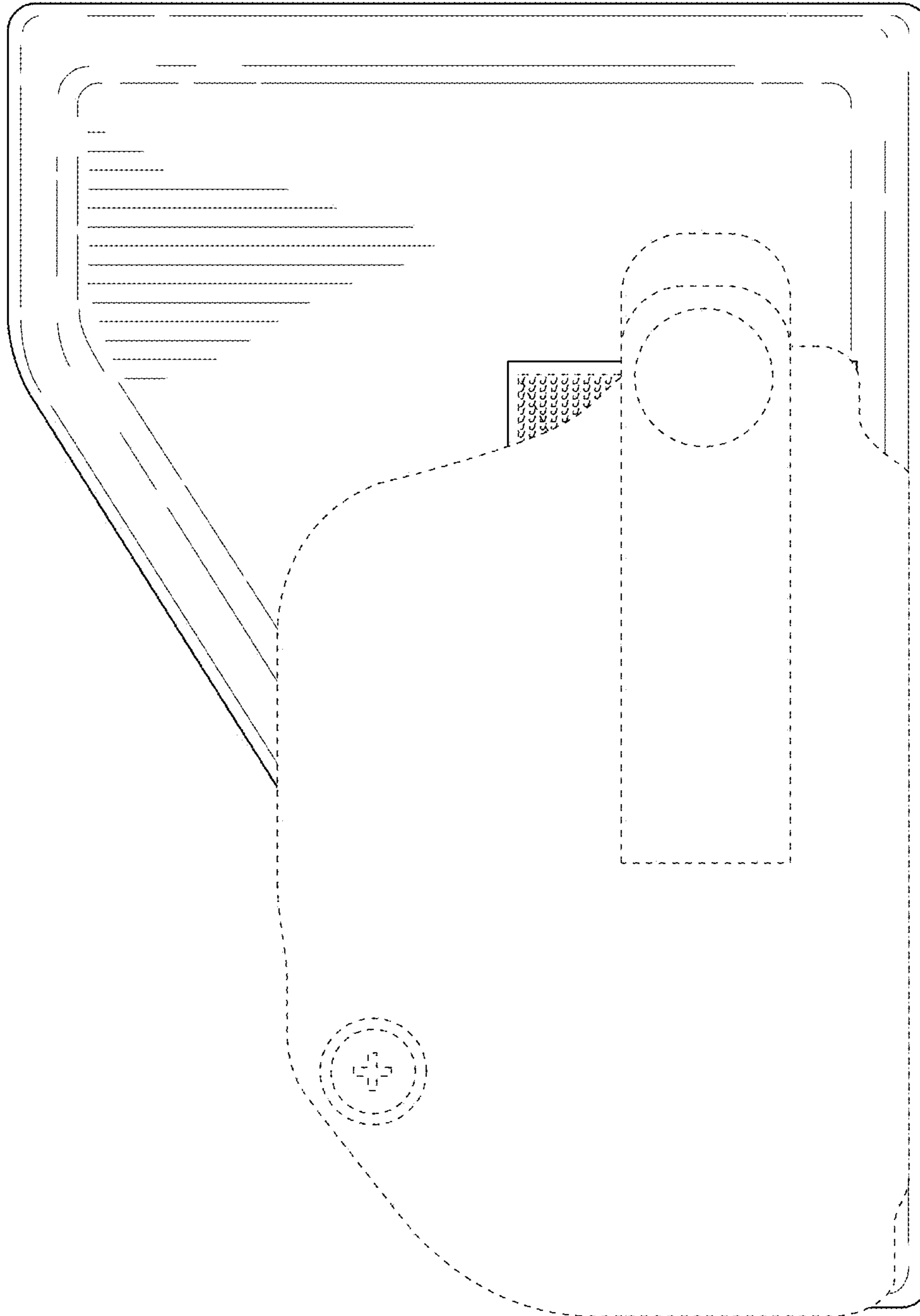


FIG. 8