



US00D945131S

(12) **United States Design Patent** (10) **Patent No.:** **US D945,131 S**
Greenhalgh et al. (45) **Date of Patent:** **** Mar. 8, 2022**

- (54) **SOLE**
- (71) Applicant: **Reebok International Limited**, London (GB)
- (72) Inventors: **John Greenhalgh**, Foxboro, MA (US); **William Marvin**, Canton, MA (US)
- (73) Assignee: **Reebok International Limited**, London (GB)
- (**) Term: **15 Years**
- (21) Appl. No.: **29/805,173**
- (22) Filed: **Aug. 25, 2021**

Related U.S. Application Data

- (63) Continuation of application No. 29/696,427, filed on Jun. 27, 2019, now Pat. No. Des. 930,335, which is a continuation of application No. 29/617,383, filed on Sep. 13, 2017, now Pat. No. Des. 857,358.
- (51) **LOC (13) Cl.** **02-04**
- (52) **U.S. Cl.**
USPC **D2/947; D2/960**
- (58) **Field of Classification Search**
USPC D2/902, 906, 908, 916, 918, 925, D2/946-962, 977; 36/1, 1.5, 3 B, 22 R, 36/24.5, 25 R, 28, 32 R, 34 R, 59 C, 36/67 A, 101-107, 114-116, 117.3, 117.4, 36/124-136
CPC A43B 13/00; A43B 13/02; A43B 13/023; A43B 13/026; A43B 13/04; A43B 13/08; A43B 13/10; A43B 13/12; A43B 13/14; A43B 13/141; A43B 13/143; A43B 13/16; A43B 13/18; A43B 13/181; A43B 13/187; A43B 13/189; A43B 13/20; A43B 13/22; A43B 13/223; A43B 13/24; A43B 13/28; A43B 13/30; A43B 13/32; A43B 13/34; A43B 13/36

See application file for complete search history.

- (56) **References Cited**
U.S. PATENT DOCUMENTS
D324,940 S * 3/1992 Claveria D2/947
D542,522 S * 5/2007 Fujita D2/946
D569,587 S * 5/2008 James D2/908
D569,588 S * 5/2008 James D2/908
D717,029 S * 11/2014 Young D2/947
D723,778 S 3/2015 Miner
D725,359 S 3/2015 Miner
D748,385 S 2/2016 Birkinhead et al.
D749,310 S 2/2016 Greenhalgh
D768,368 S 10/2016 Birkinhead et al.
D768,968 S * 10/2016 Howe D2/947
D784,667 S * 4/2017 Wright D2/947
D784,668 S * 4/2017 Pauk D2/947
(Continued)

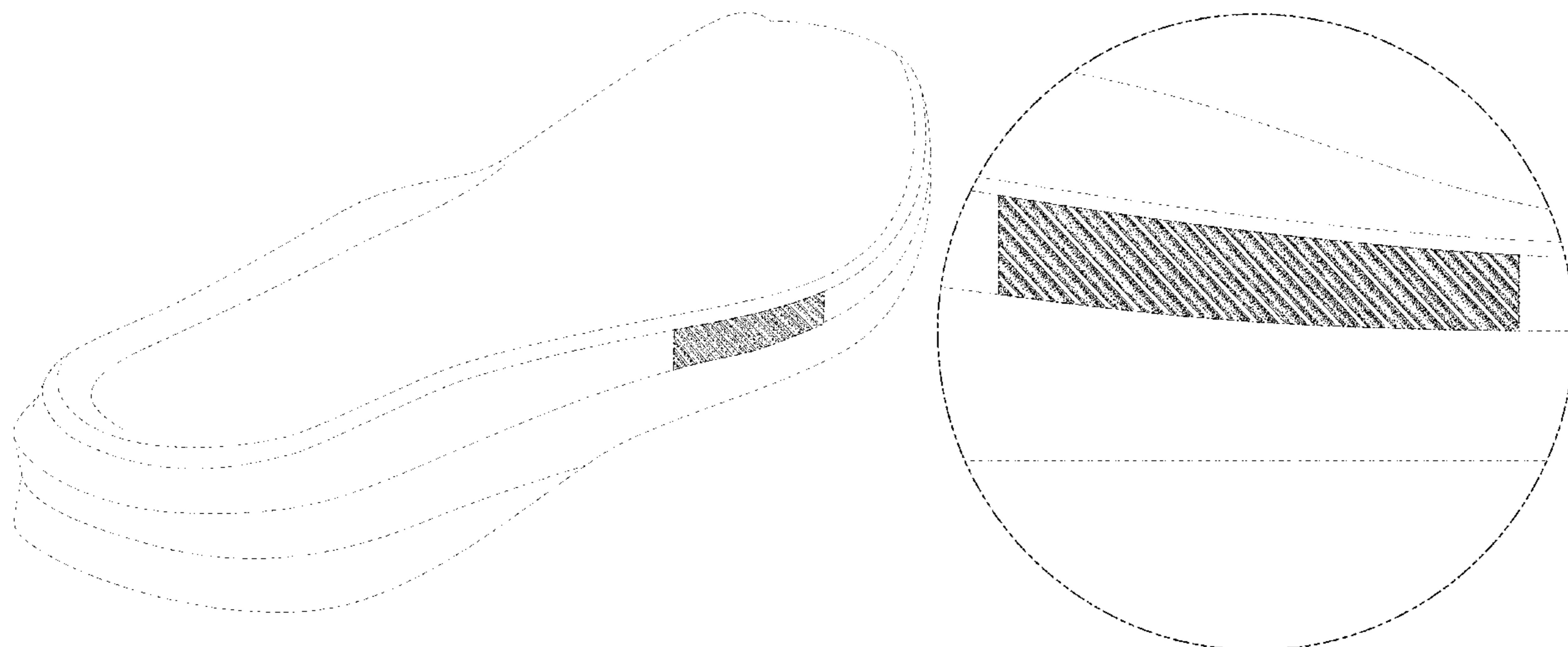
Primary Examiner — Jonathan J Han
(74) *Attorney, Agent, or Firm* — Sterne, Kessler, Goldstein & Fox P.L.L.C.

- (57) **CLAIM**
The ornamental design for a sole, as shown and described.

DESCRIPTION

FIG. 1 is a side view of a sole showing the claimed design; FIG. 2 is a front side perspective view thereof; FIG. 3 is a rear side perspective view thereof; and, FIG. 4 is an enlarged view of the area 4 encircled by dot-dot-dash lines in FIG. 1. The dashed broken lines in the figures show portions of the sole that form no part of the claimed design. The dot-dash broken lines in the figures show boundaries that form no part of the claimed design. The dot-dot-dash broken lines in the figures and the area(s) outside the dot-dot-dash lines show portions of the sole that form no part of the claimed design.

1 Claim, 4 Drawing Sheets



(56)

References Cited

U.S. PATENT DOCUMENTS

D787,169 S 5/2017 Sassi
D788,416 S * 6/2017 Chang D2/947
D790,171 S * 6/2017 Lee D2/947
D790,819 S 7/2017 Seamarks
D791,455 S 7/2017 Birkinhead et al.
D792,685 S * 7/2017 Parrett D2/947
D793,680 S 8/2017 Lee
D796,803 S * 9/2017 Nethongkome D2/947
D796,812 S * 9/2017 Odinet D2/972
D796,816 S * 9/2017 Klein D2/972
D798,556 S * 10/2017 Sullivan D2/947
D805,273 S 12/2017 Birkinhead et al.
D810,408 S * 2/2018 Hernandez D2/947
D814,155 S * 4/2018 Hernandez D2/947
D816,956 S * 5/2018 Sokol D2/947
D821,714 S * 7/2018 Chang D2/947
D834,291 S * 11/2018 Chang D2/947
D834,800 S * 12/2018 Raysse D2/947
D836,891 S * 1/2019 Benzien D2/947
D843,699 S * 3/2019 Cin D2/947
D844,306 S * 4/2019 Hobson D2/951
D848,132 S * 5/2019 Piacentini D2/972
D857,358 S 8/2019 Greenhalgh et al.
D868,436 S * 12/2019 Toonkel D2/947
D889,787 S * 7/2020 McKenzie D2/947
D904,739 S * 12/2020 Ernst D2/947
D910,985 S * 2/2021 Head D2/947
D917,144 S * 4/2021 Jensen D2/960
D930,335 S * 9/2021 Greenhalgh D2/947
2017/0119091 A1 5/2017 Bischoff et al.

* cited by examiner

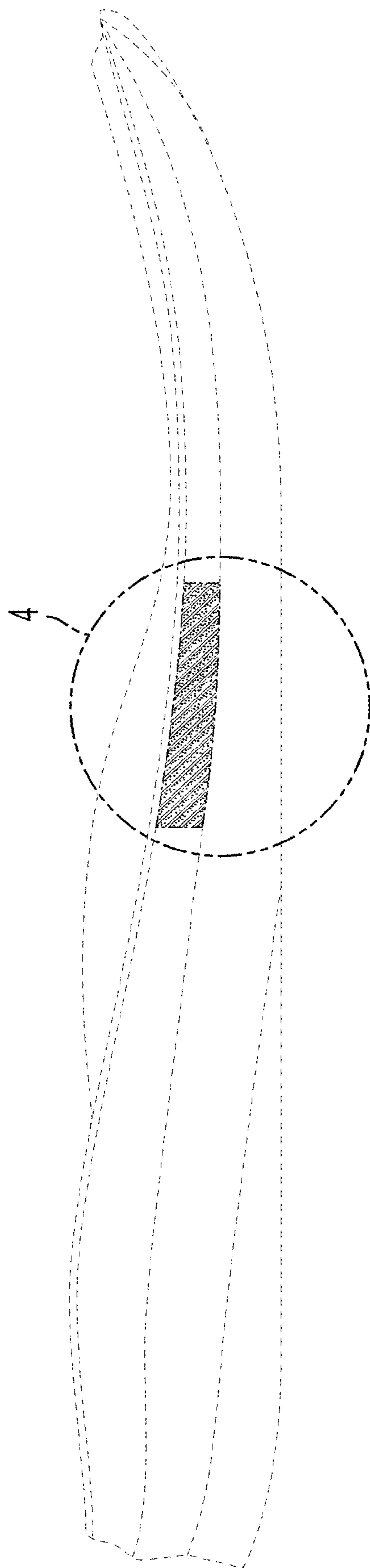


FIG. 1



FIG. 2

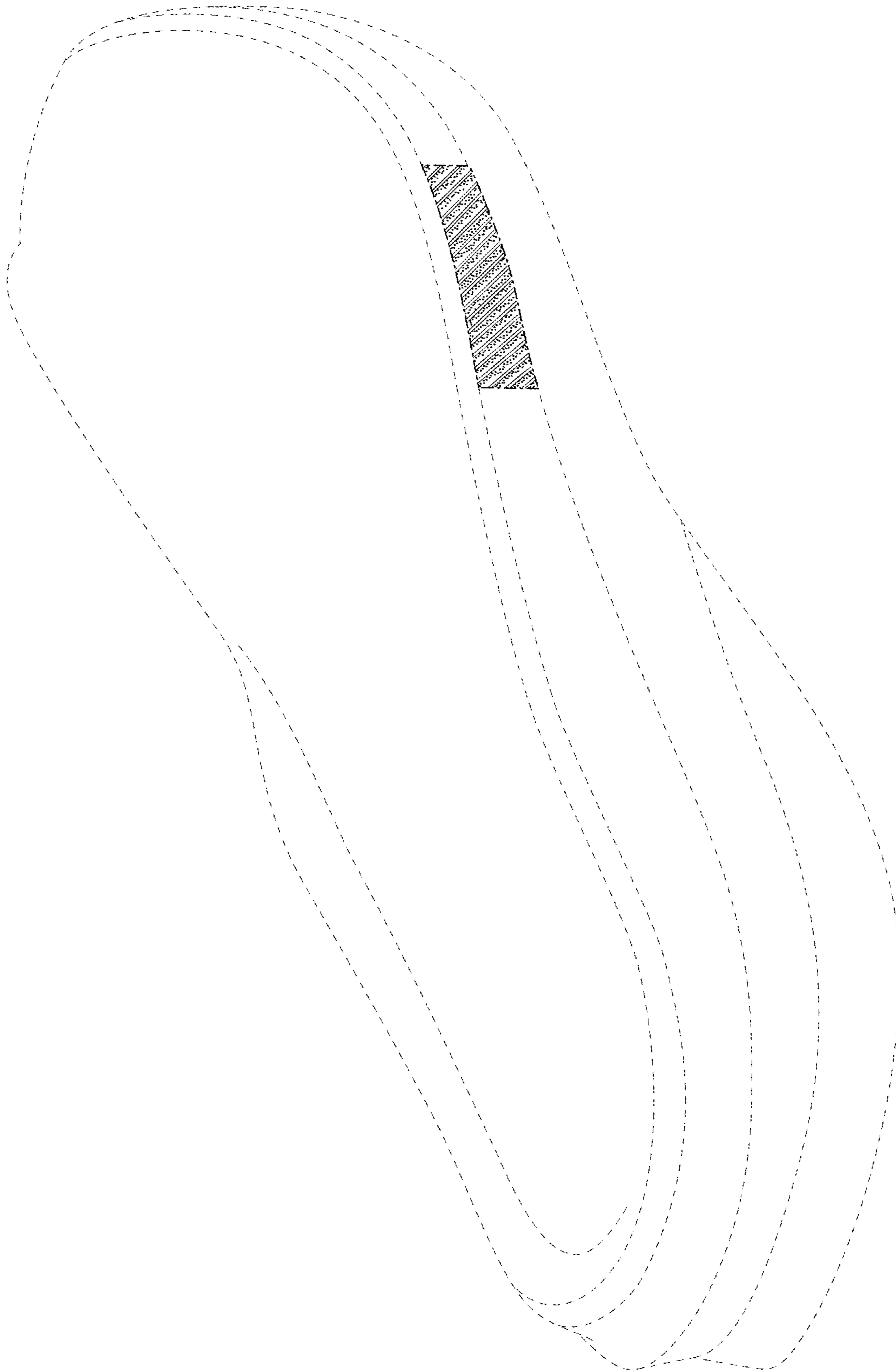


FIG. 3

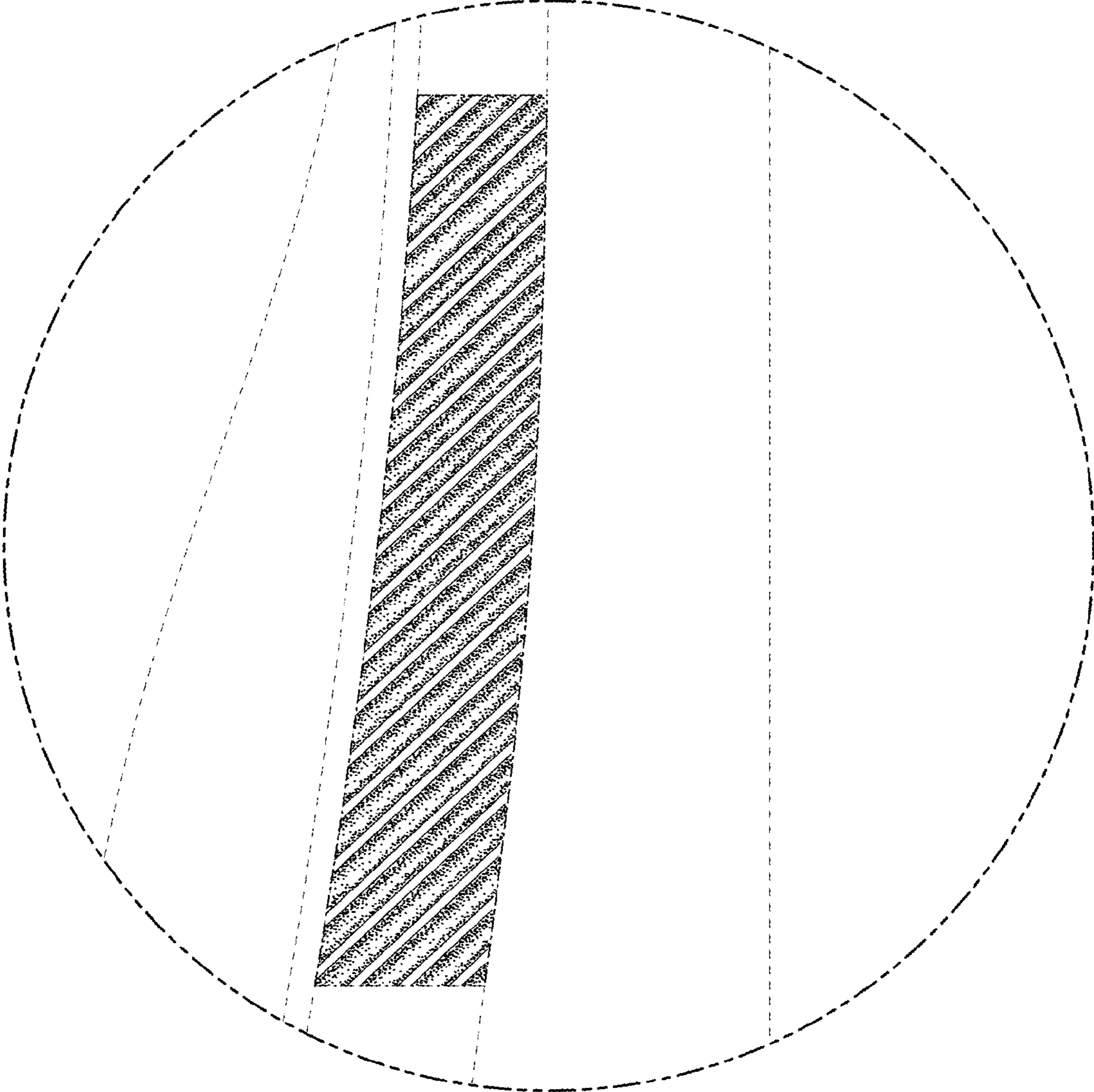


FIG. 4