



US00D945113S

(12) **United States Design Patent** (10) **Patent No.:** **US D945,113 S**
Davis (45) **Date of Patent:** **** Mar. 8, 2022**

(54) **NECKWEAR WITH ELECTRIC WARMER**

(56) **References Cited**

(71) Applicant: **Kozy Holdings LLC**, Bainbridge Island, WA (US)
 (72) Inventor: **Jarid Ray Davis**, Stateline, NV (US)
 (73) Assignee: **Kozy Holdings LLC**, Bainbridge Island, WA (US)
 (**) Term: **15 Years**
 (21) Appl. No.: **29/765,371**
 (22) Filed: **Jan. 7, 2021**

U.S. PATENT DOCUMENTS

D180,474 S *	6/1957	Desbrow	D2/607
D644,139 S *	8/2011	Kalbach	D11/3
D655,080 S *	3/2012	Burrows	D3/215
D669,658 S *	10/2012	Hilgeman	D2/501
D681,504 S *	5/2013	Kalbach	D11/201
D751,267 S *	3/2016	Babcock Gessler	D2/500
D781,570 S *	3/2017	Andersen	D3/215
D859,841 S *	9/2019	Zhong	D3/327
D863,754 S *	10/2019	Baker, IV	D3/215
D880,148 S *	4/2020	Akana	D3/218
D917,172 S *	4/2021	Dumas	A44C 5/18
			D3/327
2007/0229296 A1 *	10/2007	Kohrman	A45F 5/00
			340/692
2009/0255095 A1 *	10/2009	Gillard	A45F 5/00
			24/3.13

Related U.S. Application Data

(60) Division of application No. 29/635,215, filed on Jan. 29, 2018, now Pat. No. Des. 918,528, which is a continuation-in-part of application No. 29/579,693, filed on Nov. 14, 2016, now abandoned.

(51) **LOC (13) Cl.** **02-05**

(52) **U.S. Cl.**
USPC **D2/600; D3/215**

(58) **Field of Classification Search**
 USPC D2/500, 501, 508, 600, 607, 608, 609;
 D3/215, 218, 327; D11/3, 8, 200, 201,
 D11/215; D16/237, 243
 CPC .. A41D 23/00; A41D 2023/002; A41D 25/00;
 A42B 1/00; A42B 1/006; A42B 1/041;
 A42B 1/043; A42B 1/045; A42B 1/22;
 A42B 1/24; A42B 1/242; A42B 1/247;
 A42D 1/004; A44B 6/00; A45F 5/00;
 A45F 5/004; A45F 2005/006

See application file for complete search history.

* cited by examiner

Primary Examiner — Jasmine Mlinarcik

(74) *Attorney, Agent, or Firm* — Newman Du Wors LLP

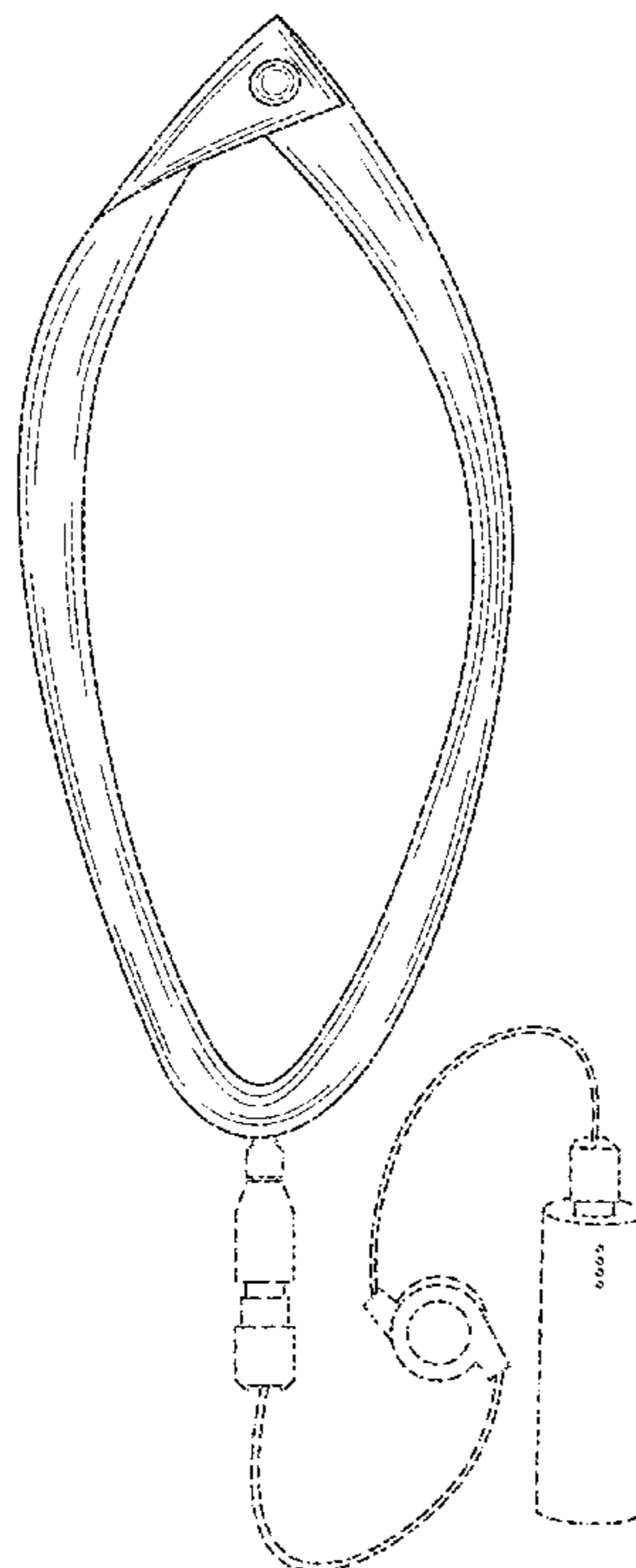
(57) **CLAIM**

I claim the ornamental design for a neckwear with electric warmer, as shown and described herein.

DESCRIPTION

FIG. 1 is a front view of a neckwear with electric warmer showing the new design; and,
 FIG. 2 is a front view of the neckwear with electric warmer. The broken lines define portions of the neckwear with electric warmer that form no part of the claimed design.

1 Claim, 2 Drawing Sheets



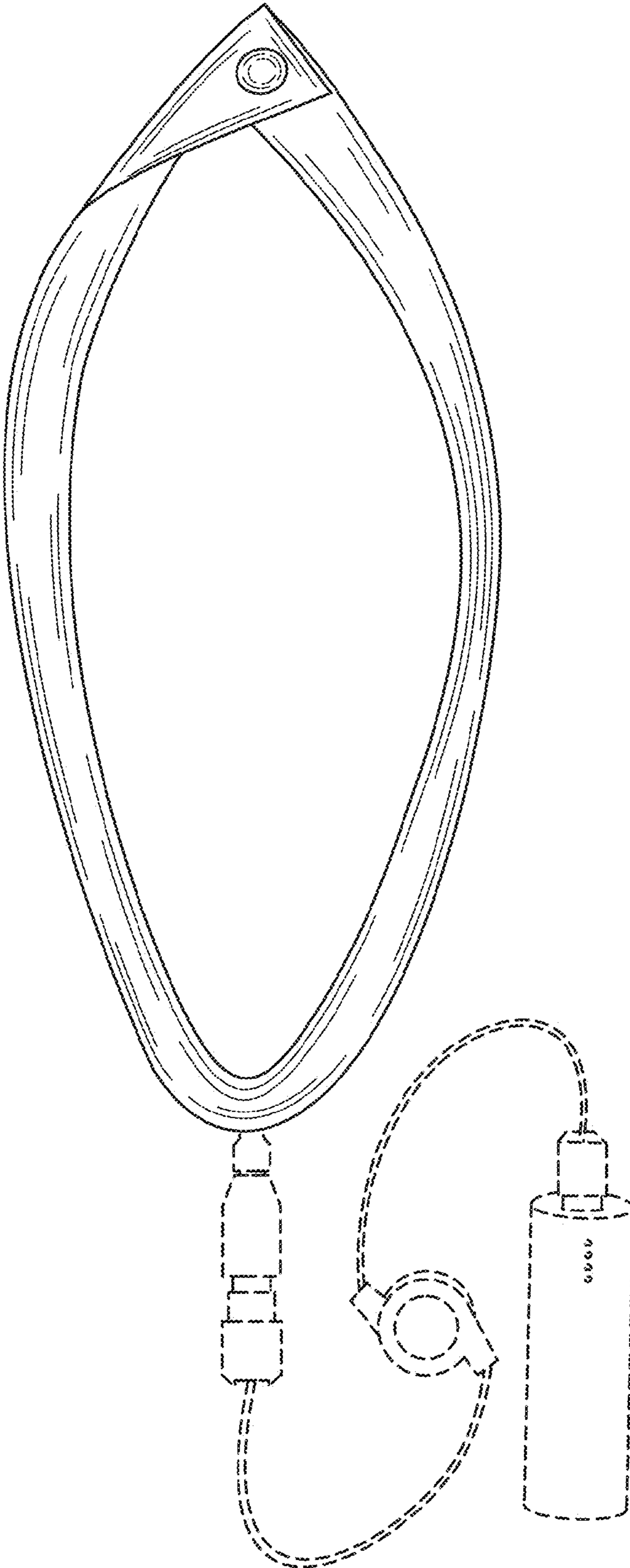


FIG. 1

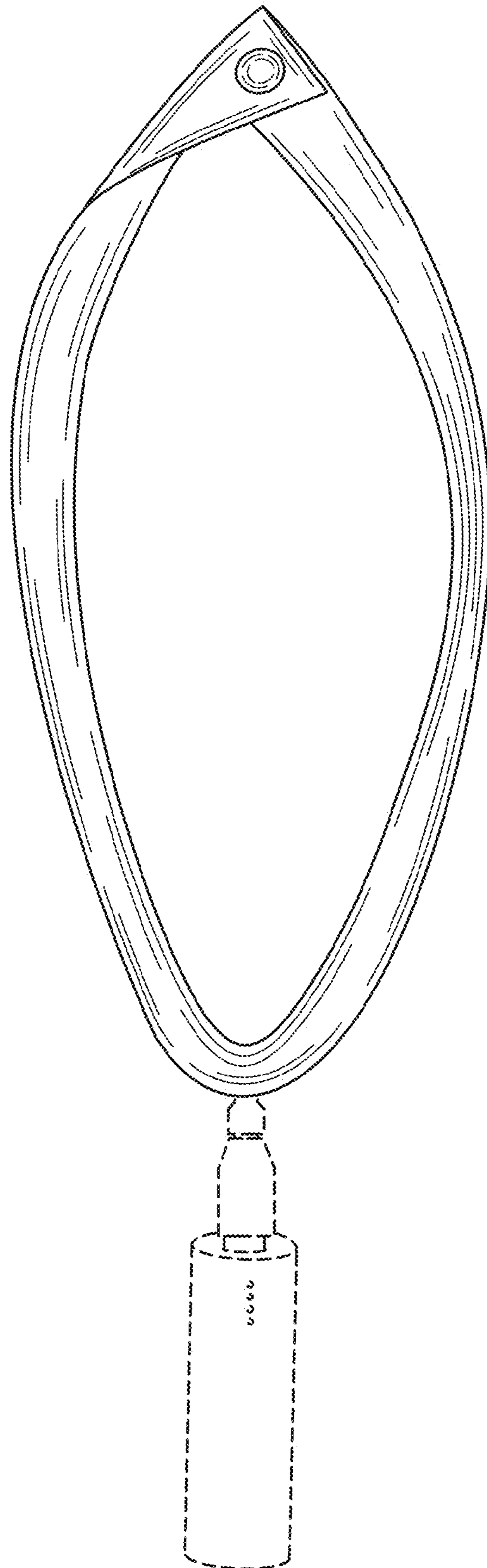


FIG. 2