



US00D945111S

(12) **United States Design Patent**  
**Pierce et al.**

(10) **Patent No.:** **US D945,111 S**  
(45) **Date of Patent:** **\*\* Mar. 8, 2022**

(54) **CONFECTION**

(71) Applicant: **The Hershey Company**, Hershey, PA (US)

(72) Inventors: **James Edward Pierce**, Mount Wolf, PA (US); **Robert Boutilier**, Toronto (CA)

(73) Assignee: **The Hershey Company**, Hershey, PA (US)

(\*\*) Term: **15 Years**

(21) Appl. No.: **29/750,036**

(22) Filed: **Sep. 10, 2020**

(51) **LOC (13) Cl.** ..... **01-01**

(52) **U.S. Cl.**  
USPC ..... **D1/121; D1/127; D1/106**

(58) **Field of Classification Search**  
USPC ..... D1/100–130, 199; 426/5, 76, 87, 92, 94, 426/95, 99, 101, 103, 108, 138–139, 143, 426/144, 279, 282, 283, 391, 514, 549, 426/660; D11/31, 121, 134, 158; D2/869; D6/598, 552; D7/544, 675, D7/676; D21/576, 584, 621, 623, 628; D12/162; D14/143; D22/125; D24/101–104  
CPC ..... A23G 3/54; A61K 9/2072; A61K 9/0004; A61K 9/2095; A61K 9/209  
See application file for complete search history.

(56) **References Cited**

**U.S. PATENT DOCUMENTS**

D241,184 S \* 8/1976 French ..... D1/106  
D241,685 S \* 10/1976 Warren ..... D1/101  
D305,191 S \* 12/1989 Wasserman ..... D7/555

D713,116 S \* 9/2014 Dingley ..... D1/121  
D719,718 S \* 12/2014 Schweitzer ..... D1/121  
D765,235 S \* 8/2016 O’Kane ..... D23/366  
D783,926 S \* 4/2017 Gao ..... D1/127  
D783,927 S \* 4/2017 Gao ..... D1/127  
D791,428 S \* 7/2017 Kanatli ..... D1/129  
D840,630 S \* 2/2019 Ling ..... D1/121  
D873,942 S \* 1/2020 Hsu ..... D21/808  
D913,148 S \* 3/2021 Chui ..... D11/133  
D925,861 S \* 7/2021 Ling ..... D1/127

\* cited by examiner

*Primary Examiner* — Katie Jane Stofko

(74) *Attorney, Agent, or Firm* — Design IP

(57) **CLAIM**

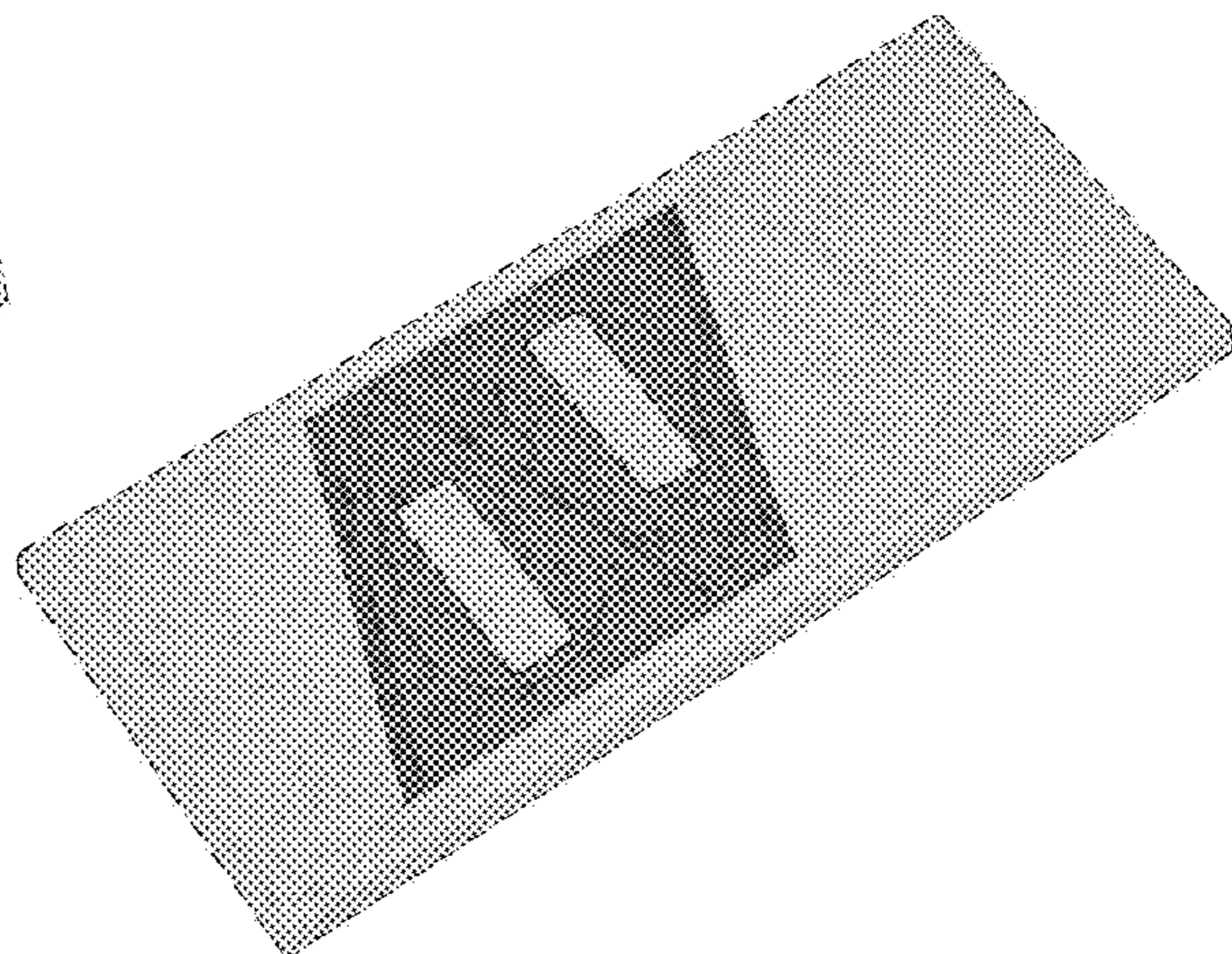

The ornamental design for a confection, as shown and described.

**DESCRIPTION**

The patent or application file contains at least one drawing executed in color. Copies of this patent or patent application publication with color drawing(s) will be provided by the Office upon request and payment of the necessary fee. FIG. 1 is a top, front, left side perspective view of a first embodiment of a confection showing our new design; FIG. 2 is a top plan view thereof; FIG. 3 is a top, front, left side perspective view of a second embodiment of a confection; FIG. 4 is a top, front, left side perspective view of a third embodiment of a confection; and, FIG. 5 is a top, front, left side perspective view of a fourth embodiment of a confection.

The dash-dot lines in FIGS. 1-5 and the areas within the dash-dot lines shown in phantom show portions of the confection that form no part of the claimed design.

**1 Claim, 5 Drawing Sheets**  
**(5 of 5 Drawing Sheet(s) Filed in Color)**






FIG. 1

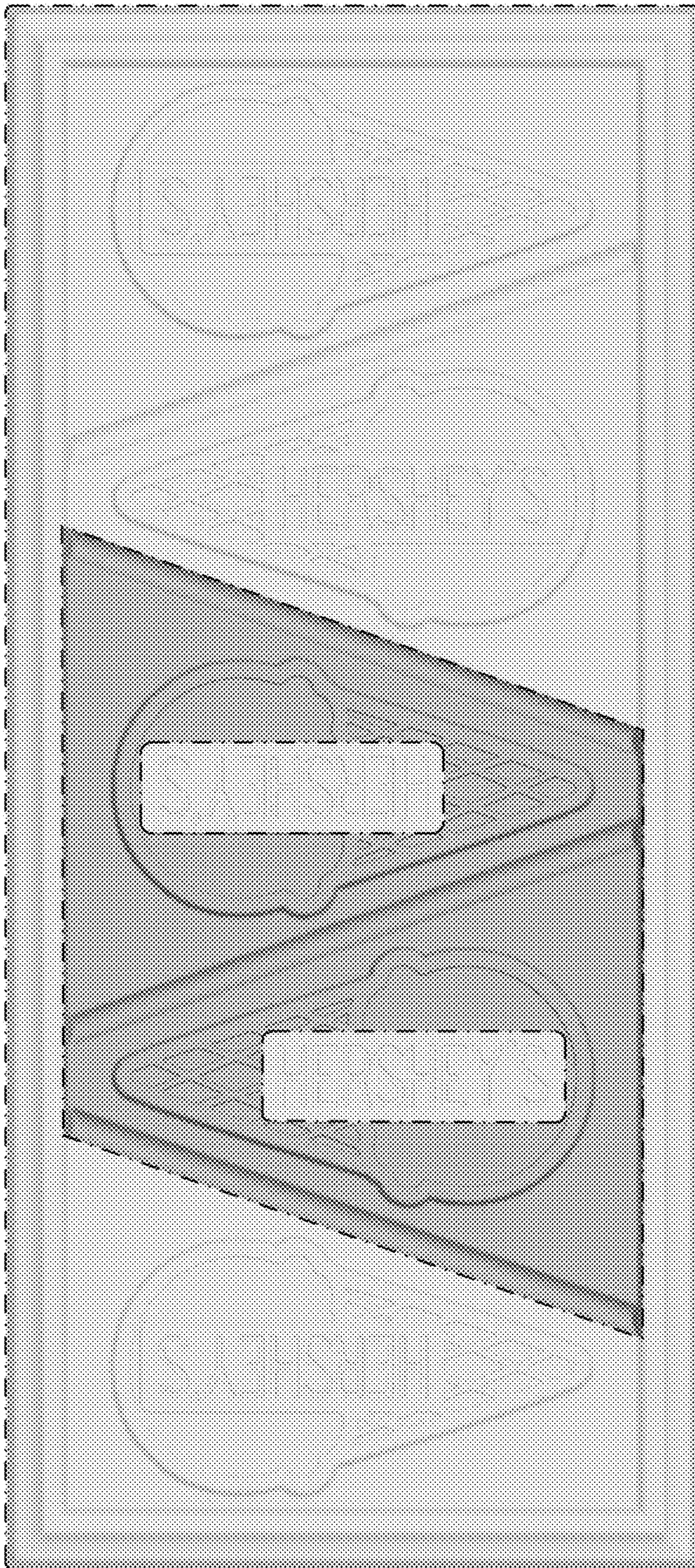


FIG. 2

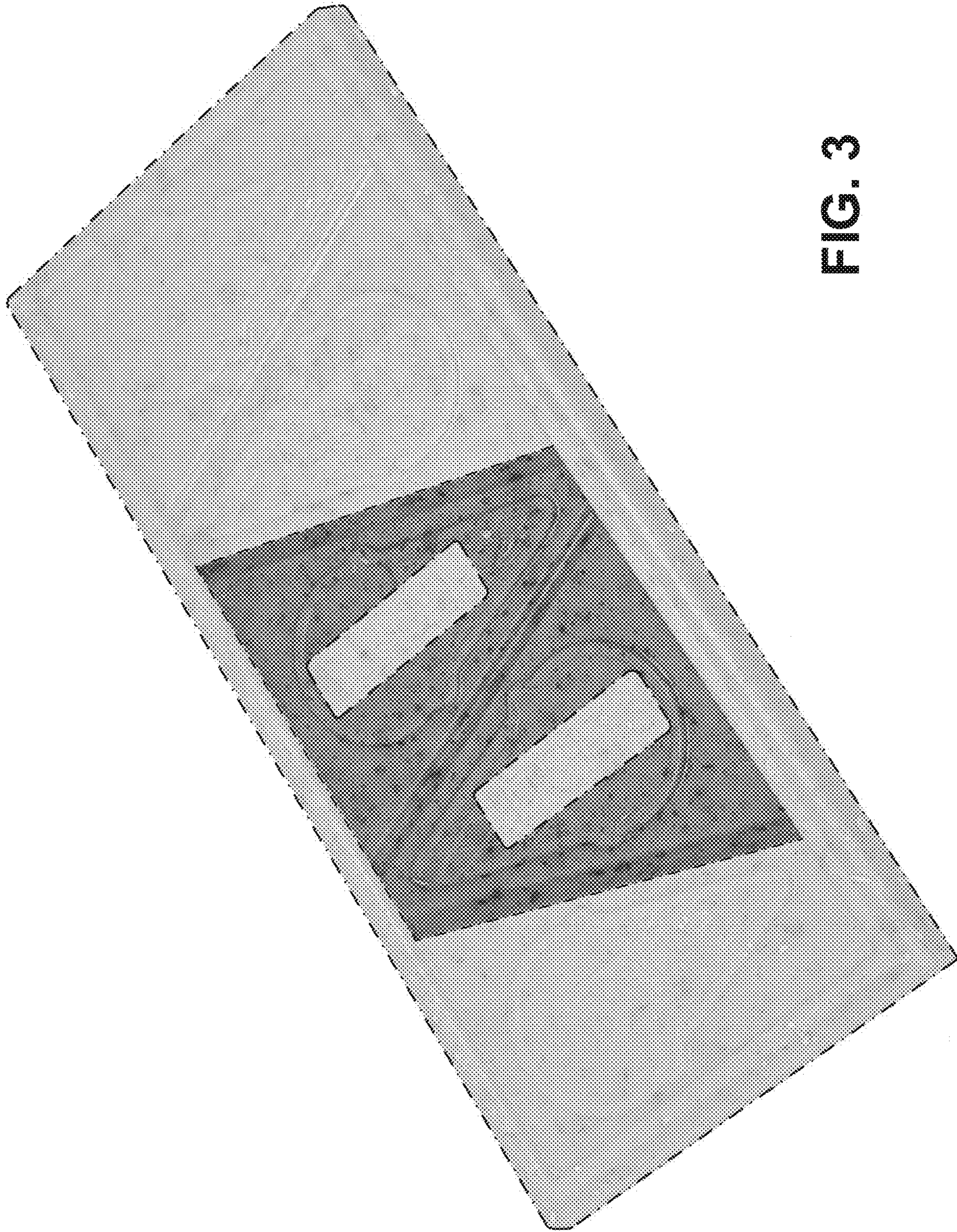


FIG. 3




FIG. 4




FIG. 5