



US00D945100S

(12) **United States Design Patent** (10) **Patent No.:** **US D945,100 S**
Hamilton (45) **Date of Patent:** **** Mar. 1, 2022**

(54) **CURVED DETAILING TOOL**
(71) Applicant: **Lilly Brush Co., LLC**, Englewood, CO (US)
(72) Inventor: **Elsie C. Hamilton**, Englewood, CO (US)
(73) Assignee: **LILLY BRUSH CO., LLC**, Englewood, CO (US)

(**) Term: **15 Years**

(21) Appl. No.: **29/746,597**

(22) Filed: **Aug. 14, 2020**

(51) **LOC (13) Cl.** **07-05**

(52) **U.S. Cl.**
USPC **D32/40; D8/14**

(58) **Field of Classification Search**
USPC D32/40, 41, 42, 43, 46, 47; D8/14, 45; D14/230
CPC ... A47L 1/06; A47L 1/00; A47L 13/20; A47L 13/254; A47L 13/11; A47L 13/10; A47L 13/16; A47L 13/12; G03D 15/02; F16K 1/22; B60S 1/38; A47K 7/03; B41F 15/40; B41F 15/42; B41F 15/14; B41F 15/44

See application file for complete search history.

(56) **References Cited**

U.S. PATENT DOCUMENTS

D233,586 S * 11/1974 Kopp D32/46
D332,160 S * 12/1992 Kuzma D32/41
D364,917 S * 12/1995 Wolf D23/260

D624,720 S * 9/2010 Motsenbocker D32/46
D719,422 S * 12/2014 Mendez D8/14
D841,911 S * 2/2019 Hamilton D32/40
D843,075 S * 3/2019 Hamilton D32/40
D846,216 S * 4/2019 Hamilton D32/40
D860,564 S * 9/2019 Cavero D32/41
D917,891 S * 5/2021 Hamilton D4/138
D919,199 S * 5/2021 Xu D30/159
D923,259 S * 6/2021 Chen D30/159
2017/0252780 A1 * 9/2017 Viola A47L 25/00

* cited by examiner

Primary Examiner — Philip S Hyder

(74) *Attorney, Agent, or Firm* — Thompson Coburn LLP

(57) **CLAIM**


The ornamental design for a curved detailing tool, as shown and described.

DESCRIPTION

FIG. 1 is a perspective view of the curved detailing tool showing my new design;
FIG. 2 is an alternative perspective view thereof;
FIG. 3 is an alternative perspective view thereof;
FIG. 4 is an alternative perspective view thereof;
FIG. 5 is an alternative perspective view thereof;
FIG. 6 is a top view thereof;
FIG. 7 is a front view thereof;
FIG. 8 is a bottom view thereof;
FIG. 9 is a rear view thereof;
FIG. 10 is a left side view thereof; and,
FIG. 11 is a right side view thereof.

The broken lines depict portions of the curved detailing tool in which the design is embodied that are not considered part of the claimed design.

1 Claim, 6 Drawing Sheets



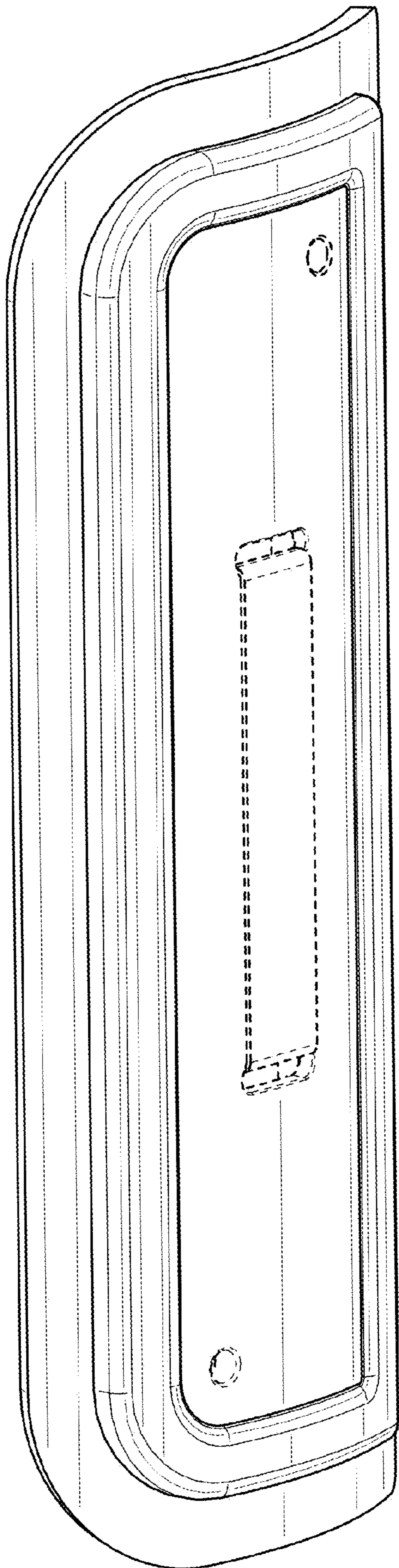


FIG. 1

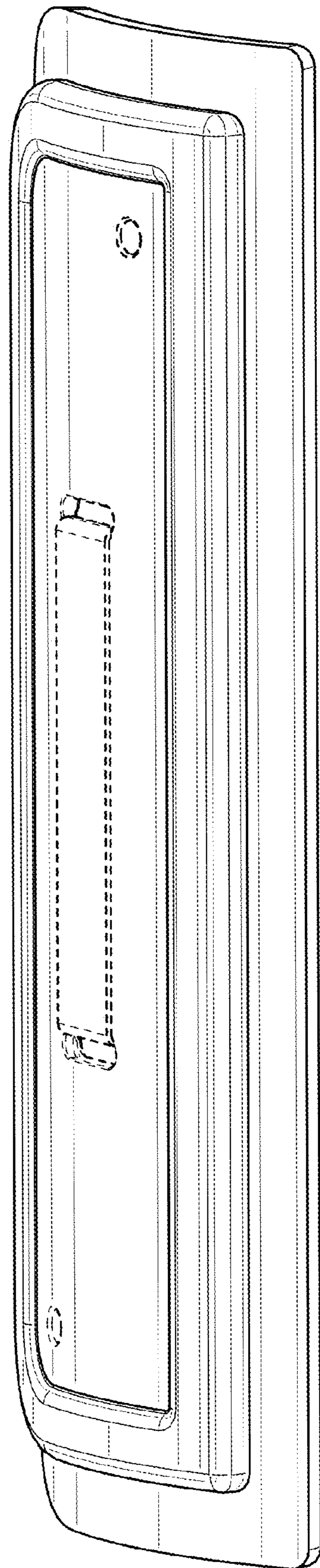


FIG. 2




FIG. 3




FIG. 4




FIG. 5




FIG. 6

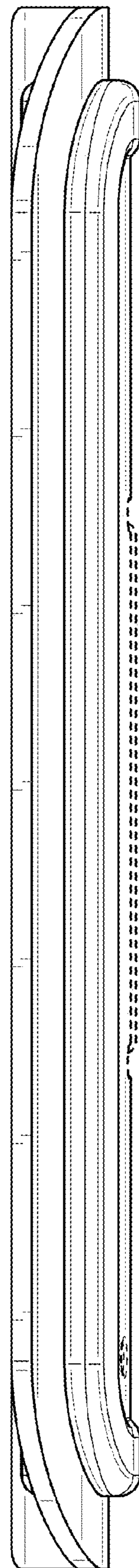


FIG. 7

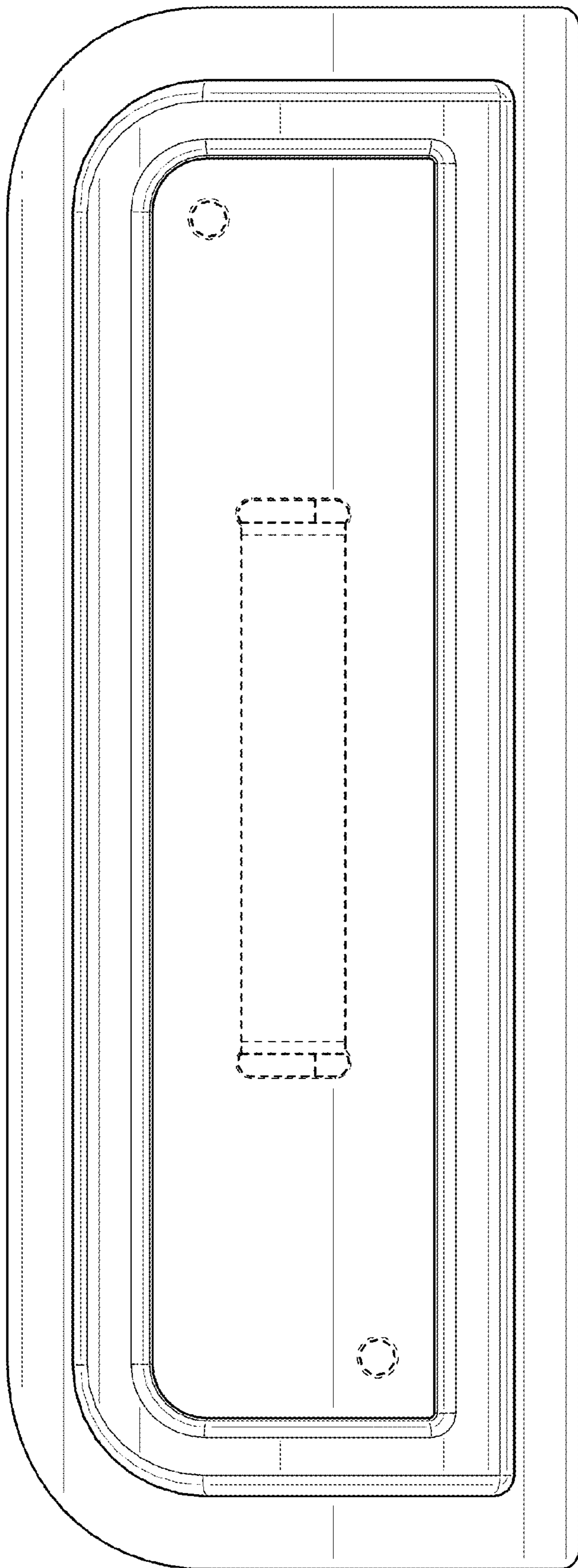


FIG. 8




FIG. 9

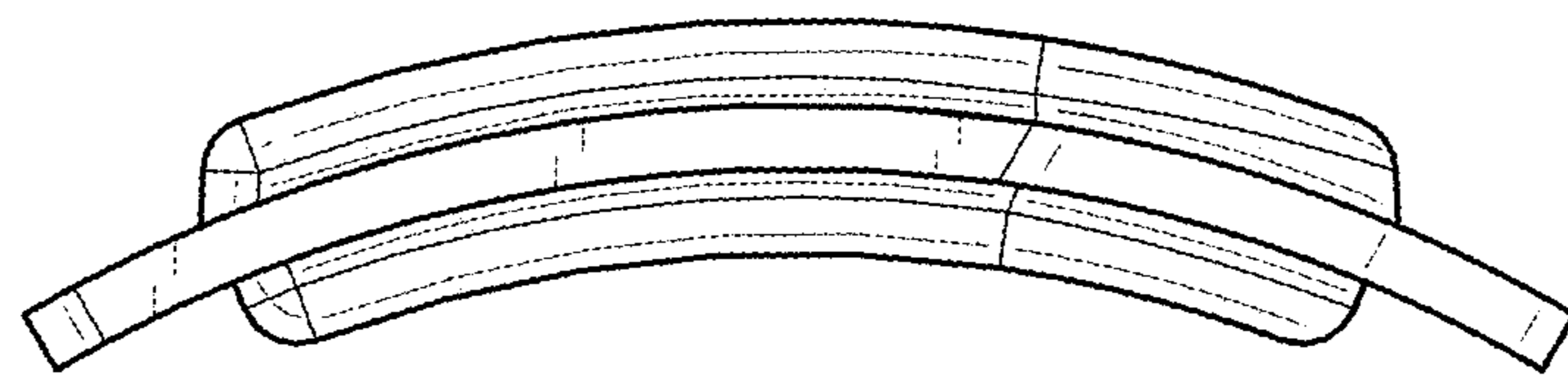


FIG. 10

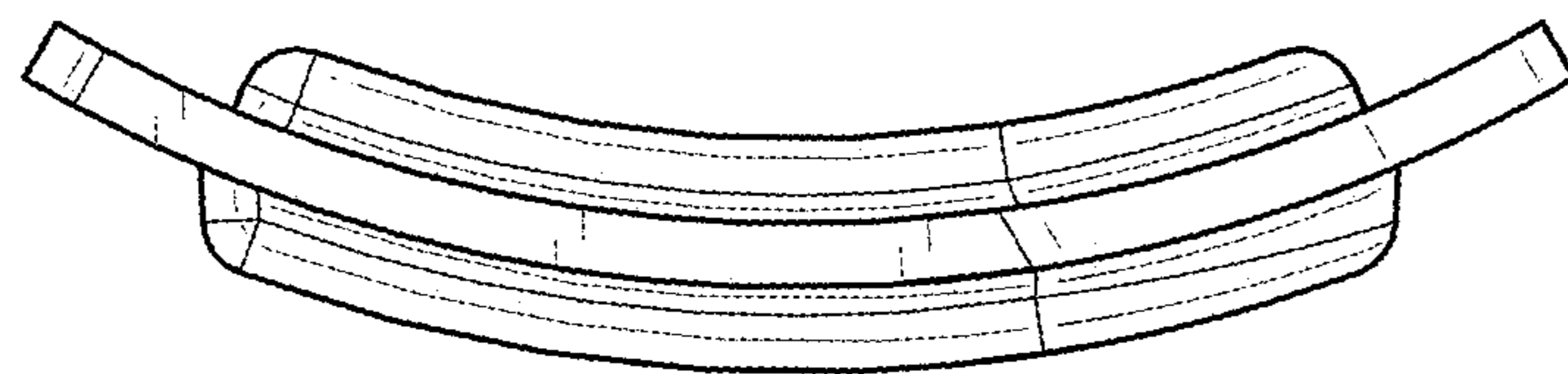


FIG. 11