



US00D945096S

(12) **United States Design Patent** (10) **Patent No.:** **US D945,096 S**
Dimbylow et al. (45) **Date of Patent:** **** Mar. 1, 2022**

(54) **VACUUM CLEANER**

(71) Applicant: **Dyson Technology Limited**, Wiltshire (GB)

(72) Inventors: **Stephen Robert Dimbylow**, Swindon (GB); **Anthony Andrew Buchanan Harker**, Oxford (GB); **Samuel Steven Cole**, Swindon (GB); **Robert Hinchliffe**, Bristol (GB); **Christopher Graham Vincent**, Swindon (GB)

(73) Assignee: **Dyson Technology Limited**, Malmesbury (GB)

(**) Term: **15 Years**

(21) Appl. No.: **29/737,619**

(22) Filed: **Jun. 10, 2020**

(30) **Foreign Application Priority Data**

Dec. 11, 2019 (EM) 007383674-0003

(51) **LOC (13) Cl.** **15-05**

(52) **U.S. Cl.**
USPC **D32/22**

(58) **Field of Classification Search**

USPC D32/17-25, 31-34
CPC A47L 7/00; A47L 9/02; A47L 5/24; A47L 5/26; A47L 5/28; A47L 9/102; A47L 9/1608; A47L 9/1683; A47L 9/2857; A47L 5/30; A47L 9/00; A47L 9/04; A47L 9/0461; A47L 9/06; A47L 9/0488; A47L 11/00; A47L 11/20; A47L 11/40

See application file for complete search history.

(56) **References Cited**

U.S. PATENT DOCUMENTS

D398,099 S * 9/1998 Leung D32/22
D583,925 S * 12/2008 Tinius D23/383

D637,776 S * 5/2011 Tinius D32/25
D737,009 S * 8/2015 Kim D32/31
D738,052 S * 9/2015 Kim D32/18
D743,125 S * 11/2015 Lee D32/22
D872,396 S * 1/2020 Miyawaki D32/22
D897,617 S * 9/2020 Chen D32/22
D925,847 S * 7/2021 Xia D32/18
11,103,116 B2 * 8/2021 Lawson Mclean A47L 9/32
D932,122 S * 9/2021 Xu D32/18
2019/0328188 A1 * 10/2019 Conrad A47L 9/1608

OTHER PUBLICATIONS

Dyson Omni Glide cord-free vacuums (on-line), dated Nov. 29, 2020. Retrieved from Internet Oct. 5, 2021, URL: https://www.youtube.com/watch?v=kzPnAm9n2_Y (1 page) (Year: 2020).*

(Continued)

Primary Examiner — Kimberly Barnes

(74) *Attorney, Agent, or Firm* — Faegre Drinker Biddle & Reath LLP

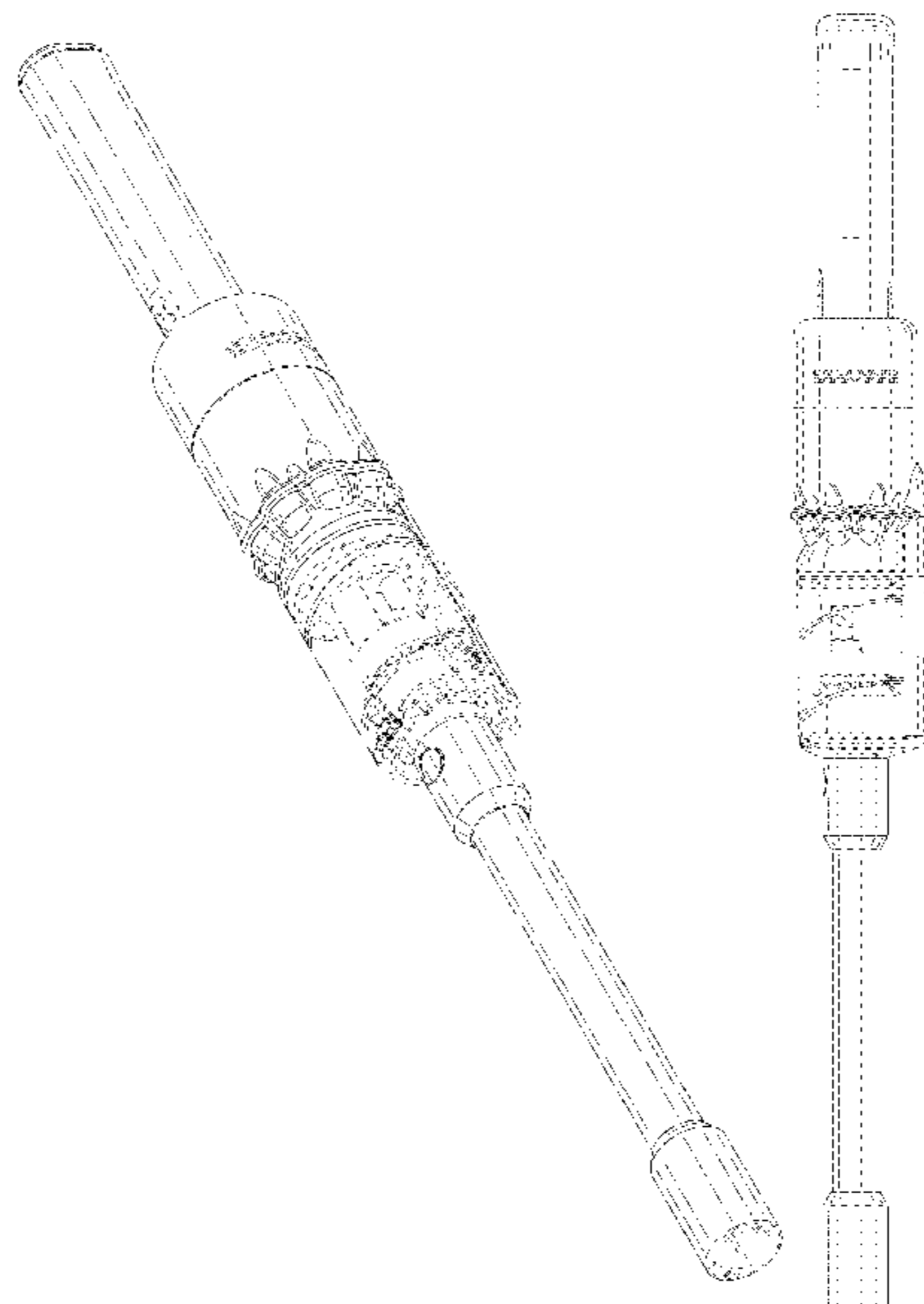
(57) **CLAIM**

We claim the ornamental design for a vacuum cleaner, as shown and described.

DESCRIPTION

FIG. 1 is a front perspective view of a vacuum cleaner showing our new design;
FIG. 2 is a front view thereof;
FIG. 3 is a rear view thereof;
FIG. 4 is a side view thereof;
FIG. 5 is a side view of the opposite side of FIG. 4;
FIG. 6 is a top view thereof; and,
FIG. 7 is a bottom view thereof.
The broken lines shown in the drawings illustrate portions of a vacuum cleaner that form no part of the claimed design.

1 Claim, 7 Drawing Sheets



(56)

References Cited

OTHER PUBLICATIONS

Dimbylow et al., Design U.S. Appl. No. 29/737,593, filed Jun. 10, 2020, for "Vacuum Cleaner." [A copy is not submitted herewith pursuant to the waiver of 37 C.F.R. § 1 98(a)(2)(iii) issued by the Office on Sep. 21, 2004.].

Dimbylow et al., Design U.S. Appl. No. 29/737,595, filed Jun. 10, 2020, for "Vacuum Cleaner." [A copy is not submitted herewith pursuant to the waiver of 37 C.F.R. § 1 98(a)(2)(iii) issued by the Office on Sep. 21, 2004.].

* cited by examiner

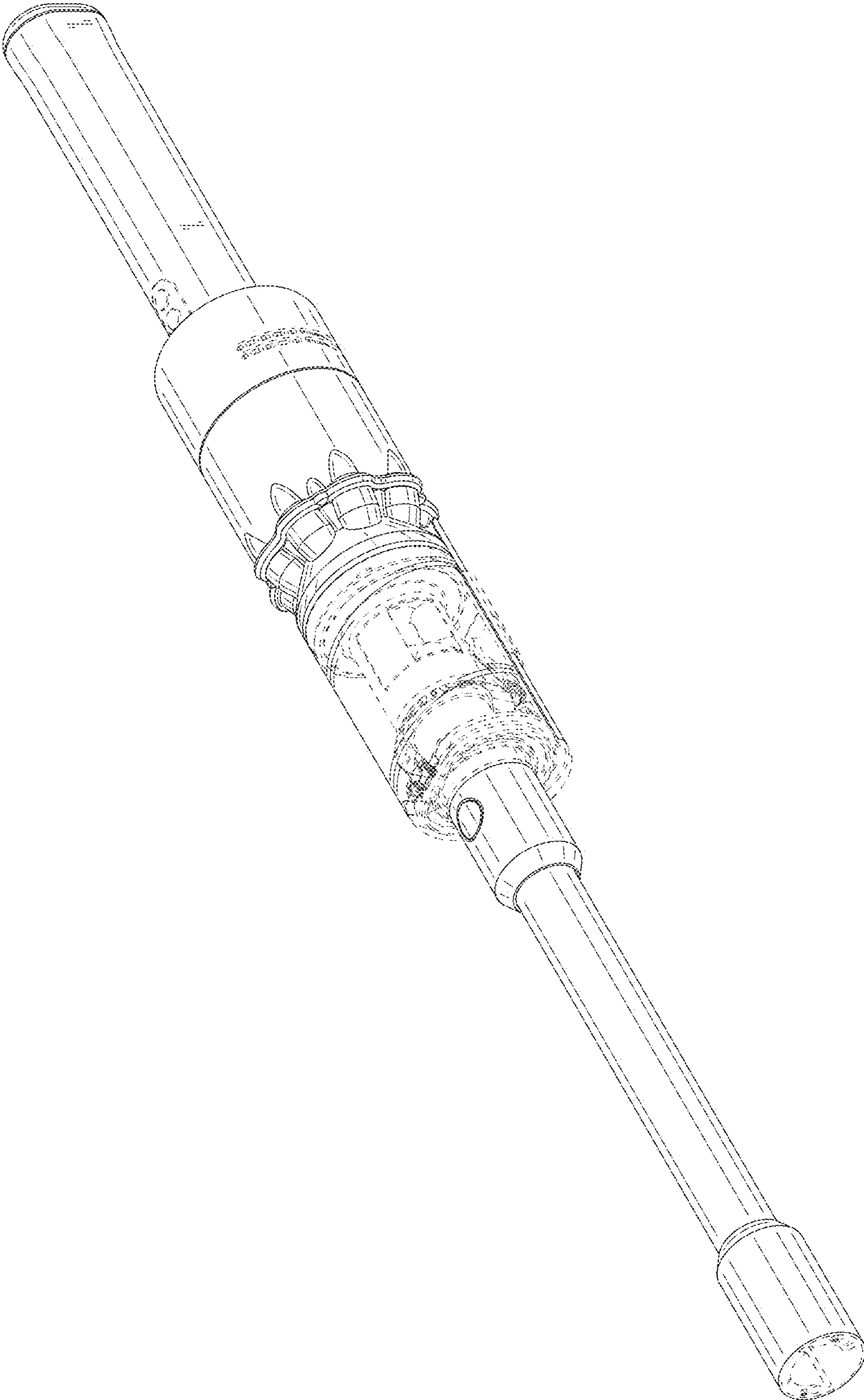


FIG. 1

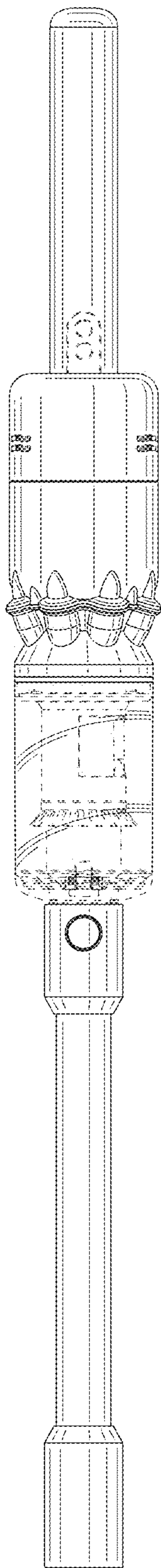


FIG. 2

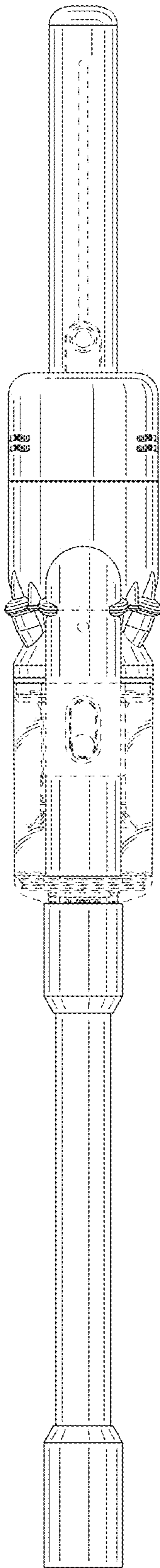


FIG. 3




FIG. 4

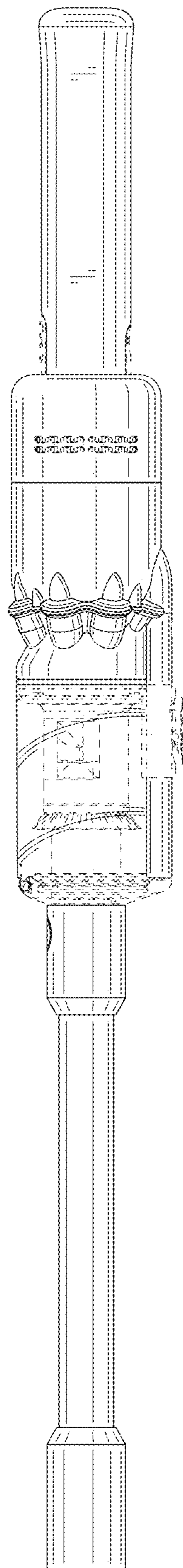


FIG. 5

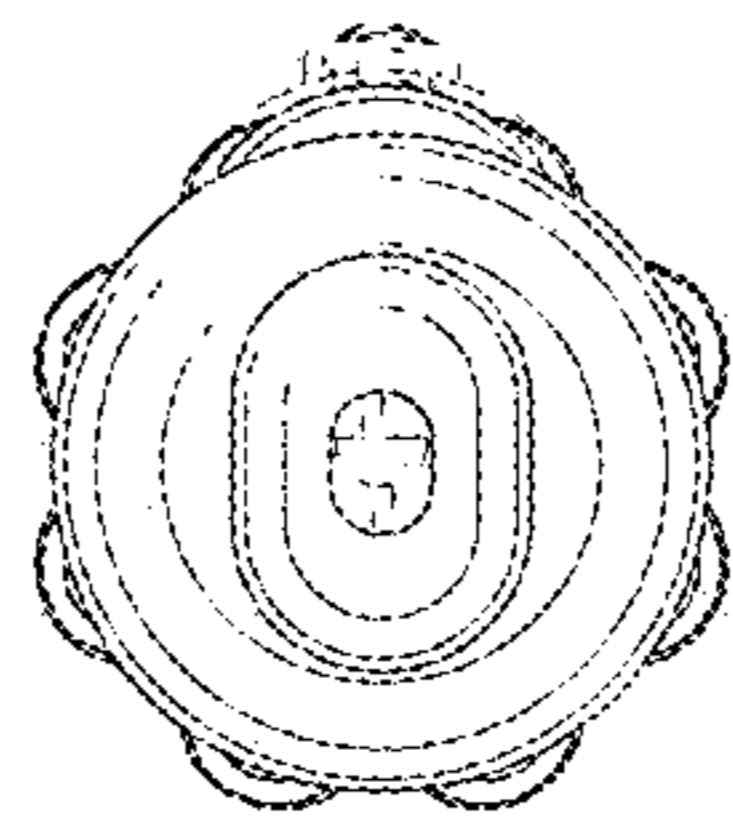


FIG. 6

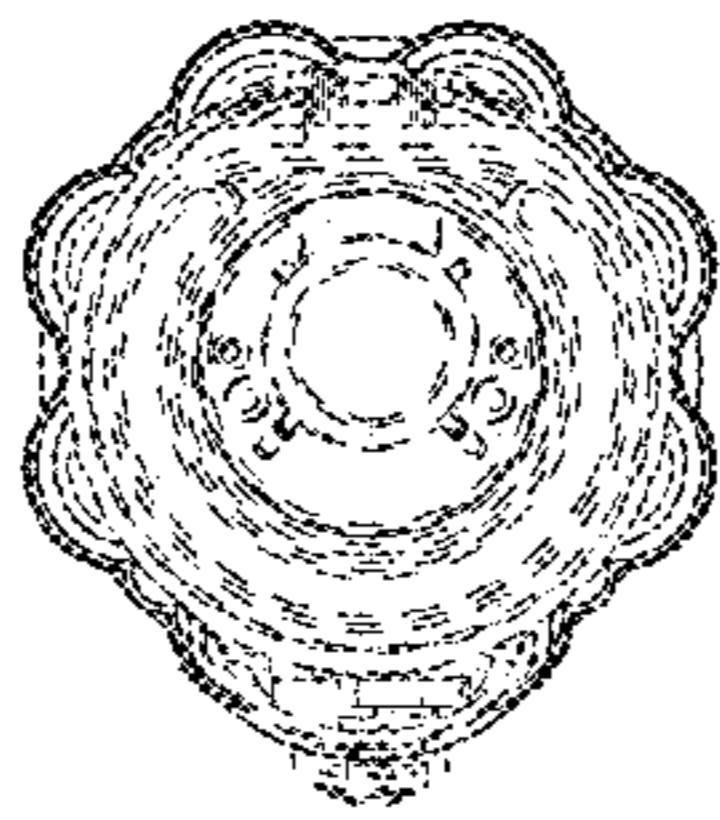


FIG. 7