



US00D945071S

(12) **United States Design Patent**
Huang

(10) **Patent No.:** **US D945,071 S**
(45) **Date of Patent:** **** Mar. 1, 2022**

- (54) **ELECTRIC SHAVER**
- (71) Applicant: **GUANGDONG HUANENGDA ELECTRICAL APPLIANCES CO., LTD, Jieyang (CN)**
- (72) Inventor: **Minxun Huang, Jieyang (CN)**
- (73) Assignee: **GUANGDONG HUANENGDA ELECTRICAL APPLIANCES CO., LTD, Jieyang (CN)**
- (**) Term: **15 Years**
- (21) Appl. No.: **29/774,281**
- (22) Filed: **Mar. 16, 2021**
- (51) **LOC (13) Cl.** **28-03**
- (52) **U.S. Cl.**
USPC **D28/50**
- (58) **Field of Classification Search**
USPC D28/49-54, 56-59
CPC B26B 19/00; B26B 19/12; B26B 19/14;
B26B 19/28; B26B 19/38; B26B 19/384;
B26B 19/3853
See application file for complete search history.

D925,124 S *	7/2021	Huang	D28/50
D938,651 S *	12/2021	Meng	D28/50
2011/0030220 A1 *	2/2011	Shimizu	B26B 19/145 30/43.6
2011/0067243 A1 *	3/2011	Darwinkel	B26B 19/3873 30/42
2020/0361103 A1 *	11/2020	Paauw	B26B 19/143

OTHER PUBLICATIONS

Xiaomi Mijia S500 Smart Shaver | Unboxing & First Impression, published on Jan. 5, 2020, retrieved on Jan. 5, 2022, retrieved from the Internet URL: <https://www.youtube.com/watch?v=JoJ-2n5U97A>.*

* cited by examiner

Primary Examiner — Jennifer Rivard
Assistant Examiner — Alison M Ofstun

(57) **CLAIM**

The ornamental design for an electric shaver, as shown and described.

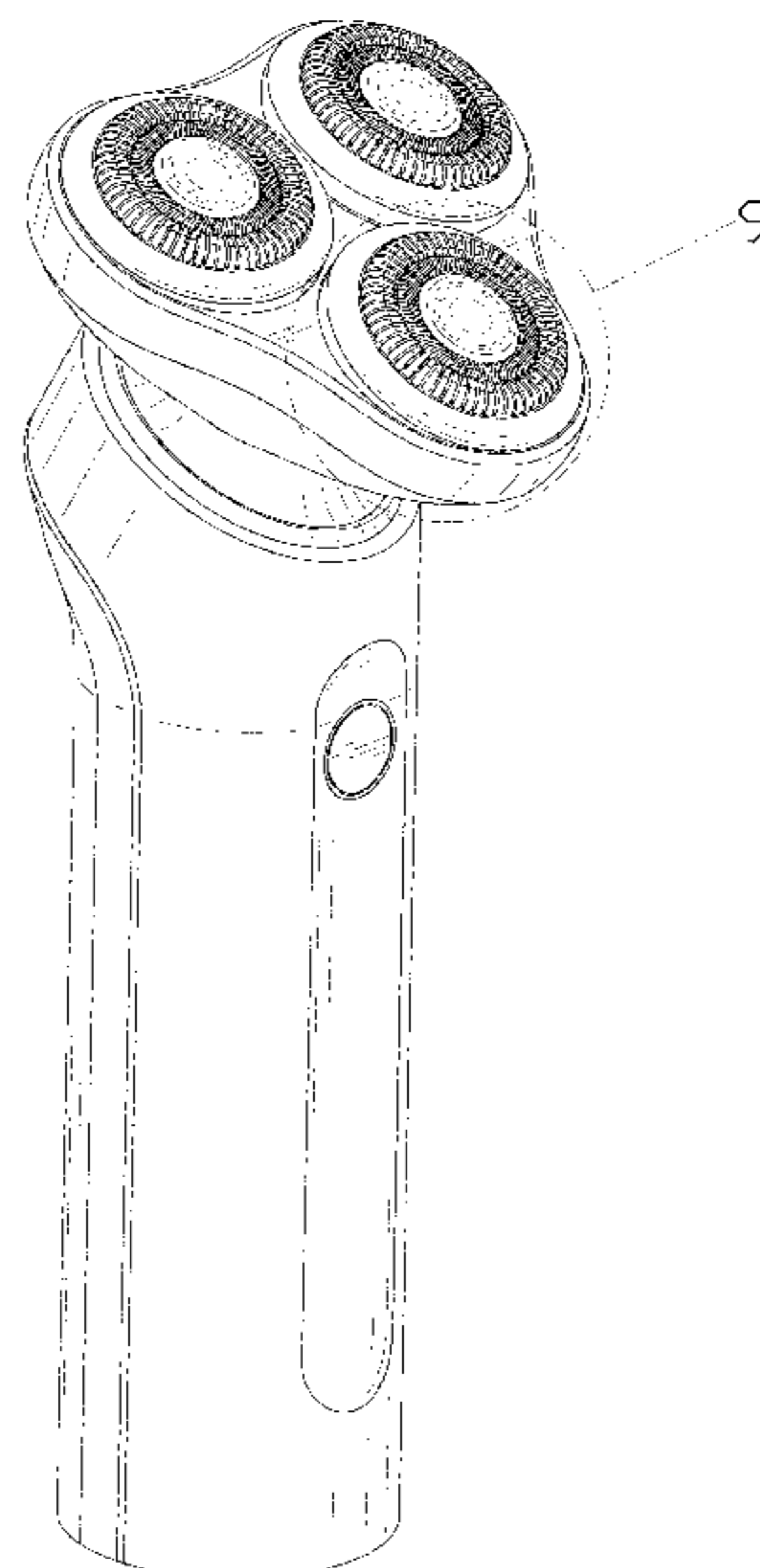
DESCRIPTION

FIG. 1 is a perspective view of an electric shaver showing my new design;
FIG. 2 is another perspective view thereof;
FIG. 3 is a front elevational view thereof;
FIG. 4 is a rear elevational view thereof;
FIG. 5 is a left side elevational view thereof;
FIG. 6 is a right side elevational view thereof;
FIG. 7 is a top plan view thereof;
FIG. 8 is a bottom plan view thereof; and,
FIG. 9 is an enlarged view of portion 9 shown in FIG. 1.
In the drawings, the evenly spaced broken lines illustrate portions of the electric shaver that form no part of the claimed design. The dash-dot broken lines are enlarged view indicators and form no part thereof.

1 Claim, 9 Drawing Sheets

(56) **References Cited**
U.S. PATENT DOCUMENTS

D311,973 S *	11/1990	Izumi	D28/50
D361,864 S *	8/1995	Nakano	D28/50
D469,219 S	1/2003	McLachlan		
D471,671 S	3/2003	Nishizawa		
D544,999 S *	6/2007	Prat-Pfister	D28/50
D549,873 S *	8/2007	Prat-Pfister	D28/50
D637,759 S *	5/2011	Byun	D28/50
D758,014 S *	5/2016	Smith	D28/50
D777,376 S *	1/2017	Frankel	D28/50
D844,242 S *	3/2019	Yan	D28/50
D858,880 S *	9/2019	Lu	D28/50
D858,881 S *	9/2019	Lu	D28/50



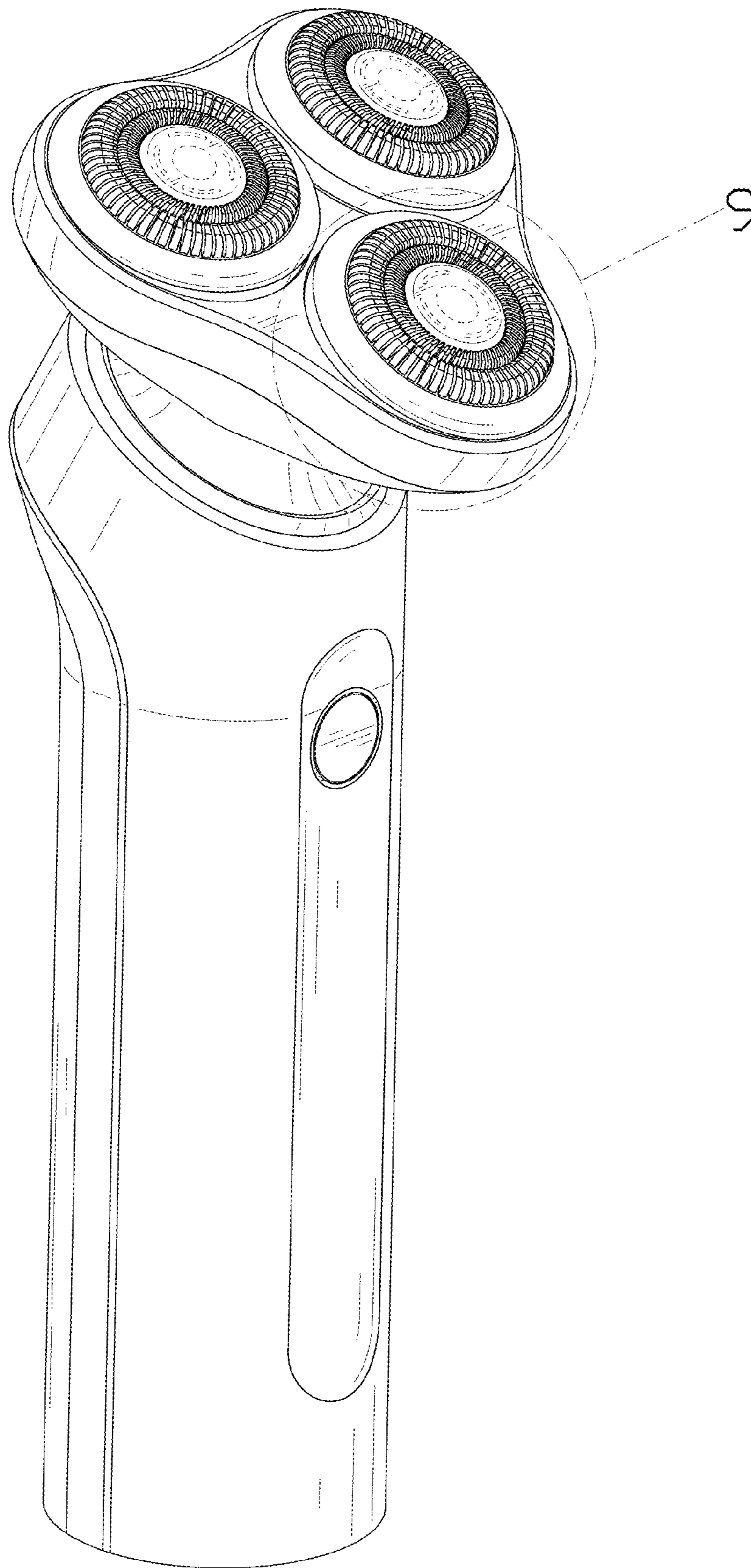


FIG. 1




FIG. 2




FIG. 3

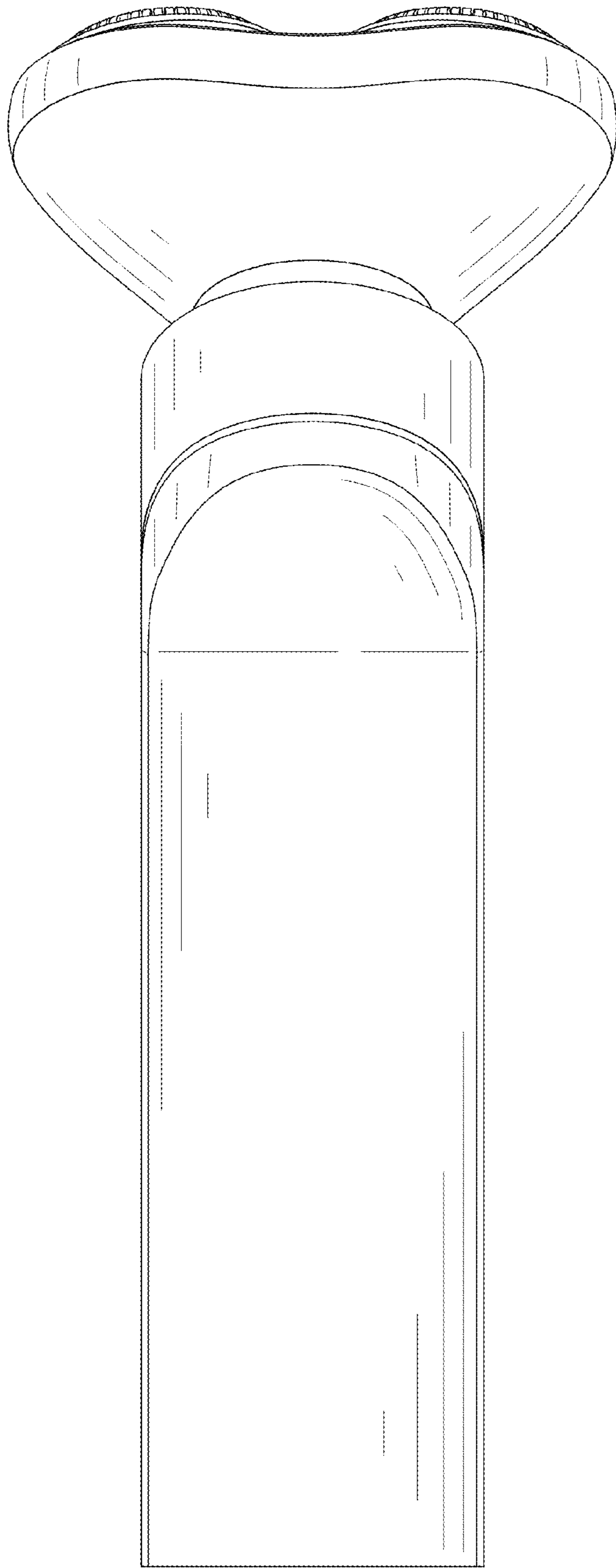


FIG. 4

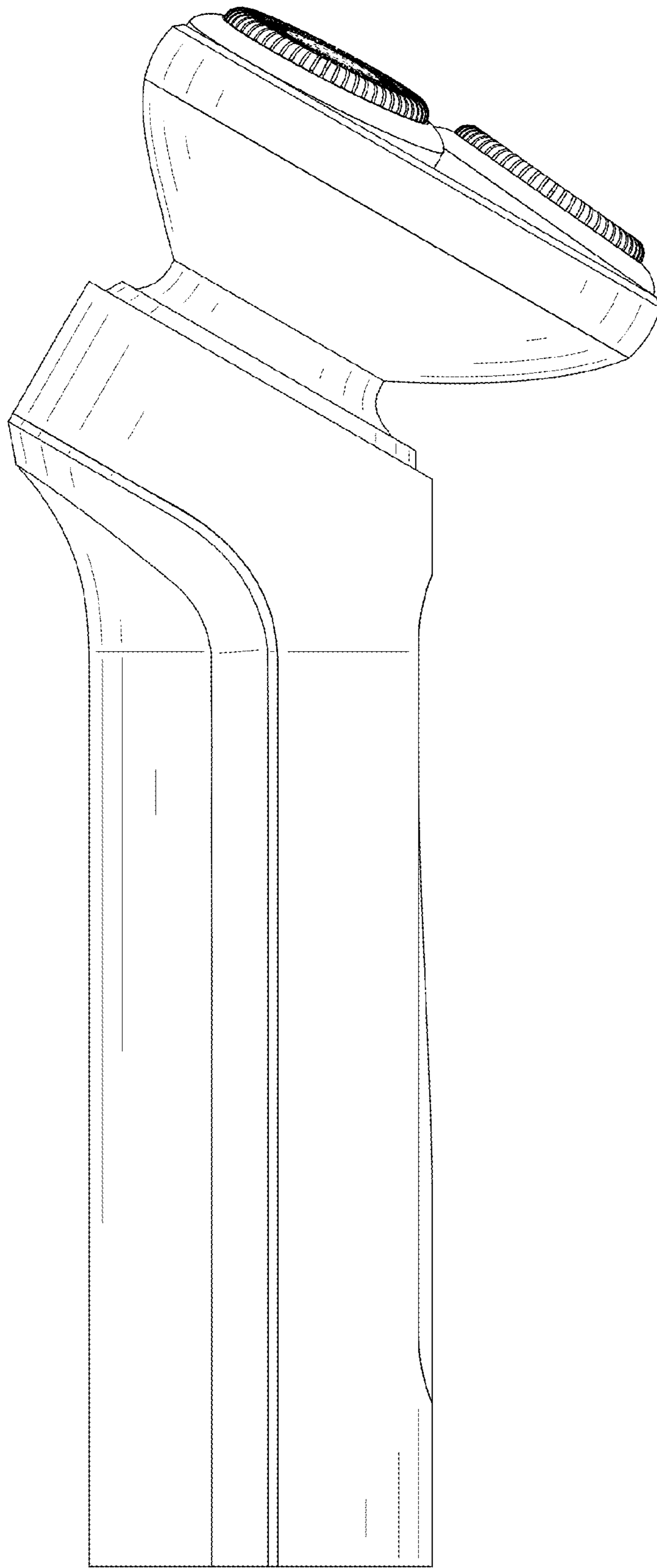


FIG. 5

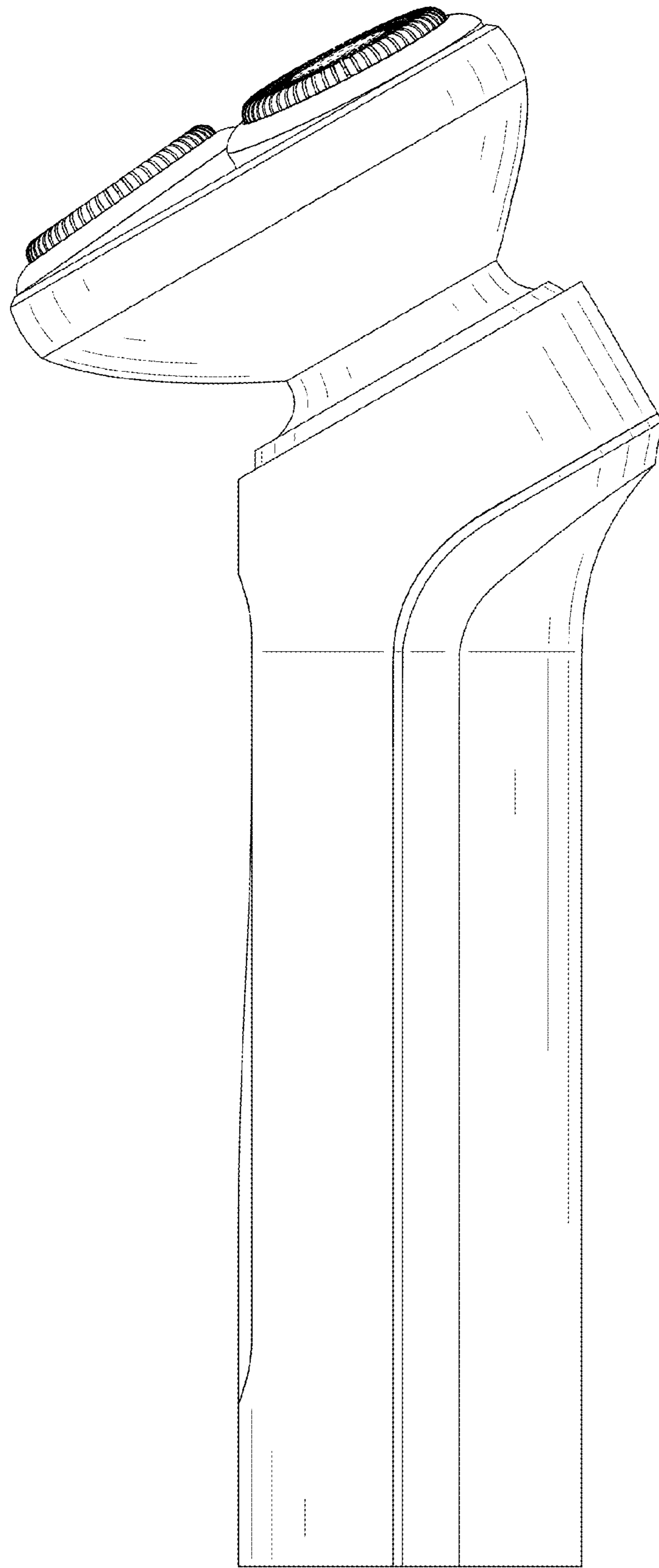


FIG. 6

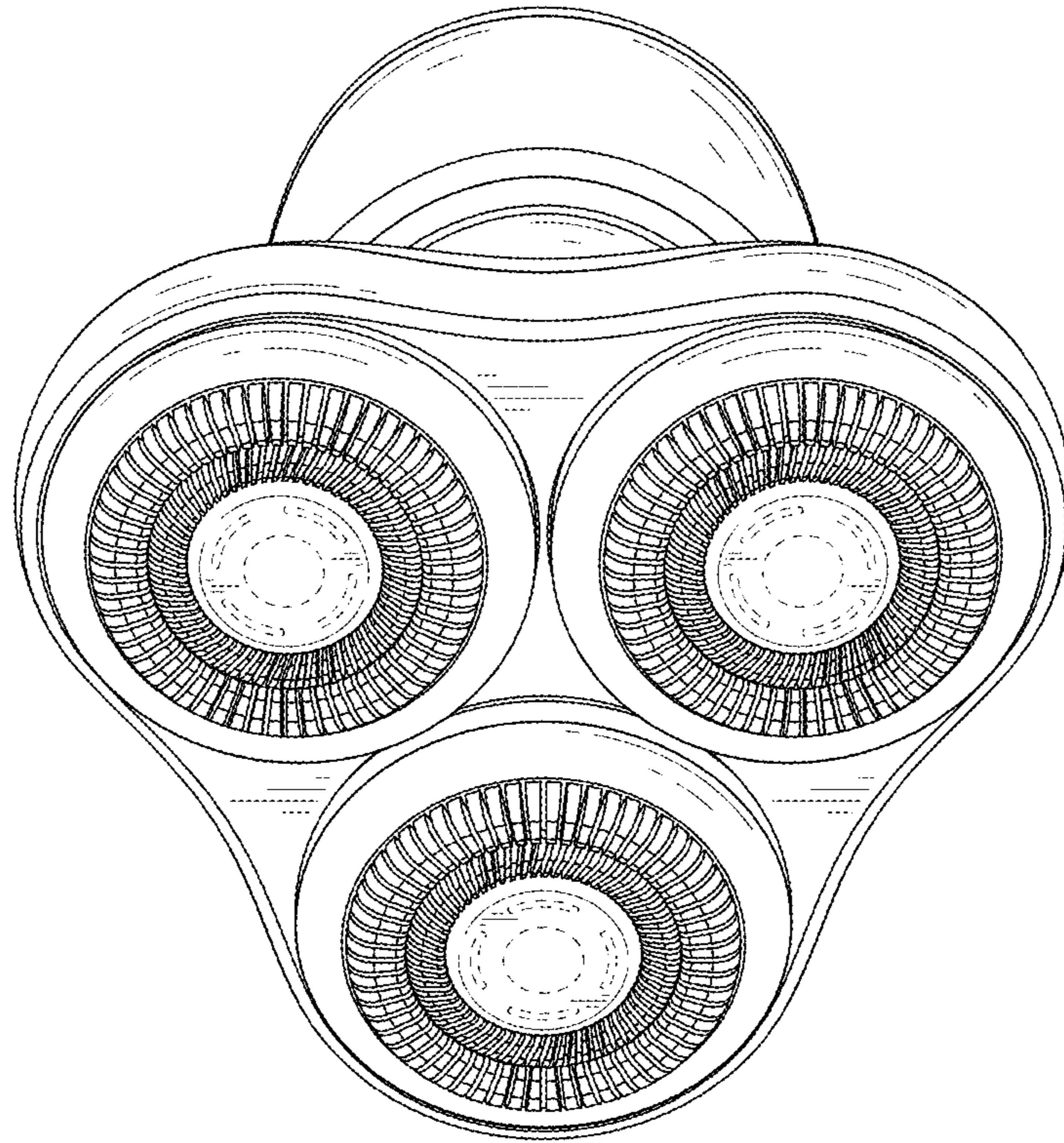


FIG. 7

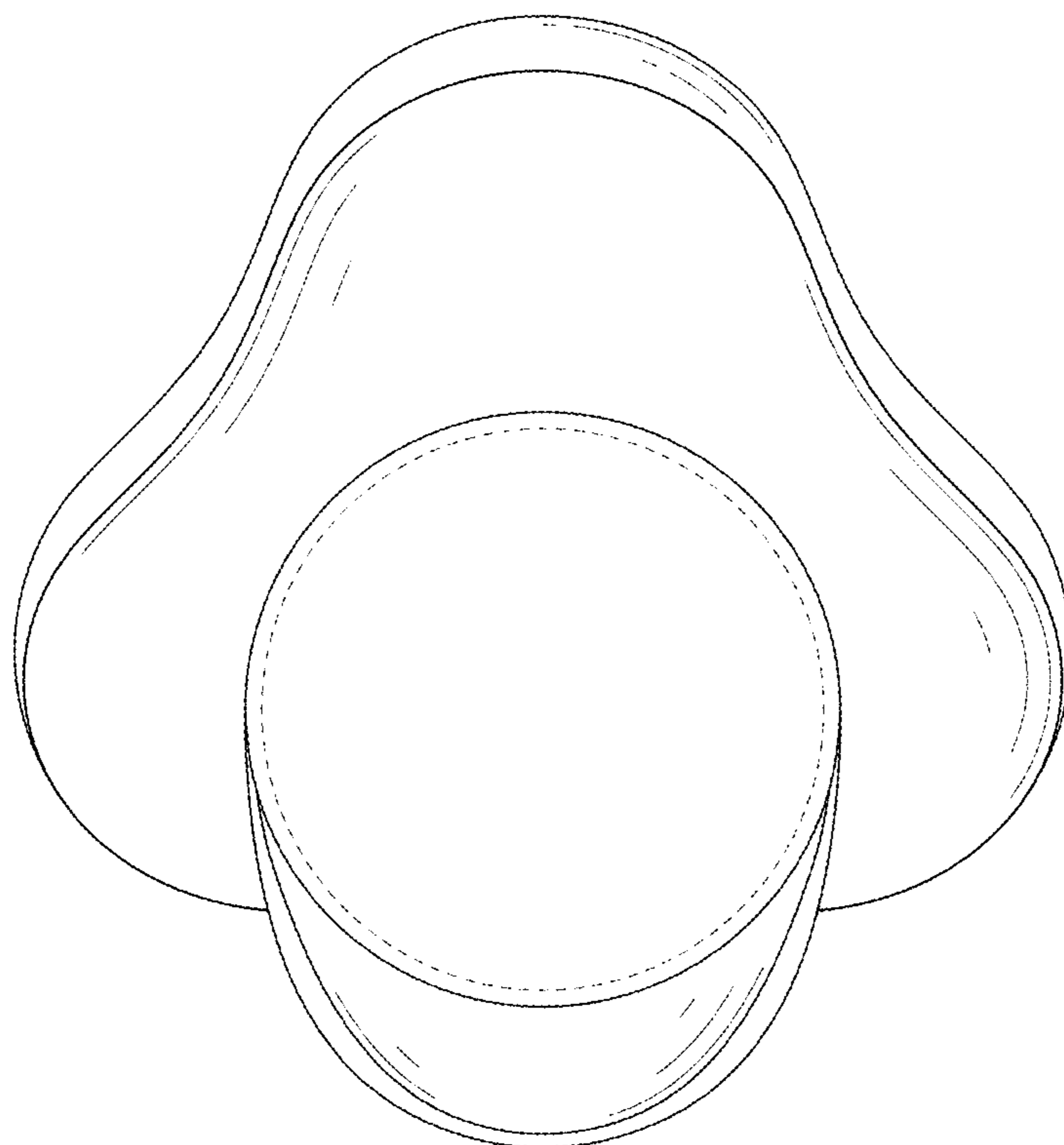


FIG. 8

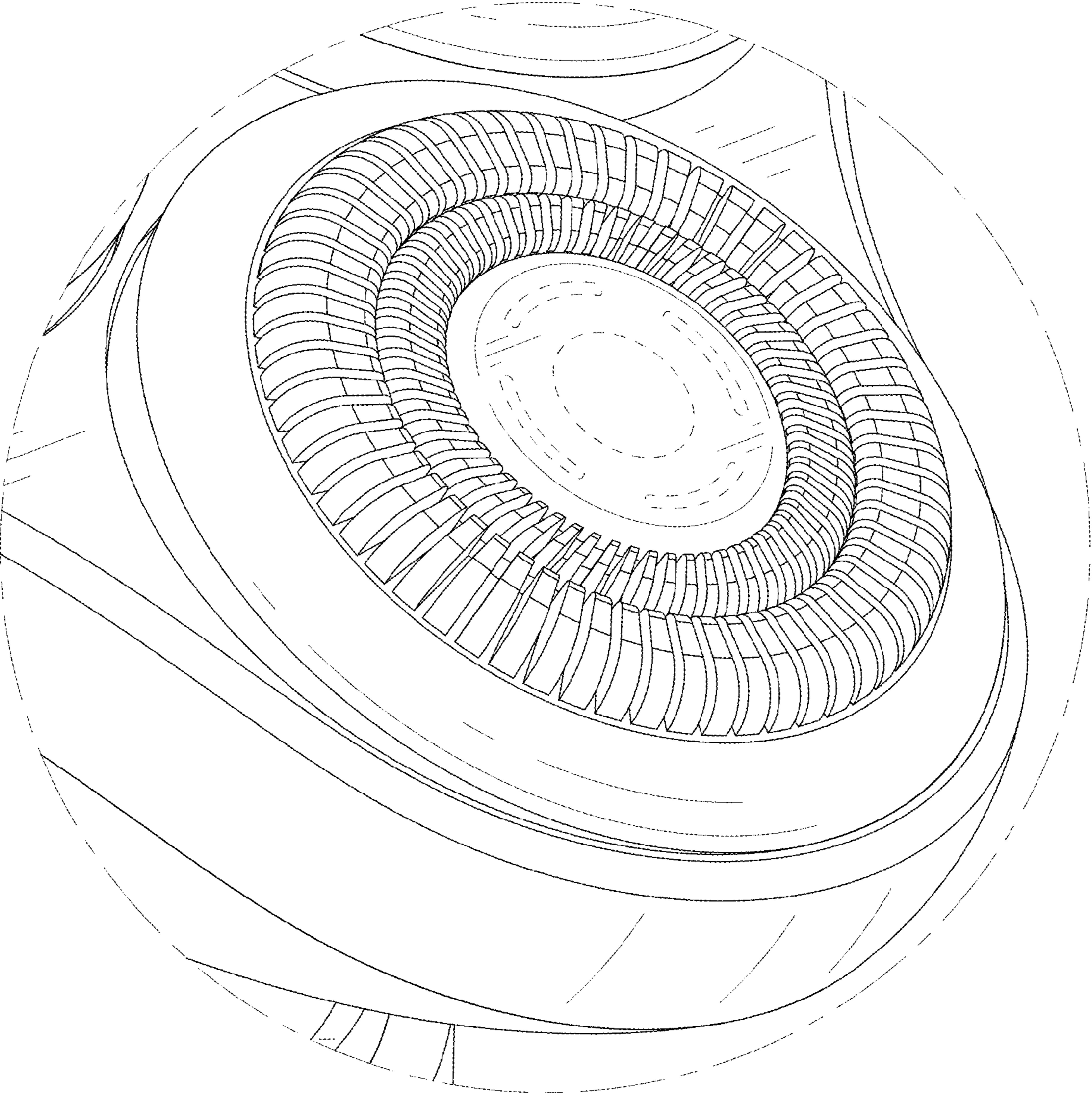


FIG. 9