



US00D945062S

(12) **United States Design Patent**  
**Zhou**

(10) **Patent No.:** **US D945,062 S**  
(45) **Date of Patent:** **\*\* Mar. 1, 2022**

(54) **LASER HAIR REMOVAL DEVICE**

(71) Applicant: **Liping Zhou**, Guangdong (CN)

(72) Inventor: **Liping Zhou**, Guangdong (CN)

(\*\*) Term: **15 Years**

(21) Appl. No.: **29/735,121**

(22) Filed: **May 19, 2020**

(51) **LOC (13) Cl.** ..... **28-03**

(52) **U.S. Cl.**

USPC ..... **D28/44.1**; D24/209; D24/214

(58) **Field of Classification Search**

USPC ..... D28/9, 44, 44.1, 50, 52-54; D24/133,  
D24/209, 214

CPC ..... B26B 19/00; B26B 19/10; B26B 19/12;  
B26B 19/02; B26B 19/04; B26B 19/38;  
A61B 2018/0047; A45D 26/00; A45D  
26/0004-0009; A45D 26/0057; A45D  
26/0071; A45D 2026/0095

See application file for complete search history.

(56) **References Cited**

**U.S. PATENT DOCUMENTS**

D705,484 S *	5/2014	Bourgeois	.....	D28/44.1
D705,989 S *	5/2014	Levi	.....	D28/44.1
D705,992 S *	5/2014	Levi	.....	D28/44.1
D776,874 S *	1/2017	Kling	.....	D28/44.1
D789,604 S *	6/2017	Levi	.....	D28/44.1
D820,464 S *	6/2018	Gabriele	.....	D24/209
D872,362 S *	1/2020	Long	.....	D28/44.1

D899,688 S *	10/2020	Li	.....	D28/44.1
D904,634 S *	12/2020	Sedic	.....	D24/209
2017/0196336 A1 *	7/2017	Smal	.....	A45D 26/00

**OTHER PUBLICATIONS**

Epilator Laser Hair Removal Device Banggood.com, Date unavailable, retrieved on Dec. 3, 2021, retrieved from the Internet URL: [https://www.banggood.com/Epilator-Laser-Hair-Removal-Device-LCD-Screen-500000-Flashes-IPL-Laser-Hair-Removal-With-Glasses-Five-Settings-p-1491201.html?cur\\_warehouse=CN&ID=558101](https://www.banggood.com/Epilator-Laser-Hair-Removal-Device-LCD-Screen-500000-Flashes-IPL-Laser-Hair-Removal-With-Glasses-Five-Settings-p-1491201.html?cur_warehouse=CN&ID=558101).\*

\* cited by examiner

*Primary Examiner* — Jennifer Rivard  
*Assistant Examiner* — Alison M Ofstun

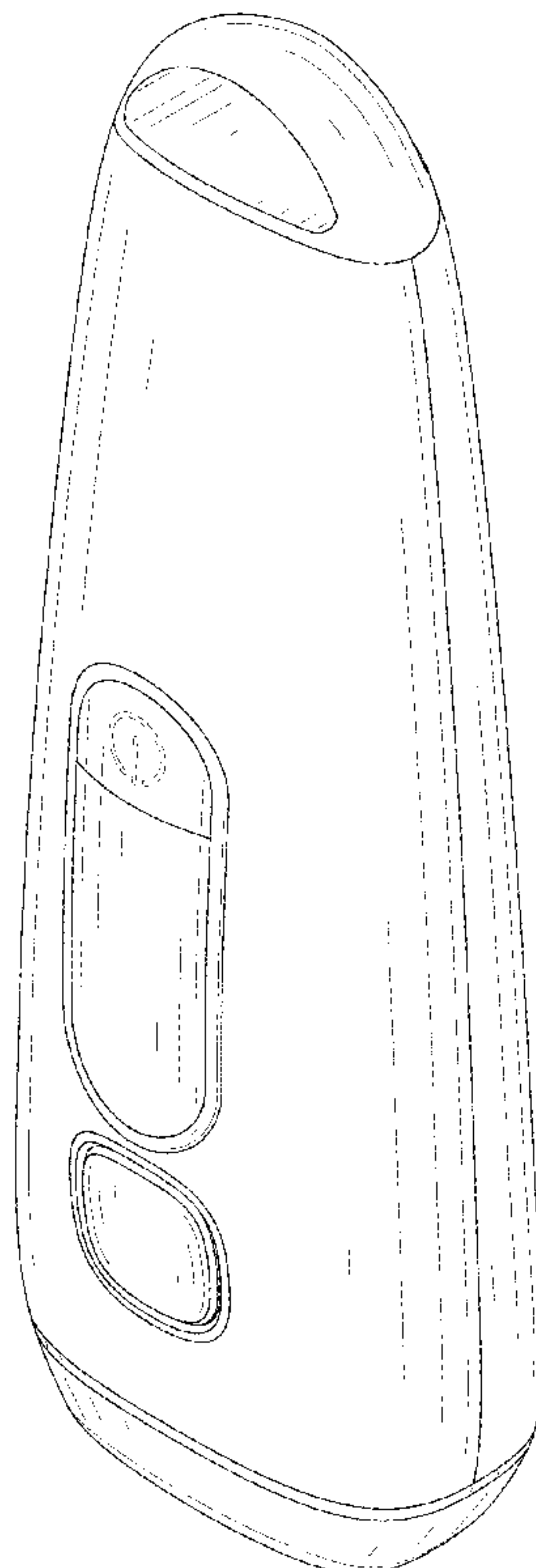
(57) **CLAIM**

The ornamental design for a laser hair removal device, as shown and described.

**DESCRIPTION**

FIG. 1 is a front and top perspective view of a laser hair removal device, showing my new design; FIG. 2 is a rear and bottom perspective view thereof; FIG. 3 is a front elevational view thereof; FIG. 4 is a rear elevational view thereof; FIG. 5 is a left side elevational view thereof; FIG. 6 is a right side elevational view thereof; FIG. 7 is a top plan view thereof; and, FIG. 8 is a bottom plan view thereof. The broken lines in the figures illustrate portions of the article that form no part of the claimed design.

**1 Claim, 8 Drawing Sheets**



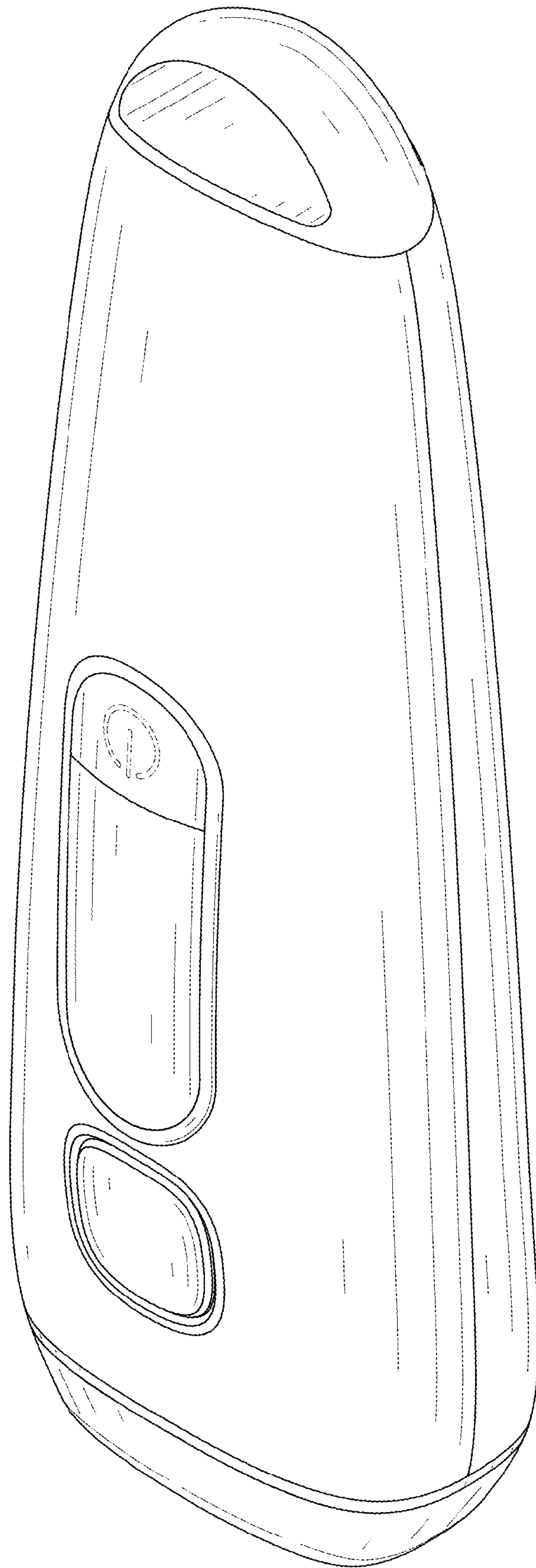


FIG. 1

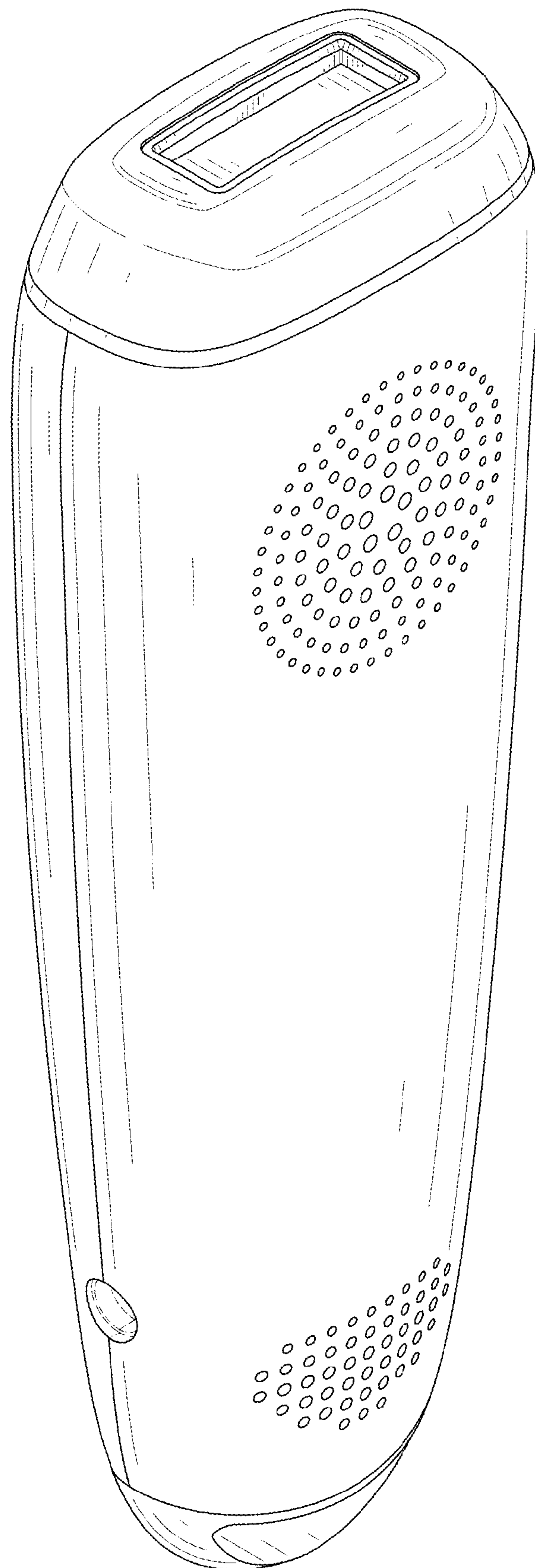


FIG. 2




FIG. 3

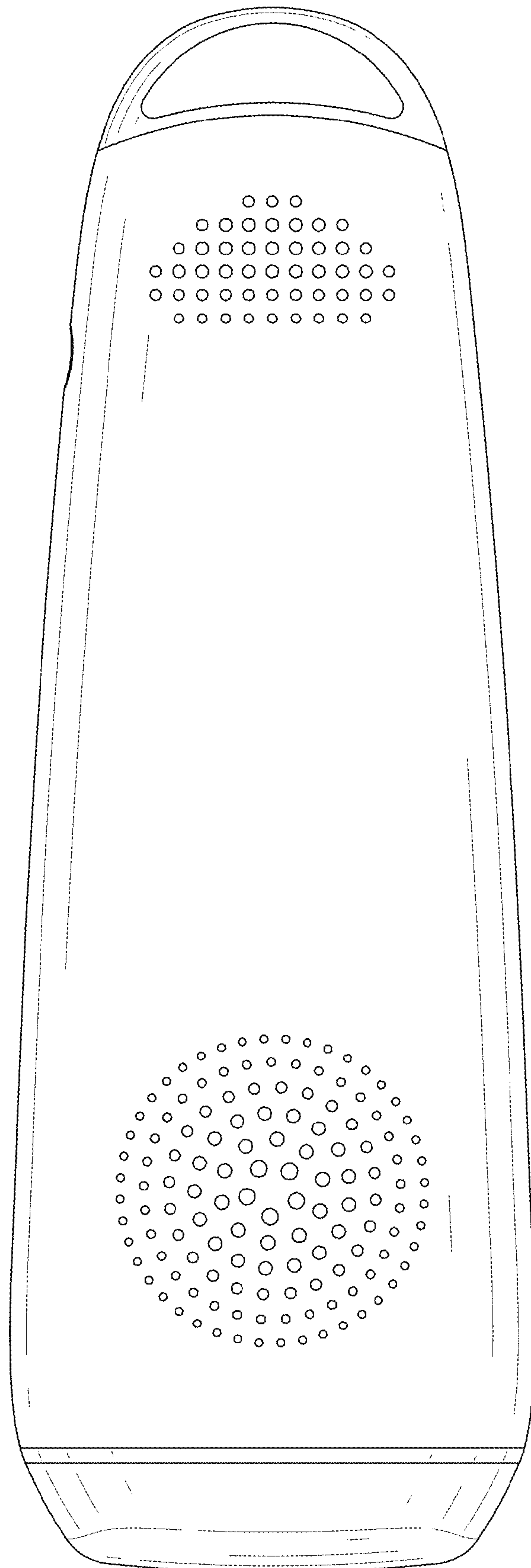


FIG. 4



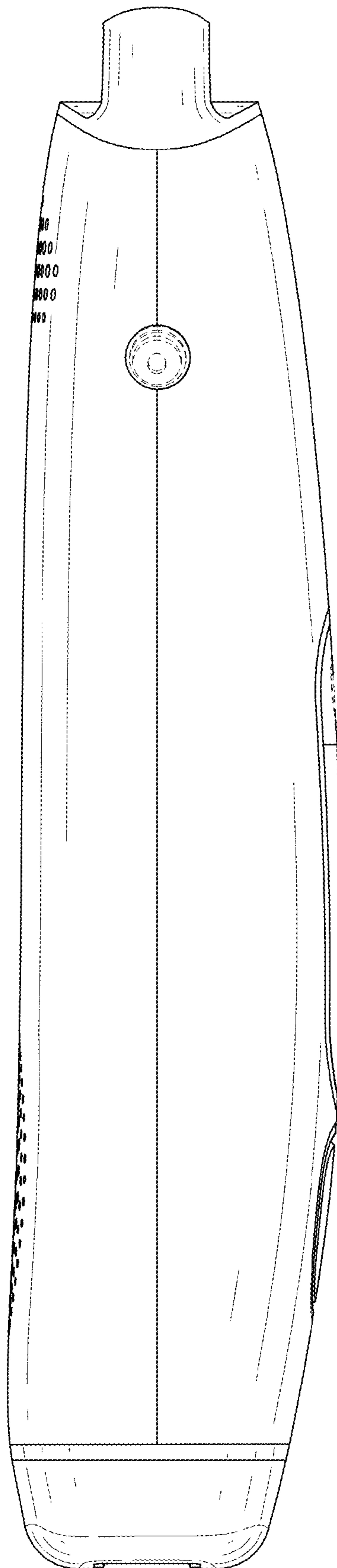


FIG. 5

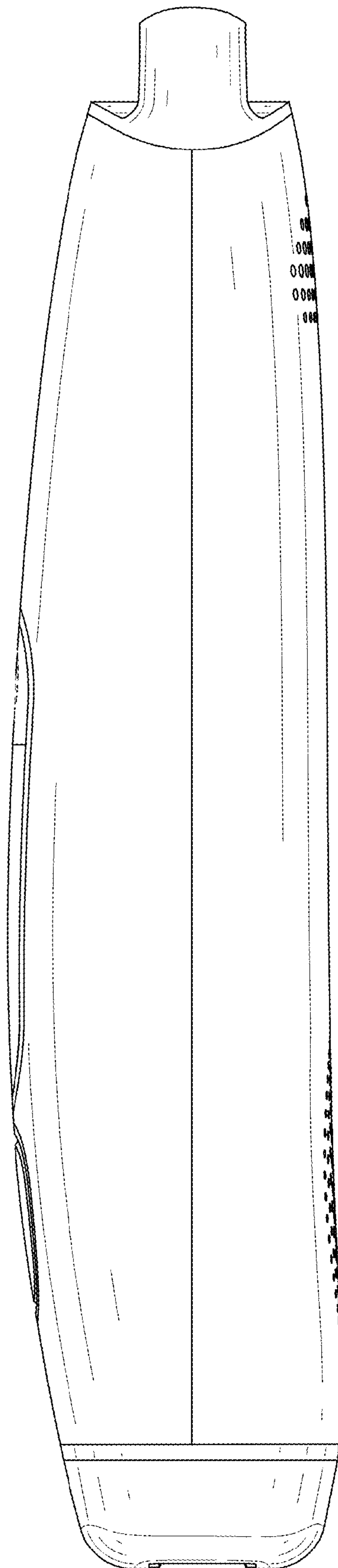


FIG. 6

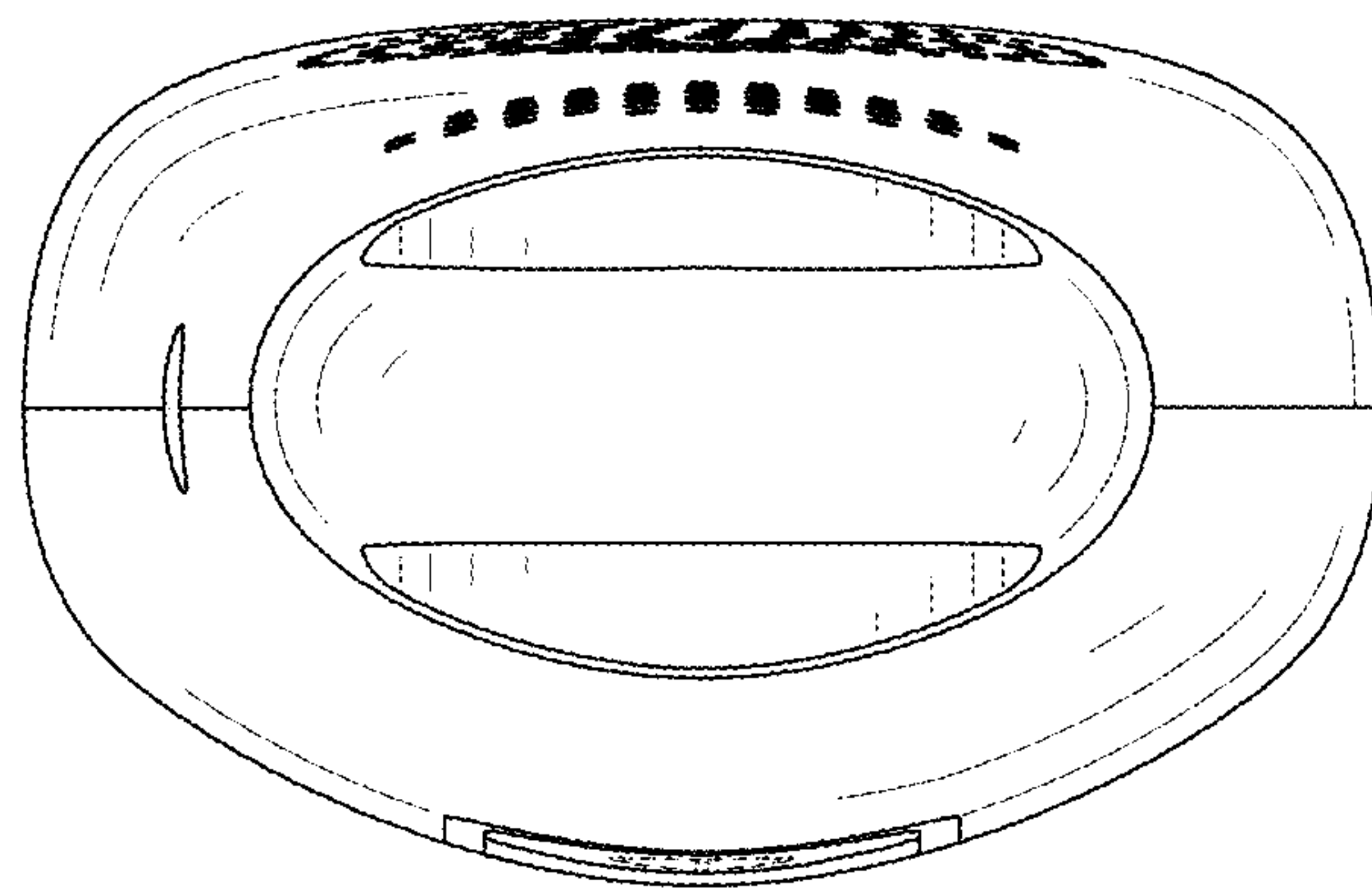


FIG. 7



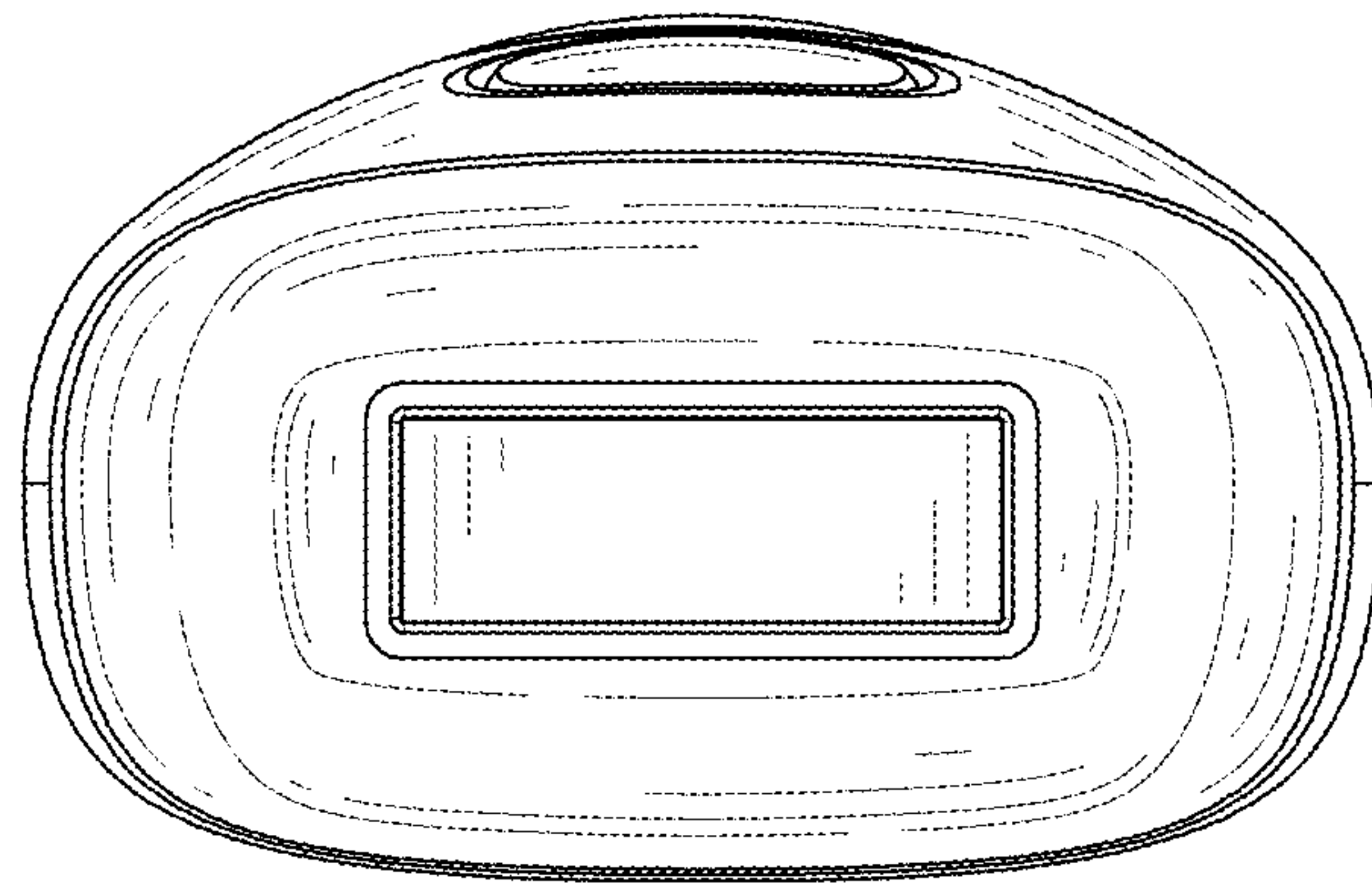


FIG. 8